

LIGIER

EUROPEAN SERIES

WELCOME TO SILVERSTONE

PREVIOUS RACE

START PROCEDURE : Respect the alignment of 2 parallel lines through the grid boxes

REJOINING THE TRACK / GRAVEL BED : still too much driver rejoining the track on the racing line without taking care of removing gravels of the car

SAFETY CAR PROCEDURE: always respect the light at the pit exit ! Rule of the SC1 and SC2

OFFICIAL NOTICE BOARD : Read the official documents on the notice board (ex grid race 2)

OFFICIALS

RACE CONTROL



Eduardo FREITAS
ELMS Race Director
+351 91 73 60 440



Gwen BOURCIER
MLMC Race Director
+33 (0)6 23 43 49 97



Pauline SCHOOF
LES Race Director



Yaiza BONET
Race Director Assistant



Gwendal OHLMANN
MLMC Safety Car Driver

TECHNICAL DELEGATES



Lucien MONTE
LMC & LES Technical Delegate
+33 (0) 6 76 87 14 55



Sébastien CHARREAU
ACO Operations Coordinator
+33 (0) 6 03 07 50 38

PIT LANE



Alban LEGARCON
Chief Pit Lane
+33 (0) 7 77 98 10 08

TIMEKEEPING

Dani Mayan

NATIONAL OFFICIALS

- COC: Andy HOLLEY
- Steward: Ian WATSON

STEWARDS



Astrid MARECHAL
LES 1st Member of the Stewards



Arthur PELOSI
LES 1st Member of the Stewards



Carol SLENZAK
Secretary of the Stewards


CHIEF MEDICAL



Christian WAHLER
Doctor

CIRCUIT MAP

CONTROL LINE
FINISH LINE
SC RESTART LINE



SC LINE 1

CARS IN GRID
POSITION

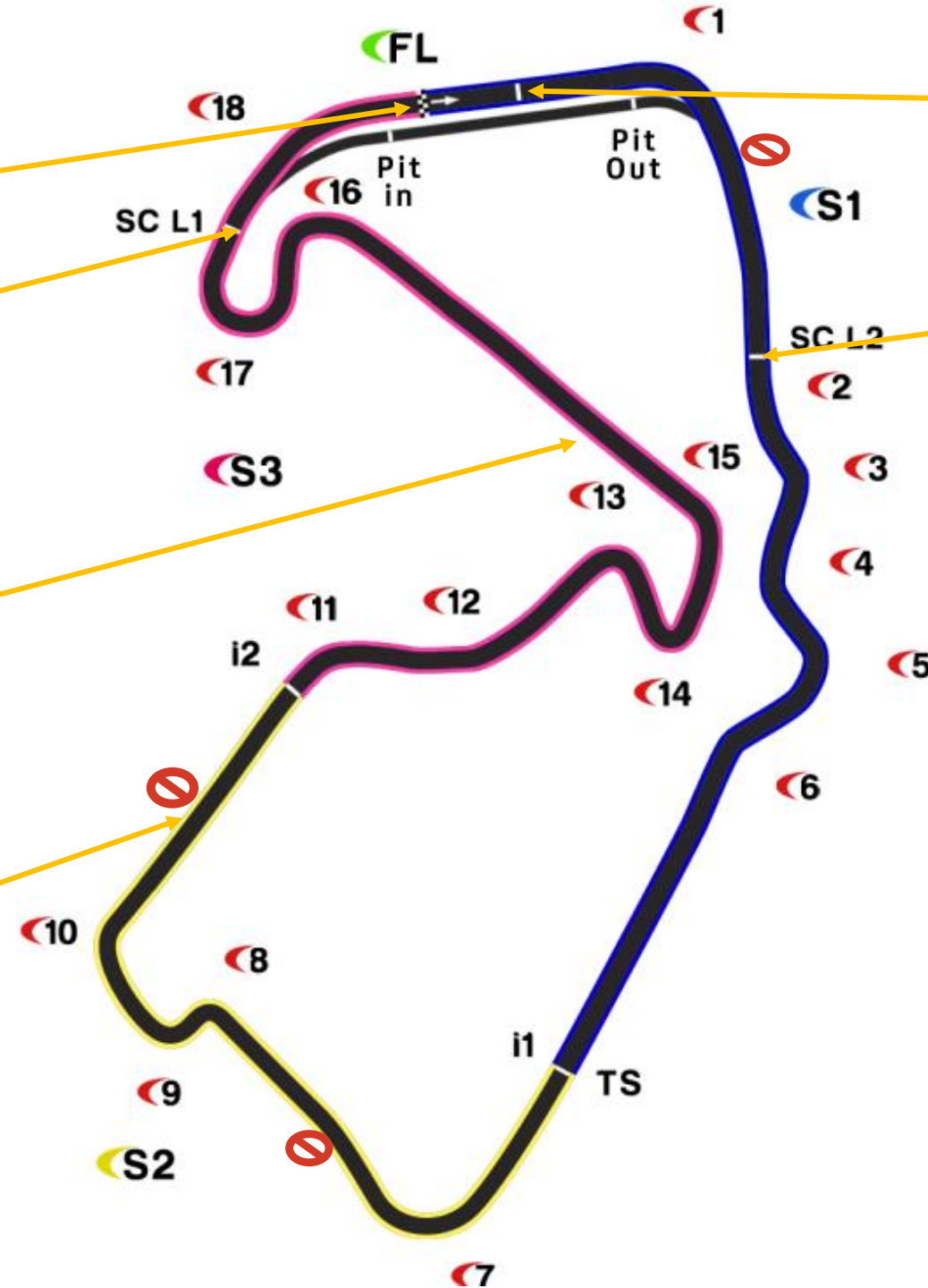
SC LIGHTS OFF

START LINE



SC LINE 2

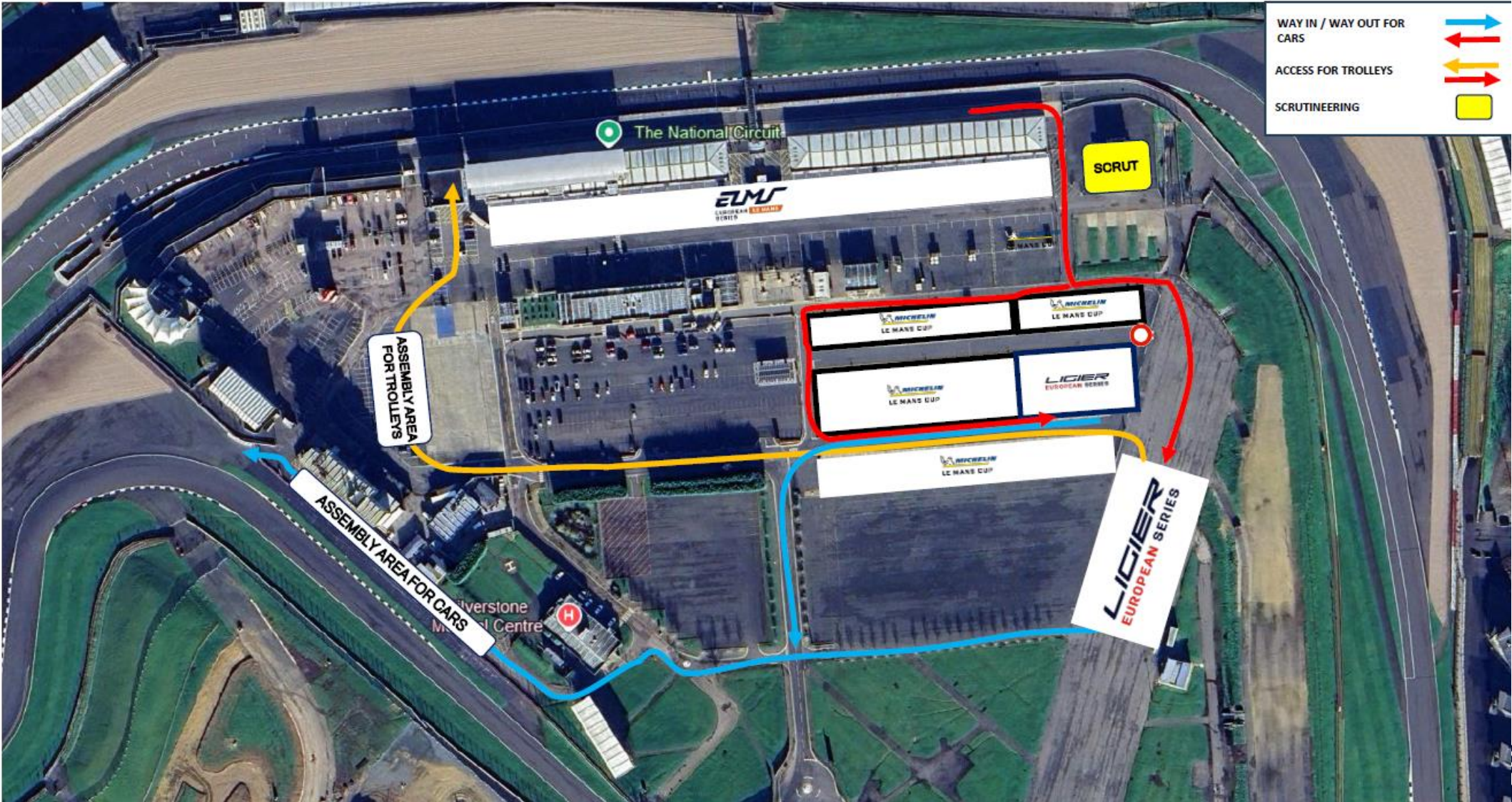
CENTERLINE: 5.891m
Start line offset: 143m
Pit In - Pit Out: 337,9m
Pit In - Pit FL: 30,4m
Int 1 at: 2.040m
Int 2 at: 3.540m
Pit in at: 5.868m



PADDOCK- TRANSFER MAP

LIGIER
EUROPEAN SERIES

SILVERSTONE HEAT - TRANSFER MAP V2



TRANSFER MAP – START OF SESSION

- **FREE PRACTICES** : ASSEMBLY AREA TO THE PIT LANE - SESSION STARTS AT PIT EXIT GREEN LIGHT ON
- **QUALIFYING SESSION** : ASSEMBLY AREA TO THE PIT LANE – SESSION STARTS AT PIT EXIT GREEN LIGHT ON
- **RACES** : ASSEMBLY AREA TO THE TRACK – FOLLOW THE PACE CAR – 1 FORMATION LAP



PIT LANE DIAGRAM


SPEED LIMIT 

WORKING LIMIT STARTS
PIT ENTRY LOOP

SC LINE 1

END PIT SPEED LIMIT
PIT EXIT LOOP 
WORKING LIMIT ENDS

SC LINE 2



START LINE

2025 – DRIVER & TEAM MANAGER BRIEFING

CONTROL LINE / FINISH LINE / SC RESTART




LIGIER
EUROPEAN SERIES


PIT ENTRY – SAFETY CAR LINE 1



PIT ENTRY- LOOP- 60KPH LIMIT STARTS- WORKING LIMIT



PIT LANE AREAS



PIT EXIT REPEATER



PIT EXIT – END OF SPEED LIMIT



MANDATORY PIT STOP



130 sec – 1 driver
125 sec – 2 drivers

PIT ENTRY LOOP



PIT EXIT LOOP




WORKING LIMITS

STARTS




ENDS



PIT EXIT ROAD



END OF PIT EXIT ROAD – SC LINE 2 TO BE UPDATED



MARSHAL POST – DIGIPANELS – EXTINGUISHER – TRACK OPENINGS

MARSHAL POST

EXTINGUISHERS



TRACK LIGHT PANEL

SAFETY TRACK OPENINGS
IN ORANGE



TRACK LIMITS BEHAVIOUR



Appendix L ISC Chapter IV Art. 2.c)

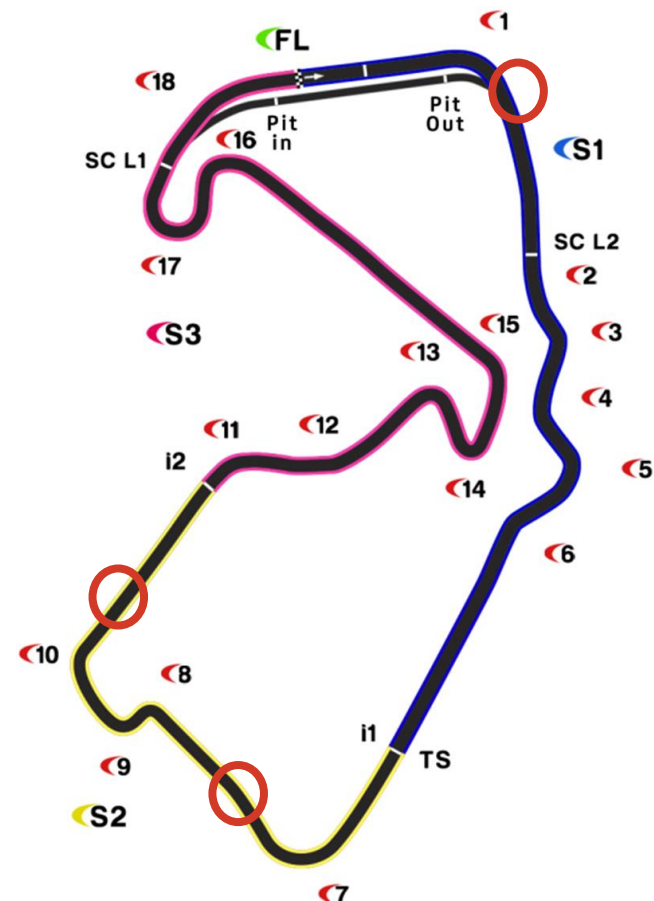
Drivers must use the track at all times and may not leave the track without a justifiable reason. For the avoidance of doubt, the white lines defining the track edges are considered to be part of the track but the kerbs are not.



Driver Nr. X under investigation
for Constantly Abusing Track
Limits


- **Track limits are all around the track !**
- **Reported by Judges of fact and cameras for T1/T7 /T10**
- **T18 cancellation of the current lap and the next lap**
- **penalties will increase with the number of the track limits**
- **TL infringements count per driver per session**
- **Counter come back to 0 after the pit window for single driver**

TRACK LIMITS - MONITORED BY CAMERAS



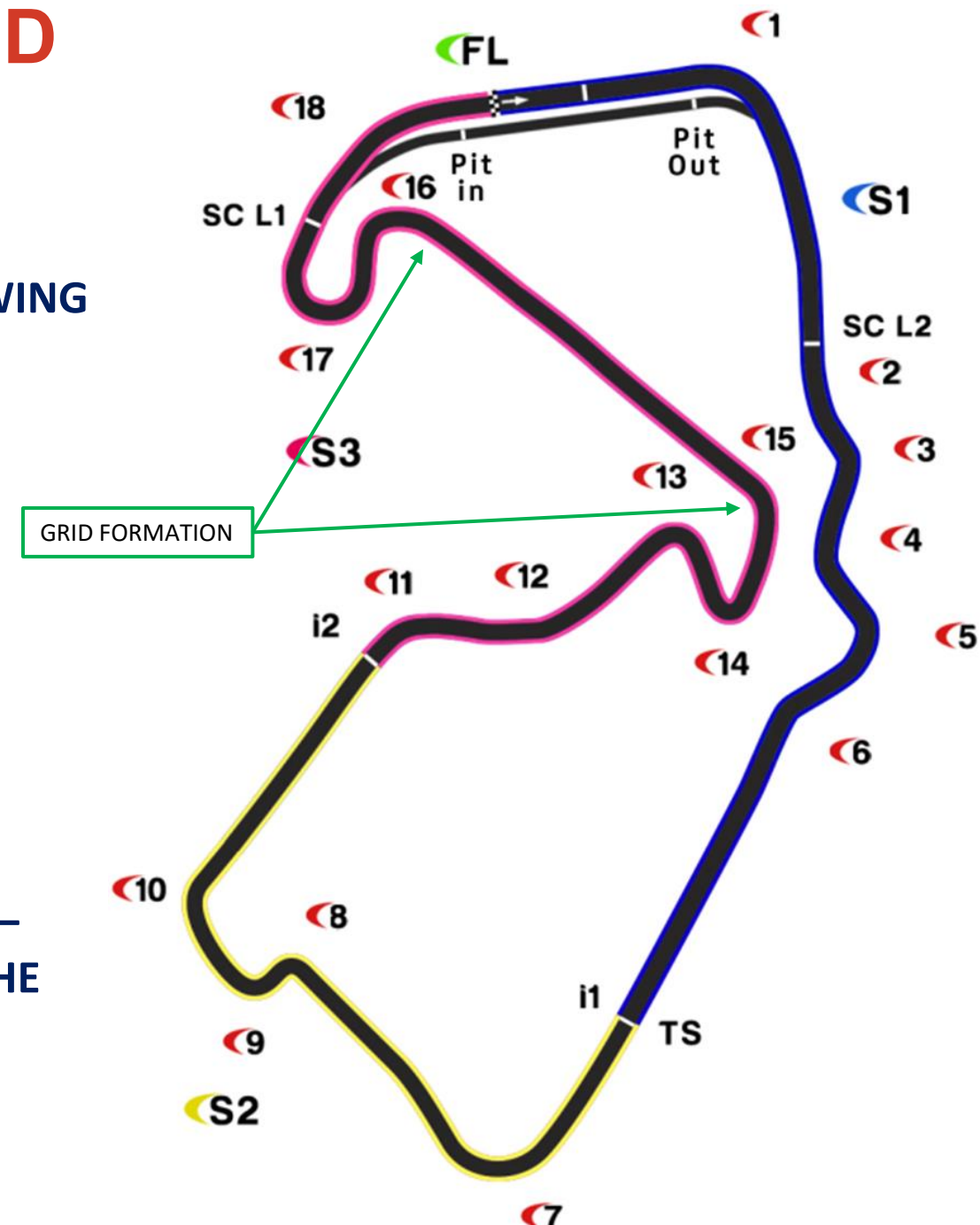
T18 During qualifying session current lap and next lap will be deleted

THE LINE – SC RESTART LINE – RD SIGNALLING




START PROCEDURE – LIGHTENED

- CARS HAVE TO BE ON TIME IN THE ASSEMBLY AREA (CF- LES STARTING PROCEDURE)
- CARS WILL EXIT THE ASSEMBLY AREA BY GRID ORDER FOLLOWING THE PACE CAR FOR AN ENTIRE FORMATION LAP
- GRID POSITIONNING TAKE PLACE BETWEEN T15 AND T 16
- PACE CAR RETURNS INTO THE PIT LANE
- CARS KEEP THE GRID FORMATION AS TIGHT AS POSSIBLE
- IF ALL OK – START SIGNAL IS GIVEN
- IN CASE OF A PROBLEM YELLOW ON START GANTRY = EXTRA FORMATION LAP (CARS WILL DO ANOTHER FORMATION LAP – RACE COUNTDOWN START WHEN THE CARS ARE CROSSING THE START LINE AT THE 1ST TIME)



RACE START ALIGNEMENT

TWO LINES OF CARS THROUGH THE WHITE GRID BOXES

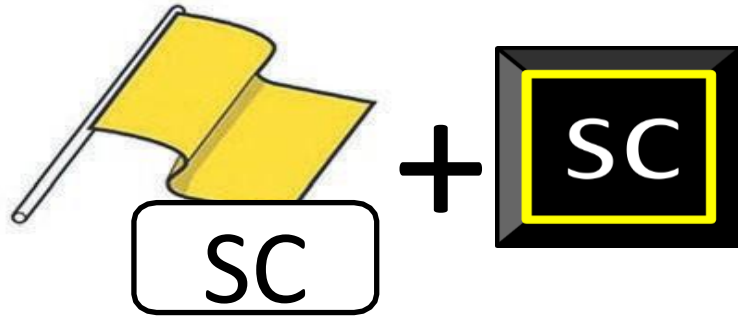


RACE START ALIGNEMENT

NO OVERTAKING BEFORE RACE START SIGNAL RED LIGHTS OFF - AND - CROSSING THE START LINE



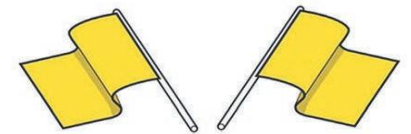
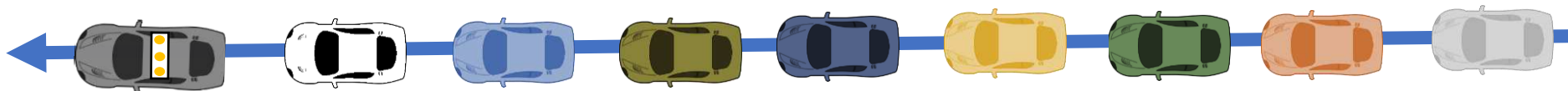

SAFETY CAR PROCEDURE



START GANTRY LIGHTS – FLASHING

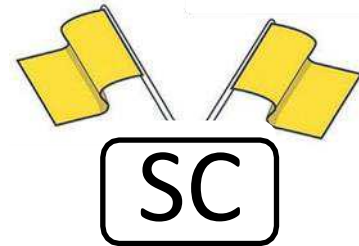

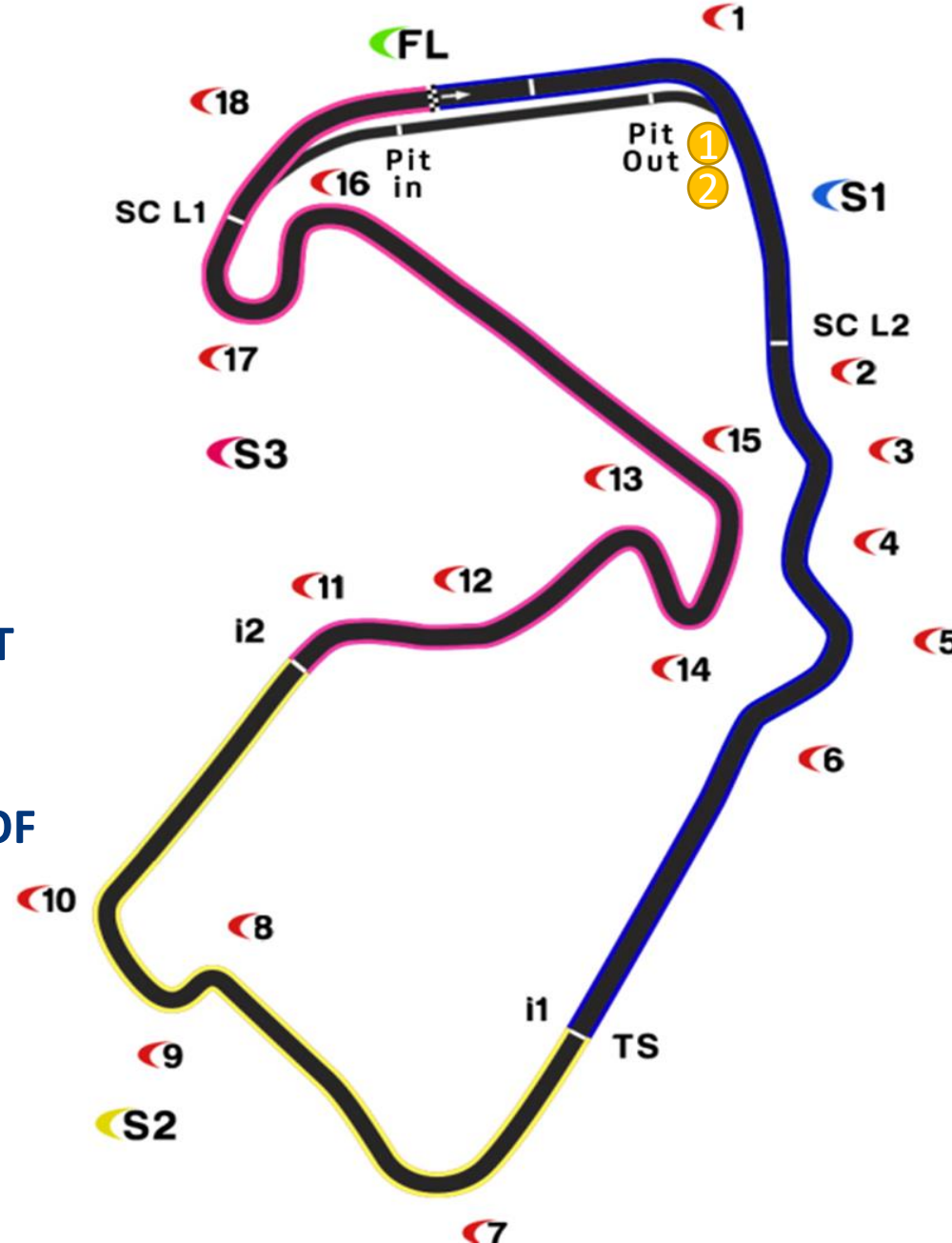


- ALL CARS MUST SLOW DOWN AND FORM UP IN LINE BEHIND THE LEADER
- NO CAR MAY BE DRIVEN UNNECESSARILY SLOWLY OR IN AN ERRATIC WAY
- OVERTAKING THE SC IS FORBIDDEN – FORM UP BEHIND IT WITH NO MORE 5 LENGTHS APART
- DOUBLE YELLOW FLAGS WAVED AT THE PLACE OF THE INCIDENT



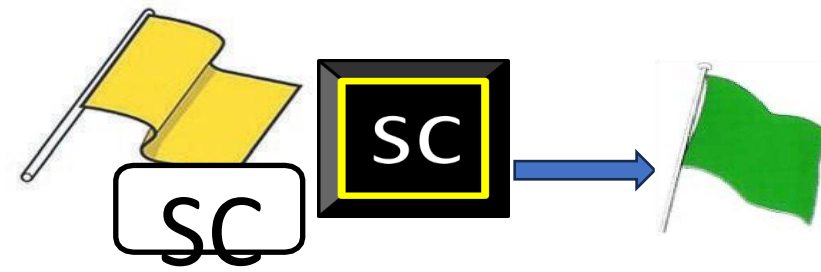
SC PROCEDURE – YELLOW FLAGS AND SC BOARDS

1. SC IN STANDBY POSITION AT PIT EXIT
 2. ENTERS ON TRACK BY PIT EXIT ROAD
- SC LIGHTS ON = FOLLOW IT EVERYWHERE (PITLANE- ESCAPE ROAD...)
 - GREEN LIGHT = SIGNAL TO ANY CARS BETWEEN IT AND THE RACE LEADER THAT THEY SHOULD PASS
 - DOUBLE YELLOW WAVED AT THE PLACE OF THE INCIDENT – INTERVENTION
 - NO MORE 5 CARS LENGTH BETWEEN THE CARS ON TRACK – CLOSE THE GAPS



SC PROCEDURE – END OF PROCEDURE

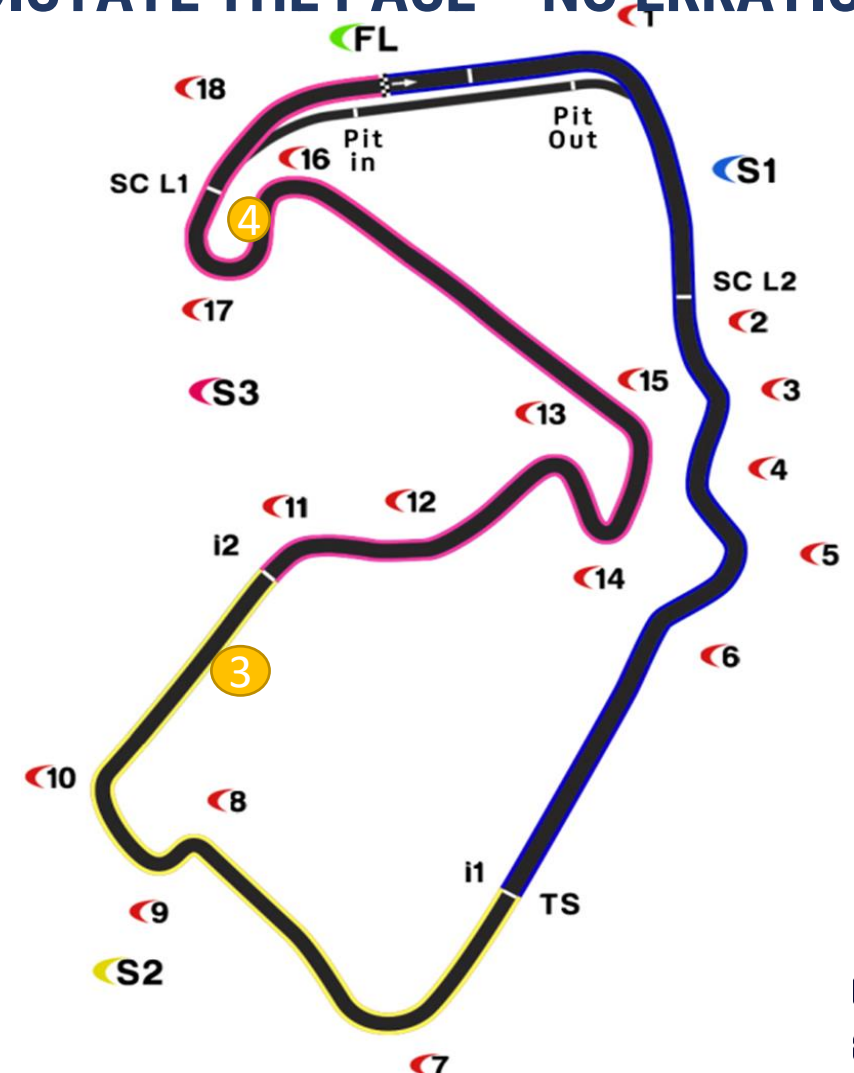
IN THIS LAP ON TIMING SCREEN = ENDING THE PROCEDURE




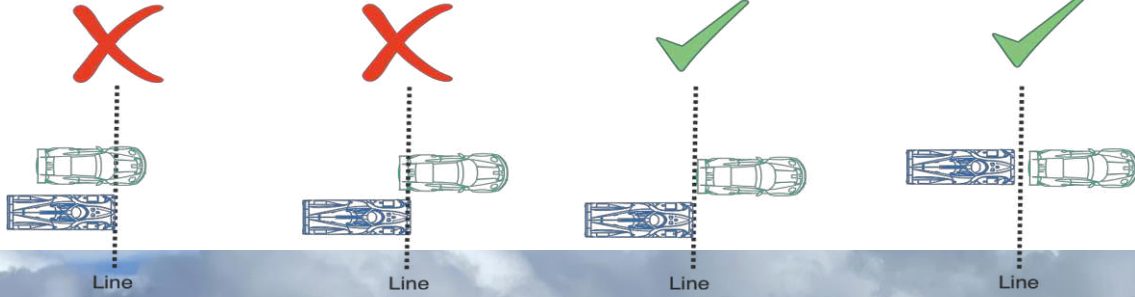
3. SWITCH ITS YELLOW LIGHTS AT T11-T12 = LEADER MAY DICTATE THE PACE – NO ERRATIC ACCELERATION OR BRAKING

4. SC WILL EXIT THE TRACK BY THE PIT ENTRY

- DON'T OVERTAKE THE SC BEFORE THE SC LINE 1 AT THE PIT ENTRY
- OVERTAKING ONLY ALLOWED AFTER CROSSING THE FINISH/CONTROL LINE

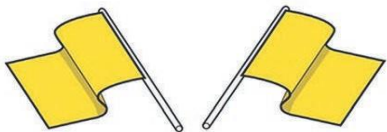
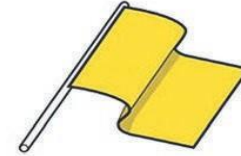


THE LINE – SC RESTART LINE – RD SIGNALLING




FULL COURSE YELLOW

- TEAM MANAGERS : COUNTDOWN ON THE PIT WALL RADIO 10 > 0
- DRIVERS : KEEP THE SAME GAP TO THE CAR IN FRONT AND BEHIND
SPEED LIMIT 80kph



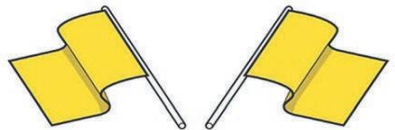
DOUBLE YELLOW WAVED AT THE MARSHAL POST OF THE INCIDENT= INTERVENTION

RED FLAG PROCEDURES DURING SESSIONS AND RACE



→ RD will announce RED FLAG on radio

→ All cars must reduce the speed to 80 Kph & head to the pit lane



DOUBLE YELLOW WAVED AT THE MARSHAL POST OF THE INCIDENT= INTERVENTION

END OF SESSIONS

ALWAYS FOLLOW MARSHALS INSTRUCTIONS
THE TROLLEYS WILL FOLLOW THE LAST CAR ENTERING THE PIT LANE



END OF SESSIONS

ALWAYS FOLLOW MARSHALS INSTRUCTIONS

THE TROLLEYS WILL FOLLOW THE LAST CAR ENTERING THE PIT LANE



GENERAL INFORMATION



TRACK MAP V4



TIMETABLE V3



LES SPORTING REGULATIONS V1.2
PENALTIES PENDING BULLETIN 2
(4 CARS – STOP AND GO 5 MIN FP1)



MANDATORY PIT STOP TIME = 130 SEC (-5sec 2
drivers crew)



TRACK LIMITS COUNTER PAGE 6



TIMKEEPING AT 2ND FLOOR RC TOWER
SCRUTINEERING IN THE PADDOCK AT PIT EXIT
STEWARDS AT 2ND FLOOR

- Discord should be online 10min prior the session
- Discord pseudo for the Team Manager NUMBER OF CAR_NAME OF THE TEAM
- Discord pseudo for other team members : NAME OF THE TEAM_NAME OF THE PERSON
- Pit wall radio will be tested 5mins before each session
- Race control access via Pit lane and Race Control Tower



PARC FERME Q1 & Q2

- Cleaning operations (windscreen and mirror)
- Driver change
- Tyres change
- Other repairs under scrutineers approval

QUESTIONS ?

ENJOY YOUR WEEKEND !