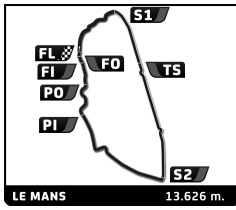


# LIGIER

## EUROPEAN SERIES



### Ligier European Series

#### Le Mans Heat

#### Race

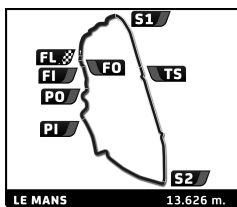
### Sector Analysis

Lap under Red Flag   Invalidated Lap   Personal Best   Session Best   Crossing the pit lane

Lap	D	Time	Sector 1	Sector 2	Sector 3	T. Spd	Elapsed	Lap	D	Time	Sector 1	Sector 2	Sector 3	T. Spd	Elapsed
<b>1</b> Team Virage 1. Sebastien KAWPENG 2. Brandon MCCAUGHAN Ligier JS P4															
1	1	4:21.482	44.990	1:37.898	1:58.594	260.7	4:21.482								
2	1	4:14.869	40.257	1:36.886	1:57.726	275.2	8:36.351								
3	1	4:13.547	39.791	1:37.091	1:56.665	273.9	12:49.898								
4	1	8:00.838	42.006	2:13.795	5:05.037	213.6	20:50.736								
5	1	9:29.671	1:24.306	4:21.099	3:44.266		30:20.407								
6	2	6:11.461	2:38.041	1:37.506	1:55.914	269.1	36:31.868								
7	2	4:49.159	39.800	1:37.135	2:32.224	271.8	41:21.027								
8	2	10:14.833	6:00.963	1:40.963	2:32.907	257.6	51:35.860								
9	2	5:06.061	41.113	1:57.718	2:27.230	265.8	56:41.921								
10	2	4:19.654	41.663	1:38.579	1:59.412	265.8	1:01:01.575								
<b>7</b> LR Motorsport 1. Simone RICCITELLI 2. Pietro FERRI Ligier JS P4															
1	2	4:18.472	41.341	1:38.385	1:58.746	264.5	4:18.472								
2	2	4:13.781	40.558	1:37.161	1:56.062	262.0	8:32.253								
3	2	4:12.904	40.617	1:36.821	1:55.466	269.1	12:45.157								
4	2	8:02.533	41.553	2:16.449	5:04.531	207.1	20:47.690								
5	2	9:29.660	1:24.664	4:21.424	3:43.572		30:17.350								
6	1	6:09.026	2:34.488	1:38.472	1:56.066	258.9	36:26.376								
7	1	4:40.580	39.426	1:36.453	2:24.701	270.4	41:06.956								
8	1	7:11.436	52.819	2:56.450	3:22.167	123.8	48:18.392								
9	1	8:01.275	1:23.118	3:58.713	2:39.444		56:19.667								
10	1	4:10.738	40.076	1:36.401	1:54.261	271.8	1:00:30.405								
<b>9</b> ANS Motorsport 1. Adrien BASTIDE 2. Arthur AEGERTER Ligier JS P4															
1	2	4:19.870	44.174	1:37.971	1:57.725	273.9	4:19.870								
2	2	4:14.282	40.095	1:36.775	1:57.412	267.1	8:34.152								
3	2	4:12.728	40.105	1:36.838	1:55.785	269.8	12:46.880								
4	2	8:02.793	41.490	2:16.526	5:04.777	204.0	20:49.673								
5	2	9:29.769	1:24.525	4:21.155	3:44.089		30:19.442								
6	1	6:09.244	2:34.167	1:37.367	1:57.710	274.5	36:28.686								
7	1	4:44.451	40.605	1:37.999	2:25.847	262.6	41:13.137								
8	1	7:05.943	56.607	2:47.218	3:22.118	124.0	48:19.080								
9	1	8:01.323	1:23.072	3:59.028	2:39.223		56:20.403								
10	1	4:13.558	40.092	1:36.795	1:56.671	267.1	1:00:33.961								
<b>10</b> LADC Motorsport 1. Christian GISY Ligier JS2 R															
1	1	4:45.521	52.205	1:45.121	2:08.195	251.7	4:45.521								
2	1	4:34.045	43.599	1:44.184	2:06.262	260.7	9:19.566								
3	1	4:36.116	43.425	1:44.472	2:08.219	260.1	13:55.682								
4	1	7:21.308	43.791	1:48.666	4:48.851	234.8	21:16.990								
5	1	9:27.007	1:18.655	4:25.226	3:43.126		30:43.997								
6	1	6:27.973	2:37.033	1:44.320	2:06.620	258.9	37:11.970								
7	1	4:56.714	43.015	1:44.929	2:28.770	260.1	42:08.684								
8	1	6:34.072	57.940	2:12.083	3:24.049	226.0	48:42.756								
9	1	7:52.260	1:20.810	4:03.067	2:28.383	120.1	56:35.016								
10	1	4:30.580	42.771	1:42.363	2:05.446	260.1	1:01:05.596								
<b>6</b> ANS Motorsport 1. Eihan PHARAMOND 2. Mika ABRAHAMS Ligier JS P4															
1	1	4:18.720	44.720	1:36.778	1:57.222	267.1	4:18.720								
2	1	4:11.379	40.559	1:36.189	1:54.631	269.1	8:30.099								
3	1	4:10.230	39.402	1:36.582	1:54.246	268.4	12:40.329								
4	1	8:04.947	39.906	2:20.201	5:04.840	226.5	20:45.276								
5	1	9:29.986	1:24.994	4:20.804	3:44.188		30:15.262								
6	2	6:03.225	2:27.197	1:36.851	1:59.177	267.1	36:18.487								
7	2	4:37.620	39.342	1:36.163	2:22.115	267.8	40:56.107								
8	2	7:18.876	1:01.823	2:55.932	3:21.121	121.7	48:14.983								
9	2	8:03.574	1:24.358	3:58.141	2:41.075		56:18.557								
10	2	4:09.930	39.359	1:36.324	1:54.247	270.4	1:00:28.487								
<b>12</b> ASM Motorsport 1. Luis Carlos PEREZ CABELL Ligier JS P4															
1	1	4:36.459	55.750	1:38.980	2:01.729	268.4	4:36.459								
2	1	4:17.211	41.800	1:37.887	1:57.524	271.1	8:53.670								
3	1	4:15.415	40.332	1:37.822	1:57.261	272.5	13:09.085								
4	1	7:44.660	50.991	1:48.194	5:05.475	244.3	20:53.745								
5	1	9:27.385	1:22.955	4:21.160	3:43.270		30:21.130								
6	1	6:07.777	2:34.462	1:36.676	1:56.639	270.4	36:28.907								
7	1	4:51.984	46.065	1:37.296	2:28.623	273.2	41:20.891								
8	1	7:00.595	52.185	2:46.585	3:21.825	128.2	48:21.486								
9	1	8:00.567	1:22.782	3:59.315	2:38.470		56:22.053								
10	1	4:12.390	40.294	1:36.588	1:55.508	271.8	1:00:34.443								

# LIGIER

## EUROPEAN SERIES



### Ligier European Series

#### Le Mans Heat

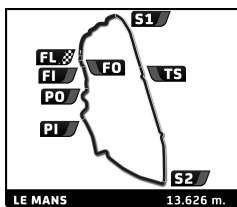
#### Race

### Sector Analysis

Lap under Red Flag											Invalidated Lap	Personal Best	Session Best	B Crossing the pit lane	
Lap	D	Time	Sector 1	Sector 2	Sector 3	T. Spd	Elapsed	Lap	D	Time	Sector 1	Sector 2	Sector 3	T. Spd	Elapsed
<b>14</b>		<b>Team Virage</b>					Ligier JS P4								
		1.Alex GARDNER					JS P4								
		2.Simon SCHRANZ													
1	1	4:14.838	41.762	1:37.424	1:55.652	267.8	4:14.838	2	1	4:39.871	44.937	1:45.921	2:09.013	241.6	9:30.124
2	1	4:10.242	39.281	1:36.831	1:54.130	267.8	8:25.080	3	1	4:41.734	43.968	1:45.363	2:12.403	258.9	14:11.858
3	1	<b>4:09.551</b>	<b>38.830</b>	1:36.940	<b>1:53.781</b>	267.8	12:34.631	4	1	7:07.162	43.723	1:45.236	4:38.203	261.3	21:19.020
4	1	8:08.529	40.431	2:22.204	5:05.894	243.2	20:43.160	5	1	9:30.348 <b>B</b>	1:18.612	4:26.227	3:45.509		30:49.368
5	1	9:30.606 <b>B</b>	1:24.632	4:20.896	3:45.078		30:13.766	6	2	6:29.406	2:36.733	1:44.346	2:08.327	258.9	37:18.774
6	2	<del>6:11.670</del>	2:38.480	1:37.719	<del>1:55.471</del>	270.4	36:25.436	7	2	4:53.009	44.019	1:43.631	2:25.359	262.0	42:11.783
7	2	<del>4:40.763</del>	<del>39.470</del>	1:36.749	2:24.544	269.1	41:06.199	8	2	6:32.417	55.920	2:12.254	3:24.243	202.1	48:44.200
8	2	7:11.356	52.710	2:56.644	3:22.002		48:17.555	9	2	7:51.448	1:20.484	4:03.539	2:27.425	121.3	56:35.648
9	2	8:01.632	1:23.154	3:58.610	2:39.868		56:19.187	10	2	<b>4:33.272</b>	<b>43.397</b>	<b>1:42.270</b>	<b>2:07.605</b>	255.2	1:01:08.920
10	2	4:10.139	39.647	<b>1:35.465</b>	1:55.027	269.8	1:00:29.326								
<b>18</b>		<b>YSF Sports</b>					Ligier JS2 R								
		1.Maxime APARICIO					JS2 R P/A								
		2.Anthony GHIBAUDO													
1	1	4:35.861	49.110	1:43.168	2:03.583	255.2	4:35.861	1	1	5:15.948	58.508	1:52.975	2:24.465	224.2	5:15.948
2	1	4:26.393	42.876	1:40.782	2:02.735	258.9	9:02.254	2	1	5:09.232	49.754	1:54.807	2:24.671	237.9	10:25.180
3	1	4:28.728	42.532	<b>1:40.532</b>	2:05.664	258.9	13:30.982	3	1	5:21.257	48.811	1:57.452	2:34.994	231.8	15:46.437
4	1	7:34.006	43.972	1:45.790	5:04.244	251.1	21:04.988	4	1	5:36.254	49.647	2:05.608	2:40.999	195.2	21:22.691
5	1	9:27.955 <b>B</b>	1:21.814	4:22.341	3:43.800		30:32.943	5	1	9:33.012 <b>B</b>	1:18.757	4:26.724	3:47.531		30:55.703
6	2	6:13.083	2:29.408	1:42.008	<b>2:01.667</b>	258.9	36:46.026	6	1	6:45.672	2:33.973	1:50.023	<b>2:21.676</b>	235.3	37:41.375
7	2	4:56.140	<b>41.108</b>	1:41.278	2:33.754	259.5	41:42.166	7	1	5:11.909	47.966	<b>1:49.958</b>	2:33.985	237.4	42:53.284
8	2	6:47.013	54.378	2:30.170	3:22.465	159.6	48:29.179	8	1	5:58.073	47.907	1:50.515	3:19.651	240.5	48:51.357
9	2	7:57.030	1:21.966	4:00.610	2:34.454		56:26.209	9	1	7:50.190	1:18.171	4:04.455	2:27.564	132.1	56:41.547
10	2	<b>4:24.562</b>	41.864	1:40.712	2:01.986	261.3	1:00:50.771	10	1	<b>5:02.181</b>	<b>47.031</b>	1:50.525	2:24.625	245.4	1:01:43.728
<b>19</b>		<b>Trajectus Motorsport</b>					Ligier JS P4								
		1.Vincent BOUTEILLER					JS P4								
		2.Tomas POMPIDOU													
1	1	4:19.500	43.413	1:36.776	1:59.311	273.9	4:19.500	1	1	4:49.410	54.886	1:45.673	2:08.851	258.9	4:49.410
2	1	<b>4:12.444</b>	40.186	<b>1:36.302</b>	<b>1:55.956</b>	255.8	8:31.944	2	1	<b>4:39.592</b>	45.502	1:45.628	<b>2:08.462</b>	254.6	9:29.002
3	1	4:12.521	<b>39.449</b>	1:36.847	1:56.225	270.4	12:44.465	3	1	4:39.592	44.550	1:45.273	2:09.769	259.5	14:08.594
4	1	8:01.507	40.506	2:16.234	5:04.767	242.1	20:45.972	4	1	7:09.474	44.597	1:45.539	4:39.338	260.7	21:18.068
5	1	9:29.834 <b>B</b>	1:24.824	4:21.003	3:44.007		30:15.806	5	1	9:29.099 <b>B</b>	1:18.728	4:25.382	3:44.989		30:47.167
6	2	<del>4:23.195</del>	2:25.668	1:38.668	<del>6:18.769</del>	263.9	40:38.911	6	1	6:30.801	2:36.442	<b>1:44.708</b>	2:09.651	260.7	37:17.968
7	2	4:59.808 <b>B</b>	45.647	1:52.872	2:21.289	263.9	45:38.719	7	1	4:55.888	<b>44.109</b>	1:45.498	2:26.281	260.7	42:13.856
<b>20</b>		<b>Trajectus Motorsport</b>					Ligier JS P4								
		1.Gabriel DOYLE-PARFAIT					JS P4								
		2.Nickolas ELLIS													
1	1	4:18.919	44.375	1:36.401	1:58.143	270.4	4:18.919	1	1	4:39.539	50.367	1:43.972	2:05.200	230.3	4:39.539
2	1	<b>4:12.233</b>	40.568	<b>1:36.360</b>	<b>1:55.305</b>	269.8	8:31.152	2	1	<b>4:24.830</b>	42.291	1:40.688	<b>2:01.851</b>	259.5	9:04.369
3	1	4:13.601	<b>39.448</b>	1:37.912	1:56.241	274.5	12:44.753	3	1	4:28.571	<b>42.158</b>	<b>1:40.420</b>	2:05.993	261.3	13:32.940
4	1	8:01.823	41.333	2:16.379	5:04.111	237.4	20:46.576	4	1	7:36.255	44.338	1:45.942	5:05.975	248.8	21:09.195
5	1	9:29.911 <b>B</b>	1:24.914	4:21.372	3:43.625		30:16.487	5	1	9:26.472 <b>B</b>	1:20.527	4:23.804	3:42.141		30:35.667
6	2	<del>6:11.760</del>	2:35.153	<del>1:39.087</del>	<del>1:57.520</del>	269.1	36:28.247	6	2	<del>6:28.141</del>	2:41.871	1:42.050	<del>2:04.220</del>	259.5	37:03.808
7	2	<del>4:46.032</del>	<del>40.636</del>	1:39.476	2:25.920	270.4	41:14.279	7	2	4:58.139	42.944	1:42.159	2:33.036	255.2	42:01.947
8	2	7:05.433	56.620	2:46.644	3:22.169	127.6	48:19.712	8	2	6:36.037	59.326	2:13.188	3:23.523	235.8	48:37.984
9	2	8:01.263	1:23.005	3:59.127	2:39.131		56:20.975	9	2	7:53.347	1:21.055	4:02.459	2:29.833		56:31.331
10	2	4:14.171	41.105	1:37.617	1:55.449	273.2	1:00:35.146	10	2	<del>4:25.673</del>	42.658	<del>1:40.557</del>	<del>2:02.458</del>	263.2	1:00:57.004
<b>22</b>		<b>ZOSH Competition</b>					Ligier JS2 R								
		1.Guillaume BRICHARD					JS2 R AM								
		2.Michel RENAVAND													
1	1	4:50.253	55.159	1:46.710	2:08.384	246.0	4:50.253	1	1	4:17.433	42.987	<b>1:36.695</b>	<b>1:57.751</b>	271.8	4:17.433
2	1	<b>5:11.563</b>						2	1	<b>5:11.563</b>	40.176	2:32.802	1:58.585	273.2	9:28.996
<b>28</b>		<b>Pegasus Racing</b>					Ligier JS2 R								
		1.Christophe WEBER					JS2 R AM								
1	1	4:49.410	54.886	1:45.673	2:08.851	258.9	4:49.410	1	1	4:49.410	54.886	1:45.673	2:08.851	258.9	4:49.410
2	1	<b>4:39.592</b>	45.502	1:45.628	<b>2:08.462</b>	254.6	9:29.002	2	1	<b>4:39.592</b>	45.502	1:45.628	<b>2:08.462</b>	254.6	9:29.002
3	1	4:39.592	44.550	1:45.273	2:09.769	259.5	14:08.594	3	1	4:39.592	44.550	1:45.273	2:09.769	259.5	14:08.594
4	1	7:09.474	44.597	1:45.539	4:39.338	260.7	21:18.068	4	1	7:09.474	44.597	1:45.539	4:39.338	260.7	21:18.068
5	1	9:29.099 <b>B</b>	1:18.728	4:25.382	3:44.989		30:47.167	5	1	9:29.099 <b>B</b>	1:18.728	4:25.382	3:44.989		30:47.167
6	1	6:30.801	2:36.442	<b>1:44.708</b>	2:09.651	260.7	37:17.968	6	1	6:30.801	2:36.442	<b>1:44.708</b>	2:09.651	260.7	37:17.968
7	1	4:55.888	<b>44.109</b>	1:45.498	2:26.281	260.7	42:13.856	7	1	4:55.888	<b>44.109</b>	1:45.498	2:26.281	260.7	42:13.856
8	1	6:33.389	1:00.781	2:08.577	3:24.031	242.1	48:47.245	8	1	6:33.389	1:00.781	2:08.577	3:24.031	242.1	48:47.245
9	1	7:51.175	1:19.344	4:03.690	2:28.141	150.8	56:38.420	9	1	7:51.175	1:19.344	4:03.690	2:28.141	150.8	56:38.420
10	1	4:40.803	45.359	1:45.862	2:09.582	251.7	1:01:19.223	10	1	4:40.803	45.359	1:45.862	2:09.582	251.7	1:01:19.223
<b>29</b>		<b>Pegasus Racing</b>					Ligier JS2 R								
		1.Jordan MEYER					JS2 R								
		2.Kasparas VINGILIS													
1	1	4:39.539	50.367	1:43.972	2:05.200	230.3	4:39.539	1	1	4:39.539	50.367	1:43.972	2:05.200	230.3	4:39.539
2	1	<b>4:24.830</b>	42.291	1:40.688	<b>2:01.851</b>	259.5	9:04.369	2	1	<b>4:24.830</b>	42.291	1:40.688	<b>2:01.851</b>	259.5	9:04.369
3	1	4:28.571	<b>42.158</b>	<b>1:40.420</b>	2:05.993	261.3	13:32.940	3	1	4:28.571	<b>42.158</b>	<b>1:40.420</b>	2:05.993	261.3	13:32.940
4	1	7:36.255	44.338	1:45.942	5:05.975	248.8	21:09.195	4	1	7:36.255	44.338	1:45.942	5:05.975	248.8	21:09.195
5	1	9:26.472 <b>B</b>	1:20.52												

# LIGIER

## EUROPEAN SERIES



### Ligier European Series

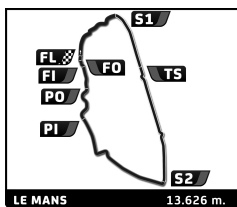
#### Le Mans Heat Race

#### Sector Analysis

Lap under Red Flag							Invalidated Lap		Personal Best		Session Best		B Crossing the pit lane			
Lap	D	Time	Sector 1	Sector 2	Sector 3	T. Spd	Elapsed	Lap	D	Time	Sector 1	Sector 2	Sector 3	T. Spd	Elapsed	
<b>35</b>	<b>Veloso Motorsport</b> 1. José MARREIROS						Ligier JS2 R JS2 R		1	1	4:35.230	51.615	1:41.832	2:01.783	241.1	4:35.230
	2	1	<b>4:25.187</b>	42.327	1:41.007	<b>2:01.853</b>	260.1	9:02.786	2	1	<b>4:22.910</b>	41.622	1:40.365	<b>2:00.923</b>	260.1	8:58.140
	3	1	4:28.810	42.548	<b>1:40.467</b>	2:05.795	260.1	13:31.596	3	1	<del>4:20.879</del>	<b>40.764</b>	<b>1:40.079</b>	<del>2:00.036</del>	260.1	13:19.019
	4	1	7:35.070	44.238	1:45.686	5:05.146	260.1	21:06.666	4	1	<del>7:40.886</del>	46.979	<del>1:49.748</del>	5:04.159	215.7	20:59.905
	5	1	9:27.461	<b>B</b> 1:21.465	4:22.266	3:43.730		30:34.127	5	1	9:26.821	<b>B</b> 1:21.322	4:22.641	3:42.858		30:26.726
	6	1	6:15.339	2:31.338	1:41.701	2:02.300	258.9	36:49.466	6	2	6:25.193	2:43.175	1:40.498	2:01.520	259.5	36:51.919
	7	1	<del>4:54.011</del>	42.141	<del>1:40.427</del>	2:31.443	261.3	41:43.477	7	2	<del>4:52.759</del>	41.783	<del>1:40.019</del>	2:30.957	255.8	41:44.678
	8	1	6:47.542	54.995	2:30.239	3:22.308	182.7	48:31.019	8	2	6:47.133	54.346	2:30.664	3:22.123	177.1	48:31.811
	9	1	7:56.388	1:22.039	4:01.267	2:33.082		56:27.407	9	2	7:56.273	1:22.477	4:01.498	2:32.298		56:28.084
									10	2	<del>4:25.547</del>	42.153	<del>1:40.331</del>	2:03.063	260.7	1:00:53.631
<b>41</b>	<b>VSF Sports</b> 1. Daniel DALLAKYAN 2. Antonin BERNARD						Ligier JS2 R JS2 R		1	1	4:31.810	48.446	1:40.620	2:02.744	260.1	4:31.810
	2	2	<b>4:21.563</b>	42.133	1:39.801	<b>1:59.629</b>	259.5	8:53.913	2	1	4:21.016	41.596	1:40.419	<b>1:59.001</b>	260.1	8:52.826
	3	2	4:22.433	<b>40.953</b>	1:40.393	2:01.087	261.3	13:16.346	3	1	<b>4:19.993</b>	40.886	1:39.946	1:59.161	260.1	13:12.819
	4	2	7:40.830	48.131	1:49.645	5:03.054	209.5	20:57.176	4	1	7:43.380	50.425	1:48.935	5:04.020	236.3	20:56.199
	5	2	9:28.603	<b>B</b> 1:22.243	4:21.632	3:44.728		30:25.779	5	1	9:28.472	<b>B</b> 1:22.284	4:21.784	3:44.404		30:24.671
	6	1	<del>6:15.600</del>	2:34.104	1:40.445	<del>2:01.051</del>	260.1	36:41.379	6	1	6:10.103	2:29.822	<b>1:39.798</b>	2:00.483	261.3	36:34.774
	7	1	4:57.277	41.162	1:40.946	2:35.169	261.3	41:38.656	7	1	4:50.254	<b>40.874</b>	1:39.940	2:29.440	260.1	41:25.028
	8	1	6:48.488	51.313	2:34.298	3:22.877	147.9	48:27.144	8	1	6:58.654	53.373	2:42.877	3:22.404	127.3	48:23.682
	9	1	7:57.618	1:21.620	3:59.947	2:36.051		56:24.762	9	1	7:59.402	1:21.966	3:59.249	2:38.187		56:23.084
									10	1	<del>4:21.146</del>	41.237	<del>1:39.780</del>	2:00.129	262.0	1:00:44.230
<b>48</b>	<b>Allay Racing</b> 1. Emil HELMBERG						Ligier JS P4 JS P4 AM		1	1	4:16.158	42.438	<b>1:36.649</b>	1:57.071	273.2	4:16.158
	2	1	4:15.057	40.210	1:37.343	1:57.504	271.8	8:42.215	2	1	4:11.925	39.656	1:36.784	1:55.485	273.2	8:28.083
	3	1	<b>4:13.634</b>	<b>40.162</b>	1:37.408	<b>1:56.064</b>	271.8	12:55.849	3	1	<b>4:10.838</b>	<b>39.259</b>	1:36.764	<b>1:54.815</b>	272.5	12:38.921
	4	1	7:56.800	40.577	2:10.362	5:05.861	224.6	20:52.649	4	1	8:05.462	39.604	2:19.919	5:05.939	239.5	20:44.383
	5	1	9:30.395	<b>B</b> 1:23.178	4:21.118	3:46.099		30:23.044	5	1	9:30.397	<b>B</b> 1:24.299	4:21.160	3:44.938		30:14.780
	6	1	6:27.354	2:50.593	1:38.931	1:57.830	265.8	36:50.398	6	2	<del>6:01.680</del>	2:26.505	<del>1:38.642</del>	1:56.533	265.8	36:16.460
	7	1	4:49.468	40.268	<b>1:37.079</b>	2:32.121	276.6	41:39.866	7	2	<del>4:44.780</del>	40.082	<del>1:37.686</del>	2:27.012	267.8	41:01.240
	8	1	6:48.086	55.101	2:30.256	3:22.729	165.0	48:27.952	8	2	7:15.620	57.210	2:56.404	3:22.006	125.3	48:16.860
	9	1	7:57.346	1:21.587	4:00.079	2:35.680		56:25.298	9	2	8:02.140	1:23.282	3:58.616	2:40.242		56:19.000
	10	1	4:37.007	41.824	1:39.001	2:16.182	271.1	1:01:02.305	10	2	<del>4:12.993</del>	40.527	<del>1:37.204</del>	1:55.262	268.4	1:00:31.993
<b>50</b>	<b>Les Deux Arbres</b> 1. Jeremy LOISEL						Ligier JS P4 JS P4 AM		1	1	4:42.017	50.893	1:44.941	2:06.183	252.8	4:42.017
	2	1	4:26.973	42.503	1:40.330	2:04.140	264.5	9:01.993	2	1	4:32.633	43.055	1:43.587	2:05.991	259.5	9:14.650
	3	1	4:26.619	41.950	1:40.056	2:04.613	272.5	13:28.612	3	1	4:38.760	44.153	1:44.186	2:10.421	258.9	13:53.410
	4	1	7:32.981	42.091	1:46.286	5:04.604	247.7	21:01.593	4	1	<del>7:21.396</del>	45.174	<del>1:49.010</del>	4:47.212	227.4	21:14.806
	5	1	9:26.486	<b>B</b> 1:21.948	4:21.827	3:42.711		30:28.079	5	1	9:27.586	<b>B</b> 1:19.962	4:25.244	3:42.380		30:42.392
	6	1	6:28.686	2:45.010	1:40.458	2:03.218	256.4	36:56.765	6	1	6:23.954	2:33.168	1:43.367	2:07.419	256.4	37:06.346
	7	1	4:49.400	<b>41.599</b>	1:39.846	2:27.955	248.2	41:46.165	7	1	5:01.253	42.947	<b>1:42.656</b>	2:35.650	261.3	42:07.599
	8	1	6:46.621	54.294	2:30.257	3:22.070	191.1	48:32.786	8	1	6:33.742	58.191	2:11.963	3:23.588	232.3	48:41.341
	9	1	7:56.261	1:22.639	4:01.071	2:32.551		56:29.047	9	1	7:52.836	1:21.600	4:03.132	2:28.104		56:34.177
	10	1	<b>4:23.748</b>	42.099	<b>1:38.824</b>	<b>2:02.825</b>	261.3	1:00:52.795	10	1	<b>4:31.072</b>	<b>42.537</b>	1:42.825	<b>2:05.710</b>	261.3	1:01:05.249
<b>53</b>	<b>M Racing</b> 1. Natan BIHEL						Ligier JS2 R JS2 R		1	1	4:39.706	53.906	1:42.330	2:03.470	259.5	4:39.706
	2	1	4:39.706	53.906	1:42.330	2:03.470	259.5	4:39.706								
<b>57</b>	<b>M Racing</b> 1. August THERBO 2. Martin LACQUEMANNE						Ligier JS P4 JS P4		1	1	4:16.158	42.438	<b>1:36.649</b>	1:57.071	273.2	4:16.158
	2	1	4:11.925	39.656	1:36.784	1:55.485	273.2	8:28.083	2	1	4:11.925	39.656	1:36.784	1:55.485	273.2	8:28.083
	3	1	<b>4:10.838</b>	<b>39.259</b>	1:36.764	<b>1:54.815</b>	272.5	12:38.921	3	1	<b>4:10.838</b>	<b>39.259</b>	1:36.764	<b>1:54.815</b>	272.5	12:38.921
	4	1	8:05.462	39.604	2:19.919	5:05.939	239.5	20:44.383	4	1	8:05.462	39.604	2:19.919	5:05.939	239.5	20:44.383
	5	1	9:30.397	<b>B</b> 1:24.299	4:21.160	3:44.938		30:14.780	5	1	9:30.397	<b>B</b> 1:24.299	4:21.160	3:44.938		30:14.780
	6	2	<del>6:01.680</del>	2:26.505	<del>1:38.642</del>	1:56.533	265.8	36:16.460	6	2	<del>6:01.680</del>	2:26.505	<del>1:38.642</del>	1:56.533	265.8	36:16.460
	7	2	<del>4:44.780</del>	40.082	<del>1:37.686</del>	2:27.012	267.8	41:01.240	7	2	<del>4:44.780</del>	40.082	<del>1:37.686</del>	2:27.012	267.8	41:01.240
	8	2	7:15.620	57.210	2:56.404	3:22.006	125.3	48:16.860	8	2	7:15.620	57.210	2:56.404	3:22.006	125.3	48:16.860
	9	2	8:02.140	1:23.282	3:58.616	2:40.242		56:19.000	9	2	8:02.140	1:23.282	3:58.616	2:40.242		56:19.000
	10	2	<del>4:12.993</del>	40.527	<del>1:37.204</del>	1:55.262	268.4	1:00:31.993	10	2	<del>4:12.993</del>	40.527	<del>1:37.204</del>	1:55.262	268.4	1:00:31.993
<b>61</b>	<b>LADC Motorsport</b> 1. Erwan BIHEL						Ligier JS2 R JS2 R AM		1	1	4:42.017	50.893	1:44.941	2:06.183	252.8	4:42.017
	2	1	4:32.633	43.055	1:43.587	2:05.991	259.5	9:14.650	2	1	4:32.633	43.055	1:43.587	2:05.991	259.5	9:14.650
	3	1	4:38.760	44.153	1:44.186	2:10.421	258.9	13:53.410	3	1	4:38.760	44.153	1:44.186	2:10.421	258.9	13:53.410
	4	1	<del>7:21.396</del>	45.174	<del>1:49.010</del>	4:47.212	227.4	21:14.806	4	1	<del>7:21.396</del>	45.174	<del>1:49.010</del>	4:47.212	227.4	21:14.806
	5	1	9:27.586	<b>B</b> 1:19.962	4:25.244	3:42.380		30:42.392	5	1	9:27.586	<b>B</b> 1:19.962	4:25.244	3:42.380		30:42.392
	6	1	6:23.954	2:33.168	1:43.367	2:07.419	256.4	37:06.346	6	1	6:23.954	2:33.168	1:43.367	2:07.419	256.4	37:06.346
	7	1	5:01.253	42.947	<b>1:42.656</b>	2:35.650	261.3	42:07.599	7	1	5:01.253	42.947	<b>1:42.656</b>	2:35.650	261.3	42:07.599
	8	1	6:33.742	58.191	2:11.963	3:23.588	232.3	48:41.341	8	1	6:33.742	58.191	2:11.963	3:23.588	232.3	48:41.3

# LIGIER

## EUROPEAN SERIES



### Ligier European Series

#### Le Mans Heat

#### Race

### Sector Analysis

Lap under Red Flag    Invalidated Lap    Personal Best    Session Best    B Crossing the pit lane

Lap	D	Time	Sector 1	Sector 2	Sector 3	T. Spd	Elapsed	Lap	D	Time	Sector 1	Sector 2	Sector 3	T. Spd	Elapsed
2	1	4:23.356	41.597	1:40.346	2:01.413	261.3	9:03.062	3	2	4:27.583	43.259	1:41.002	2:03.322	259.5	13:36.163
3	1	4:27.256	41.979	1:40.031	2:05.246	260.7	13:30.318	4	2	7:36.975	45.242	1:46.717	5:05.016	228.9	21:13.138
4	1	7:33.565	43.290	1:45.995	5:04.280	236.3	21:03.883	5	2	9:28.553 B	1:19.841	4:25.226	3:43.486		30:41.691
5	1	9:27.783 B	1:21.931	4:22.242	3:43.610		30:31.666	6	1	<del>6:23.156</del>	2:32.766	1:44.730	<del>2:05.660</del>	259.5	37:04.847
6	1	6:15.860	2:34.069	1:40.675	2:01.116	258.9	36:47.526	7	1	4:58.189	43.193	1:42.403	2:32.593	259.5	42:03.036
7	1	4:54.090	40.789	1:40.642	2:32.659	260.1	41:41.616	8	1	6:35.523	58.834	2:13.486	3:23.203	238.9	48:38.559
8	1	6:46.995	54.143	2:30.173	3:22.679	166.5	48:28.611	9	1	7:53.366	1:21.623	4:02.772	2:28.971		56:31.925
9	1	7:56.998	1:21.893	3:59.978	2:35.127		56:25.609	10	1	4:28.907	42.810	1:41.737	2:04.360	260.1	1:01:00.832
10	1	4:21.503	41.802	1:39.580	2:00.121	261.3	1:00:47.112								

**68** M Racing  
1. Lawrence HERBOTS  
Ligier JS2 R JS2 R

1	1	4:37.245	49.916	1:42.749	2:04.580	249.4	4:37.245
2	1	4:25.173	42.233	1:40.847	2:02.093	260.7	9:02.418
3	1	<del>4:31.659</del>	46.705	1:41.425	<del>2:02.529</del>	260.7	13:34.077
4	1	7:37.099	44.834	1:48.044	5:04.221	213.6	21:11.176
5	1	9:27.640 B	1:19.939	4:25.274	3:42.427		30:38.816
6	1	6:09.931	2:25.957	1:41.877	2:02.097	260.1	36:48.747
7	1	4:54.090	41.466	1:41.238	2:31.386	261.3	41:42.837
8	1	6:47.002	54.872	2:29.822	3:22.308	170.1	48:29.839
9	1	7:56.861	1:22.270	4:00.805	2:33.786		56:26.700
10	1	<del>4:29.260</del>	<del>41.916</del>	1:40.327	2:07.017	260.7	1:00:55.960

**69** Bretton Racing  
1. Dominique BASTIEN  
Ligier JS P4 JS P4 AM

1	1	4:31.583	46.737	1:41.459	2:03.387	263.9	4:31.583
2	1	4:29.988	44.293	1:40.810	2:04.885	261.3	9:01.571
3	1	4:27.863	41.954	1:40.899	2:05.010	276.6	13:29.434
4	1	7:33.240	43.690	1:45.648	5:03.902	233.8	21:02.674
5	1	9:27.728 B	1:22.202	4:21.952	3:43.574		30:30.402
6	1	6:25.010	2:42.283	1:40.483	2:02.244	272.5	36:55.412
7	1	4:56.891	42.635	1:40.790	2:33.466	272.5	41:52.303
8	1	6:43.798	57.854	2:22.859	3:23.085	241.6	48:36.101
9	1	7:54.473	1:21.522	4:02.408	2:30.543		56:30.574
10	1	4:25.015	42.217	1:39.852	2:02.946	267.8	1:00:55.589

**72** ZOSH Competition  
1. Anthony PERRIN  
2. Leo PINQUIER  
Ligier JS2 R JS2 R

1	2	4:56.910	53.948	1:51.327	2:11.635	249.9	4:56.910
2	2	4:38.900	45.666	1:44.172	2:09.062	260.1	9:35.810
3	2	4:39.637	44.862	1:43.618	2:11.157	255.8	14:15.447
4	2	7:04.546	45.666	1:45.272	4:33.608	246.0	21:19.993
5	2	9:31.164 B	1:18.854	4:26.532	3:45.778		30:51.157
6	1	6:28.289	2:35.691	1:44.202	2:08.396	254.0	37:19.446
7	1	4:52.954	43.858	1:43.708	2:25.388	260.7	42:12.400
8	1	6:32.927	56.641	2:12.528	3:23.758	230.3	48:45.327
9	1	7:51.153	1:20.176	4:03.577	2:27.400	140.3	56:36.480
10	1	<del>4:33.546</del>	43.547	<del>1:43.008</del>	2:06.991	254.6	1:01:10.026

**75** M Racing  
1. Nathan HUET  
2. Cindy GUDET  
Ligier JS2 R JS2 R P/A

1	2	4:42.860	55.034	1:44.349	2:03.477	252.8	4:42.860
2	2	4:25.720	42.541	1:41.284	2:01.895	260.1	9:08.580

**81** LR Motorsport  
1. Simone BIANCO  
Ligier JS2 R JS2 R

1	1	4:32.690	48.762	1:41.420	2:02.508	257.6	4:32.690
2	1	4:21.818	42.248	1:39.917	1:59.653	260.1	8:54.508

**83** Trajectus Motorsport  
1. Charles LAMBERT  
Ligier JS2 R JS2 R

1	1	4:35.533	48.775	1:43.091	2:03.667	259.5	4:35.533
2	1	4:24.119	42.163	1:40.761	2:01.195	258.2	8:59.652
3	1	4:22.355	41.302	1:40.331	2:00.722	260.1	13:22.007
4	1	7:38.406	45.849	1:48.557	5:04.000	208.7	21:00.413
5	1	9:26.752 B	1:21.248	4:22.950	3:42.554		30:27.165
6	1	<del>6:13.761</del>	2:32.145	<del>1:40.660</del>	2:00.956	260.1	36:40.926
7	1	4:55.971	41.401	1:40.941	2:33.629	259.5	41:36.897
8	1	6:49.263	51.080	2:35.068	3:23.115	165.5	48:26.160
9	1	7:58.172	1:21.906	3:58.778	2:37.488		56:24.332
10	1	<del>4:24.914</del>	<del>42.341</del>	1:41.671	2:00.902	258.9	1:00:49.246

**84** Trajectus Motorsport  
1. Jack TABERY  
2. Martin TABERY  
Ligier JS2 R JS2 R P/A

1	1	4:36.901	49.570	1:43.506	2:03.825	234.8	4:36.901
2	1	4:27.005	42.543	1:41.913	2:02.549	255.8	9:03.906
3	1	4:29.686	42.107	1:40.826	2:06.753	260.1	13:33.592
4	1	7:36.596	44.839	1:47.756	5:04.001	225.1	21:10.188
5	1	9:27.326 B	1:20.305	4:24.842	3:42.179		30:37.514
6	2	6:29.245	2:41.474	1:42.477	2:05.294	260.7	37:06.759
7	2	5:00.509	42.867	1:41.737	2:35.905	260.1	42:07.268
8	2	6:33.079	55.538	2:13.722	3:23.819	237.4	48:40.347
9	2	7:52.073	1:20.782	4:02.898	2:28.393		56:32.420
10	2	<del>4:28.974</del>	42.958	1:41.660	<del>2:04.356</del>	238.4	1:01:01.394

**88** 23Events Racing  
1. Marcus TERKILDSEN  
Ligier JS2 R JS2 R

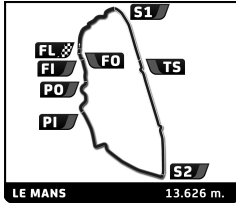
1	1	4:31.949	48.220	1:41.422	2:02.307	260.1	4:31.949
2	1	4:22.991	42.775	1:40.760	1:59.456	260.1	8:54.940

**90** LADC Motorsport  
1. Clement LOEUL  
Ligier JS2 R JS2 R

1	1	4:45.623	58.233	1:44.185	2:03.205	260.7	4:45.623
2	1	4:23.211	41.403	1:40.944	2:00.864	259.5	9:08.834
3	1	4:26.011	41.924	1:40.316	2:03.771	259.5	13:34.845
4	1	7:37.593	45.705	1:47.136	5:04.752	227.0	21:12.438
5	1	9:28.033 B	1:19.778	4:25.391	3:42.864		30:40.471
6	1	6:16.904	2:34.298	1:40.769	2:01.837	257.6	36:57.375

# LIGIER

## EUROPEAN SERIES



### Ligier European Series

#### Le Mans Heat

#### Race

### Sector Analysis

														Lap under Red Flag	Invalidated Lap	Personal Best	Session Best	B Crossing the pit lane
Lap	D	Time	Sector 1	Sector 2	Sector 3	T. Spd	Elapsed	Lap	D	Time	Sector 1	Sector 2	Sector 3	T. Spd	Elapsed			
7	1	4:49.310	41.598	1:40.785	2:26.927	260.7	41:46.685											
8	1	6:47.588	55.653	2:29.255	3:22.680	187.8	48:34.273											
9	1	7:55.221	1:22.288	4:01.997	2:30.936		56:29.494											
10	1	4:24.177	41.920	<b>1:39.942</b>	2:02.315	260.1	1:00:53.671											
<b>93</b>		<b>Petrogold</b>					Ligier JS P4											
		1.Christian GARDUÑO					JS P4											
		2.Andrei DUNA																
1	1	4:27.858	47.399	1:38.813	2:01.646	262.0	4:27.858											
2	1	<b>4:19.335</b>	<b>40.932</b>	1:37.992	2:00.411	271.8	8:47.193											
3	1	4:22.485	41.896	1:39.145	2:01.444	271.1	13:09.678											
4	1	7:44.834	52.177	1:48.822	5:03.835	224.2	20:54.512											
5	1	9:29.313 <b>B</b>	1:22.874	4:21.401	3:45.038		30:23.825											
6	2	6:04.262	2:27.543	1:38.333	<b>1:58.386</b>	272.5	36:28.087											
7	2	<del>4:49.295</del>	<del>40.598</del>	1:40.450	2:28.247	272.5	41:17.382											
8	2	7:03.347	54.617	2:46.546	3:22.184	131.9	48:20.729											
9	2	8:00.825	1:22.754	3:59.156	2:38.915		56:21.554											
10	2	<del>4:14.109</del>	41.095	<b>1:36.940</b>	<del>1:56.074</del>	263.9	1:00:35.663											
<b>94</b>		<b>Pegasus Racing</b>					Ligier JS2 R											
		1.Alain MEYER					JS2 R AM											
1	1	4:54.510	56.131	1:46.878	2:11.501	233.8	4:54.510											
2	1	4:43.132	45.542	1:46.008	2:11.582	255.8	9:37.642											
3	1	<b>4:39.675</b>	<b>44.584</b>	<b>1:44.854</b>	2:10.237	257.0	14:17.317											
4	1	7:03.758	45.381	1:45.127	4:33.250	257.0	21:21.075											
5	1	9:32.042 <b>B</b>	1:18.852	4:26.434	3:46.756		30:53.117											
6	1	<del>6:50.567</del>	2:52.531	1:46.321	<del>2:11.715</del>	258.9	37:43.684											
7	1	5:06.439	45.941	1:46.897	2:33.601	258.2	42:50.123											
8	1	5:58.045	45.566	1:49.441	3:23.038	258.2	48:48.168											
9	1	7:51.592	1:19.436	4:03.769	2:28.387	148.5	56:39.760											
10	1	4:40.111	44.894	1:45.519	<b>2:09.698</b>	215.7	1:01:19.871											
<b>99</b>		<b>Team Virage</b>					Ligier JS P4											
		1.Arnaud MALIZIA					JS P4											
		2.Victor AEGERTER																
1	2	4:20.579	43.931	1:39.225	1:57.423	273.2	4:20.579											
2	2	4:12.591	40.167	<b>1:36.297</b>	1:56.127	262.6	8:33.170											
3	2	<b>4:12.303</b>	<b>39.564</b>	1:37.238	<b>1:55.501</b>	264.5	12:45.473											
4	2	8:03.460	41.922	2:16.513	5:05.025	203.2	20:48.933											
5	2	9:29.387 <b>B</b>	1:24.223	4:21.500	3:43.664		30:18.320											
6	1	<del>6:11.156</del>	2:36.809	1:37.732	<del>1:56.615</del>	272.5	36:29.476											