

# Ligier European Series

## Le Mans Heat

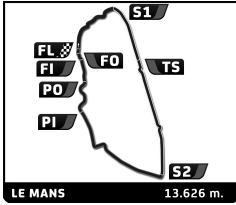
### Race



## Section Analysis

■ Personal Best ■ Session Best B Crossing the pit lane

Lap	D	Time	Elapsed	SCL2	Z4	IP1	Z12	SCLC	A7-1	IP2	A8-1	SCLB	PORIN	POROUT	SCL1	FORDOUT	FL	
<b>1</b>		<b>Team Virage</b>		<b>1. Sebastien KAWPENG</b>				<b>2. Brandon MCCAUGHAN</b>										Ligier JS P4
1	1	4:21.482	4:21.482	11.714	13.850	19.426	40.261	5.807	30.989	20.841	7.614	45.053	20.707	20.423	13.276	7.342	4.179	
			Elapsed	11.714	25.564	44.990	1:25.251	1:31.058	2:02.047	2:22.888	2:30.502	3:15.555	3:36.262	3:56.685	4:09.961	4:17.303	4:21.482	
2	1	4:14.869	8:36.351	10.061	11.975	18.221	39.827	5.756	30.372	20.931	7.453	44.638	20.745	20.153	13.276	7.263	4.198	
			Elapsed	10.061	22.036	40.257	1:20.084	1:25.840	1:56.212	2:17.143	2:24.596	3:09.234	3:29.979	3:50.132	4:03.408	4:10.671	4:14.869	
3	1	4:13.547	12:49.898	10.140	11.752	17.899	39.754	5.753	30.717	20.867	7.333	44.340	20.718	19.658	13.233	7.230	4.153	
			Elapsed	10.140	21.892	39.791	1:19.545	1:25.298	1:56.015	2:16.882	2:24.215	3:08.555	3:29.273	3:48.931	4:02.164	4:09.394	4:13.547	
4	1	8:00.838	20:50.736	10.075	12.261	19.670	42.587	6.463	33.358	51.387	8.987	2:13.700	1:01.477	46.518	35.836	9.214	9.305	
			Elapsed	10.075	22.336	42.006	1:24.593	1:31.056	2:04.414	2:55.801	3:04.788	5:18.488	6:19.965	7:06.483	7:42.319	7:51.533	8:00.838	
5	1	9:29.671 B	30:20.407	26.203	21.598	36.505	1:54.303	16.811	1:27.825	42.160	10.134	1:20.997	44.436	46.444	23.274			
			Elapsed	26.203	47.801	1:24.306	3:18.609	3:35.420	5:03.245	5:45.405	5:55.539	7:16.536	8:00.972	8:47.416	9:10.690		9:29.671	
6	2	6:11.461	36:31.868	2:05.977	13.432	18.632	40.305	5.804	30.654	20.743	7.318	43.579	20.787	19.724	13.040	7.413	4.053	
			Elapsed	2:05.977	2:19.409	2:38.041	3:18.346	3:24.150	3:54.804	4:15.547	4:22.865	5:06.444	5:27.231	5:46.955	5:59.995	6:07.408	6:11.461	
7	2	4:49.159 B	41:21.027	10.045	11.890	17.865	39.869	5.738	30.611	20.917	7.262	43.798	20.517	25.086	34.529			
			Elapsed	10.045	21.935	39.800	1:19.669	1:25.407	1:56.018	2:16.935	2:24.197	3:07.995	3:28.512	3:53.598	4:28.127		4:49.159	
8	2	10:14.833	51:35.860	5:27.972	13.841	19.150	41.924	5.809	31.708	21.522	7.603	45.684	24.973	43.397	19.147	7.948	4.155	
			Elapsed	5:27.972	5:41.813	6:00.963	6:42.887	6:48.696	7:20.404	7:41.926	7:49.529	8:35.213	9:00.186	9:43.583	10:02.730	10:10.678	10:14.833	
9	2	5:06.061	56:41.921	10.134	12.286	18.693	41.506	5.768	31.859	38.585	9.523	51.694	23.075	26.494	22.880	8.910	4.654	
			Elapsed	10.134	22.420	41.113	1:22.619	1:28.387	2:00.246	2:38.831	2:48.354	3:40.048	4:03.123	4:29.617	4:52.497	5:01.407	5:06.061	
10	2	4:19.654	1:01:01.575	10.190	12.167	19.306	40.709	5.706	30.868	21.296	7.713	45.535	20.963	20.646	12.923	7.539	4.093	
			Elapsed	10.190	22.357	41.663	1:22.372	1:28.078	1:58.946	2:20.242	2:27.955	3:13.490	3:34.453	3:55.099	4:08.022	4:15.561	4:19.654	



# Ligier European Series

## Le Mans Heat

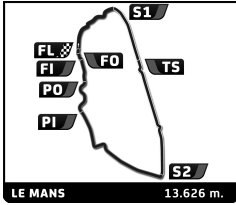
### Race



## Section Analysis

■ Personal Best    
 ■ Session Best    
 ■ Crossing the pit lane

Lap	D	Time	Elapsed	SCL2	Z4	IP1	Z12	SCLC	A7-1	IP2	A8-1	SCLB	PORIN	POROUT	SCL1	FORDOUT	FL	
<b>3</b>		<b>LR Motorsport</b>		<b>1.Noah ROSSER</b>				<b>2.Andrea FRIZZA</b>										Ligier JS2 R
1	1	4:38.869	4:38.869	14.638	14.381	20.830	43.453	6.202	32.989	21.644	8.100	47.147	21.695	22.231	<span style="background-color: green;">13.801</span>	<span style="background-color: green;">7.368</span>	4.390	
			Elapsed	14.638	29.019	49.849	1:33.302	1:39.504	2:12.493	2:34.137	2:42.237	3:29.384	3:51.079	4:13.310	4:27.111	4:34.479	4:38.869	
2	1	<span style="background-color: green;">4:24.616</span>	9:03.485	10.495	12.452	<span style="background-color: green;">18.967</span>	41.636	6.026	31.717	21.367	7.929	45.461	21.593	21.211	13.829	7.612	4.321	
			Elapsed	10.495	22.947	41.914	1:23.550	1:29.576	2:01.293	2:22.660	2:30.589	3:16.050	3:37.643	3:58.854	4:12.683	4:20.295	4:24.616	
3	1	4:28.983	13:32.468	10.442	12.450	19.274	<span style="background-color: green;">41.252</span>	6.044	31.549	21.616	<span style="background-color: green;">7.598</span>	46.970	22.348	<span style="background-color: green;">20.989</span>	14.423	9.057	4.971	
			Elapsed	10.442	22.892	42.166	1:23.418	1:29.462	2:01.011	2:22.627	2:30.225	3:17.195	3:39.543	4:00.532	4:14.955	4:24.012	4:28.983	
4	1	7:35.511	21:07.979	11.696	12.788	19.482	42.197	6.109	32.451	25.146	8.135	2:18.138	56.974	42.949	41.620	8.273	9.553	
			Elapsed	11.696	24.484	43.966	1:26.163	1:32.272	2:04.723	2:29.869	2:38.004	4:56.142	5:53.116	6:36.065	7:17.685	7:25.958	7:35.511	
5	1	9:26.914 <b>B</b>	30:34.893	27.711	16.472	36.660	1:57.254	17.645	1:26.712	41.948	9.236	1:18.674	42.506	46.895	22.707		9:26.914	
			Elapsed	27.711	44.183	1:20.843	3:18.097	3:35.742	5:02.454	5:44.402	5:53.638	7:12.312	7:54.818	8:41.713	9:04.420		9:26.914	
6	2	6:22.095	36:56.988	2:04.986	13.866	19.675	42.026	6.065	31.915	21.395	7.724	<span style="background-color: green;">45.278</span>	<span style="background-color: green;">21.521</span>	21.556	14.068	7.807	<span style="background-color: green;">4.213</span>	
			Elapsed	2:04.986	2:18.852	2:38.527	3:20.553	3:26.618	3:58.533	4:19.928	4:27.652	5:12.930	5:34.451	5:56.007	6:10.075	6:17.882	6:22.095	
7	2	5:03.252	42:00.240	<span style="background-color: green;">10.349</span>	<span style="background-color: green;">12.385</span>	19.054	41.680	<span style="background-color: green;">5.985</span>	31.589	<span style="background-color: green;">21.257</span>	7.788	53.010	22.704	26.126	34.205	9.961	7.159	
			Elapsed	10.349	22.734	41.788	1:23.468	1:29.453	2:01.042	2:22.299	2:30.087	3:23.097	3:45.801	4:11.927	4:46.132	4:56.093	5:03.252	
8	2	6:36.302	48:36.542	24.373	14.070	19.560	43.625			41.770	9.170	1:12.013	38.293	38.869	31.447	8.712	4.566	
			Elapsed	24.373	38.443	58.003	1:41.628			2:31.462	3:13.232	3:22.402	4:34.415	5:12.708	5:51.577	6:23.024	6:31.736	6:36.302
9	2	7:54.283	56:30.825	21.711	21.137	38.731	1:47.465	14.362	1:17.211	43.340	8.452	51.225	21.747	28.880	25.962	9.571	4.489	
			Elapsed	21.711	42.848	1:21.579	3:09.044	3:23.406	4:40.617	5:23.957	5:32.409	6:23.634	6:45.381	7:14.261	7:40.223	7:49.794	7:54.283	
10	2	4:24.976	1:00:55.801	10.509	12.642	19.143	41.505	6.040	<span style="background-color: green;">31.511</span>	21.424	7.764	45.444	21.624	21.621	13.886	7.467	4.396	
			Elapsed	10.509	23.151	42.294	1:23.799	1:29.839	2:01.350	2:22.774	2:30.538	3:15.982	3:37.606	3:59.227	4:13.113	4:20.580	4:24.976	



# Ligier European Series

## Le Mans Heat

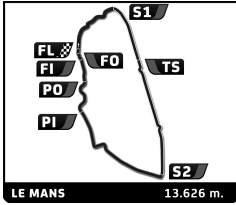
### Race



## Section Analysis

■ Personal Best    
 ■ Session Best    
 ■ Crossing the pit lane

Lap	D	Time	Elapsed	SCL2	Z4	IP1	Z12	SCLC	A7-1	IP2	A8-1	SCLB	PORIN	POROUT	SCL1	FORDOUT	FL	
<b>4</b>		<b>ANS Motorsport</b>		<b>1. Jean-Philippe JOUVENT</b>				<b>2. Louis IGLESIAS</b>										Ligier JS2 R
1	2	4:36.153	4:36.153	16.411	15.213	19.763	42.151	6.053	32.061	21.068	8.370	46.149	21.263	20.930	14.125	8.392	4.204	
			Elapsed	16.411	31.624	51.387	1:33.538	1:39.591	2:11.652	2:32.720	2:41.090	3:27.239	3:48.502	4:09.432	4:23.557	4:31.949	4:36.153	
2	2	4:22.371	8:58.524	10.336	12.429	19.041	41.318	5.951	31.452	21.142	7.610	45.057	21.781	21.137	13.648	7.326	4.143	
			Elapsed	10.336	22.765	41.806	1:23.124	1:29.075	2:00.527	2:21.669	2:29.279	3:14.336	3:36.117	3:57.254	4:10.902	4:18.228	4:22.371	
3	2	4:20.185	13:18.709	10.344	11.968	18.478	40.787	5.941	31.733	21.517	7.501	44.445	21.547	20.672	13.481	7.491	4.280	
			Elapsed	10.344	22.312	40.790	1:21.577	1:27.518	1:59.251	2:20.768	2:28.269	3:12.714	3:34.261	3:54.933	4:08.414	4:15.905	4:20.185	
4	2	7:39.805	20:58.514	13.027	14.866	19.144	44.497	5.970	32.071	26.555	8.454	2:13.121	59.333	46.403	37.667	9.128	9.569	
			Elapsed	13.027	27.893	47.037	1:31.534	1:37.504	2:09.575	2:36.130	2:44.584	4:57.705	5:57.038	6:43.441	7:21.108	7:30.236	7:39.805	
5	2	9:18.545	30:17.059	25.045	20.911	35.852	1:56.213	16.315	1:26.970	42.750	10.645	1:19.099	43.897	47.089	22.325	7.256	4.178	
			Elapsed	25.045	45.956	1:21.808	3:18.021	3:34.336	5:01.306	5:44.056	5:54.701	7:13.800	7:57.697	8:44.786	9:07.111	9:14.367	9:18.545	
6	2	4:29.573 <b>B</b>	34:46.632	10.479	12.009	18.559	41.051	6.011	31.815	21.514	7.606	45.143	21.664	20.700	14.313			
			Elapsed	10.479	22.488	41.047	1:22.098	1:28.109	1:59.924	2:21.438	2:29.044	3:14.187	3:35.851	3:56.551	4:10.864		4:29.573	
7	1	6:42.737	41:29.369	1:54.591	14.029	19.868	43.377	6.122	32.815	21.284	7.701	46.620	22.007	24.860	33.801	9.959	5.703	
			Elapsed	1:54.591	2:08.620	2:28.488	3:11.865	3:17.987	3:50.802	4:12.086	4:19.787	5:06.407	5:28.414	5:53.274	6:27.075	6:37.034	6:42.737	
8	1	6:54.983	48:24.352	14.590	14.487	20.960	56.624	10.177	53.370	42.612	9.319	1:12.946	37.953	35.728	32.019	9.544	4.654	
			Elapsed	14.590	29.077	50.037	1:46.661	1:56.838	2:50.208	3:32.820	3:42.139	4:55.085	5:33.038	6:08.766	6:40.785	6:50.329	6:54.983	
9	1	7:59.591	56:23.943	23.438	20.918	38.231	1:47.007	14.540	1:18.244	39.340	8.857	53.651	23.340	31.932	25.907	9.944	4.242	
			Elapsed	23.438	44.356	1:22.587	3:09.594	3:24.134	4:42.378	5:21.718	5:30.575	6:24.226	6:47.566	7:19.498	7:45.405	7:55.349	7:59.591	
10	1	4:26.640	1:00:50.583	10.411	12.494	19.044	41.787	6.061	31.997	20.824	8.671	46.410	21.458	21.402	14.320	7.323	4.438	
			Elapsed	10.411	22.905	41.949	1:23.736	1:29.797	2:01.794	2:22.618	2:31.289	3:17.699	3:39.157	4:00.559	4:14.879	4:22.202	4:26.640	



# Ligier European Series

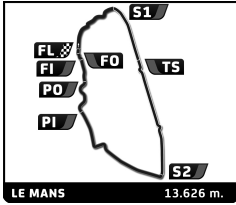
## Le Mans Heat Race



### Section Analysis

■ Personal Best    
 ■ Session Best    
 ■ Crossing the pit lane

Lap	D	Time	Elapsed	SCL2	Z4	IP1	Z12	SCLC	A7-1	IP2	A8-1	SCLB	PORIN	POROUT	SCL1	FORDOUT	FL	
<b>6</b>		<b>ANS Motorsport</b>		<b>1.Ethan PHARAMOND</b>				<b>2.Mika ABRAHAMS</b>										Ligier JS P4
1	1	4:18.720	4:18.720	12.086	13.859	18.775	40.086	5.741	30.326	20.625	7.307	44.649	20.746	19.794	13.022	7.545	4.159	
			Elapsed	12.086	25.945	44.720	1:24.806	1:30.547	2:00.873	2:21.498	2:28.805	3:13.454	3:34.200	3:53.994	4:07.016	4:14.561	4:18.720	
2	1	4:11.379	8:30.099	9.952	12.298	18.309	39.333	5.699	30.471	20.686	7.338	43.303	20.559	19.231	12.906	7.208	4.086	
			Elapsed	9.952	22.250	40.559	1:19.892	1:25.591	1:56.062	2:16.748	2:24.086	3:07.389	3:27.948	3:47.179	4:00.085	4:07.293	4:11.379	
3	1	4:10.230	12:40.329	9.985	11.678	17.739	39.780	5.719	30.617	20.466	7.246	43.135	20.566	19.239	12.831	7.138	4.091	
			Elapsed	9.985	21.663	39.402	1:19.182	1:24.901	1:55.518	2:15.984	2:23.230	3:06.365	3:26.931	3:46.170	3:59.001	4:06.139	4:10.230	
4	1	8:04.947	20:45.276	9.949	11.621	18.336	46.101	6.012	33.692	54.396	8.962	2:10.594	1:04.540	46.723	35.371	10.435	8.215	
			Elapsed	9.949	21.570	39.906	1:26.007	1:32.019	2:05.711	3:00.107	3:09.069	5:19.663	6:24.203	7:10.926	7:46.297	7:56.732	8:04.947	
5	1	9:29.986 <b>B</b>	30:15.262	25.966	21.394	37.634	1:54.533	15.948	1:27.676	42.647	10.689	1:19.977	45.692	47.138	22.842			
			Elapsed	25.966	47.360	1:24.994	3:19.527	3:35.475	5:03.151	5:45.798	5:56.487	7:16.464	8:02.156	8:49.294	9:12.136			9:29.986
6	2	6:03.225	36:18.487	1:56.211	12.956	18.030	40.110	5.699	30.465	20.577	7.220	43.268	20.540	24.152	12.695	7.160	4.142	
			Elapsed	1:56.211	2:09.167	2:27.197	3:07.307	3:13.006	3:43.471	4:04.048	4:11.268	4:54.536	5:15.076	5:39.228	5:51.923	5:59.083	6:03.225	
7	2	4:37.620	40:56.107	10.005	11.645	17.692	39.531	5.679	30.327	20.626	7.306	43.447	20.624	21.503	34.414	10.566	4.255	
			Elapsed	10.005	21.650	39.342	1:18.873	1:24.552	1:54.879	2:15.505	2:22.811	3:06.258	3:26.882	3:48.385	4:22.799	4:33.365	4:37.620	
8	2	7:18.876	48:14.983	10.753	16.445	34.625	1:10.707	9.239	54.557	41.429	10.078	1:12.441	38.197	34.498	31.068	9.103	5.736	
			Elapsed	10.753	27.198	1:01.823	2:12.530	2:21.769	3:16.326	3:57.755	4:07.833	5:20.274	5:58.471	6:32.969	7:04.037	7:13.140	7:18.876	
9	2	8:03.574	56:18.557	25.163	21.758	37.437	1:47.703	13.229	1:17.893	39.316	9.303	54.753	24.724	33.388	25.467	9.217	4.223	
			Elapsed	25.163	46.921	1:24.358	3:12.061	3:25.290	4:43.183	5:22.499	5:31.802	6:26.555	6:51.279	7:24.667	7:50.134	7:59.351	8:03.574	
10	2	4:09.930	1:00:28.487	10.081	11.614	17.664	39.616	5.794	30.504	20.410	7.302	43.309	20.585	18.993	13.036	6.967	4.055	
			Elapsed	10.081	21.695	39.359	1:18.975	1:24.769	1:55.273	2:15.683	2:22.985	3:06.294	3:26.879	3:45.872	3:58.908	4:05.875	4:09.930	



# Ligier European Series

## Le Mans Heat

### Race



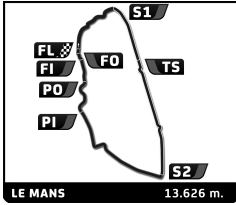
## Section Analysis

Personal Best

Session Best

B Crossing the pit lane

Lap	D	Time	Elapsed	SCL2	Z4	IP1	Z12	SCLC	A7-1	IP2	A8-1	SCLB	PORIN	POROUT	SCL1	FORDOUT	FL	
<b>7</b>		<b>LR Motorsport</b>		<b>1.Simone RICCITELLI</b>				<b>2.Pietro FERRI</b>										Ligier JS P4
1	2	4:18.472	4:18.472	10.881	12.590	17.870	40.572	5.724	30.557	21.532	7.702	45.189	20.675	19.590	13.286	7.948	4.356	
			Elapsed	10.881	23.471	41.341	1:21.913	1:27.637	1:58.194	2:19.726	2:27.428	3:12.617	3:33.292	3:52.882	4:06.168	4:14.116	4:18.472	
2	2	4:13.781	8:32.253	10.152	12.187	18.219	40.777	5.776	30.227	20.381	7.723	43.640	20.443	19.716	13.007	7.471	4.062	
			Elapsed	10.152	22.339	40.558	1:21.335	1:27.111	1:57.338	2:17.719	2:25.442	3:09.082	3:29.525	3:49.241	4:02.248	4:09.719	4:13.781	
3	2	4:12.904	12:45.157	9.898	11.862	18.857	40.269	5.699	30.493	20.360	7.258	43.206	20.610	19.959	13.090	7.148	4.195	
			Elapsed	9.898	21.760	40.617	1:20.886	1:26.585	1:57.078	2:17.438	2:24.696	3:07.902	3:28.512	3:48.471	4:01.561	4:08.709	4:12.904	
4	2	8:02.533	20:47.690	9.979	11.909	19.665	44.279	5.874	31.636	54.660	8.336	2:12.860	1:02.993	46.282	35.641	9.732	8.687	
			Elapsed	9.979	21.888	41.553	1:25.832	1:31.706	2:03.342	2:58.002	3:06.338	5:19.198	6:22.191	7:08.473	7:44.114	7:53.846	8:02.533	
5	2	9:29.660 B	30:17.350	26.335	21.948	36.381	1:54.577	15.864	1:28.425	42.558	9.730	1:20.762	45.144	46.480	23.064			
			Elapsed	26.335	48.283	1:24.664	3:19.241	3:35.105	5:03.530	5:46.088	5:55.818	7:16.580	8:01.724	8:48.204	9:11.268		9:29.660	
6	1	6:09.026	36:26.376	2:02.910	12.982	18.596	40.932	5.715	30.764	21.061	7.392	44.066	20.441	19.629	13.134	7.263	4.141	
			Elapsed	2:02.910	2:15.892	2:34.488	3:15.420	3:21.135	3:51.899	4:12.960	4:20.352	5:04.418	5:24.859	5:44.488	5:57.622	6:04.885	6:09.026	
7	1	4:40.580	41:06.956	10.020	11.604	17.802	39.712	5.739	30.402	20.600	7.193	43.357	20.567	22.300	34.146	9.980	7.158	
			Elapsed	10.020	21.624	39.426	1:19.138	1:24.877	1:55.279	2:15.879	2:23.072	3:06.429	3:26.996	3:49.296	4:23.442	4:33.422	4:40.580	
8	1	7:11.436	48:18.392	14.085	13.419	25.315	1:10.788	9.628	54.163	41.871	9.383	1:12.796	38.162	35.328	31.703	9.246	5.549	
			Elapsed	14.085	27.504	52.819	2:03.607	2:13.235	3:07.398	3:49.269	3:58.652	5:11.448	5:49.610	6:24.938	6:56.641	7:05.887	7:11.436	
9	1	8:01.275	56:19.667	23.528	22.121	37.469	1:47.165	13.690	1:18.787	39.071	8.600	54.671	24.483	32.656	25.598	9.355	4.081	
			Elapsed	23.528	45.649	1:23.118	3:10.283	3:23.973	4:42.760	5:21.831	5:30.431	6:25.102	6:49.585	7:22.241	7:47.839	7:57.194	8:01.275	
10	1	4:10.738	1:00:30.405	9.929	12.114	18.033	40.181	5.632	30.263	20.325	7.161	43.267	20.587	19.302	12.838	7.052	4.054	
			Elapsed	9.929	22.043	40.076	1:20.257	1:25.889	1:56.152	2:16.477	2:23.638	3:06.905	3:27.492	3:46.794	3:59.632	4:06.684	4:10.738	



# Ligier European Series

## Le Mans Heat

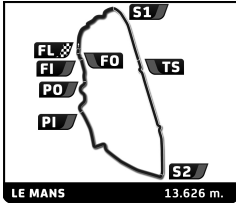
### Race



## Section Analysis

■ Personal Best    
 ■ Session Best    
 ■ Crossing the pit lane

Lap	D	Time	Elapsed	SCL2	Z4	IP1	Z12	SCLC	A7-1	IP2	A8-1	SCLB	PORIN	POROUT	SCL1	FORDOUT	FL	
<b>9</b>		<b>ANS Motorsport</b>		<b>1. Adrien BASTIDE</b>				<b>2. Arthur AEGERTER</b>										Ligier JS P4
1	2	4:19.870	4:19.870	11.693	13.582	18.899	40.360	5.822	30.864	20.925	7.560	44.285	20.775	20.696	12.802	7.515	4.092	
			Elapsed	11.693	25.275	44.174	1:24.534	1:30.356	2:01.220	2:22.145	2:29.705	3:13.990	3:34.765	3:55.461	4:08.263	4:15.778	4:19.870	
2	2	4:14.282	8:34.152	9.963	12.120	18.012	40.137	5.731	30.361	20.546	7.542	44.304	20.656	20.630	12.905	7.210	4.165	
			Elapsed	9.963	22.083	40.095	1:20.232	1:25.963	1:56.324	2:16.870	2:24.412	3:08.716	3:29.372	3:50.002	4:02.907	4:10.117	4:14.282	
3	2	4:12.728	12:46.880	10.065	12.084	17.956	39.635	5.758	30.655	20.790	7.406	43.635	20.765	19.735	12.869	7.234	4.141	
			Elapsed	10.065	22.149	40.105	1:19.740	1:25.498	1:56.153	2:16.943	2:24.349	3:07.984	3:28.749	3:48.484	4:01.353	4:08.587	4:12.728	
4	2	8:02.793	20:49.673	10.060	11.863	19.567	45.316	6.250	31.879	53.081	8.843	2:13.054	1:02.184	46.408	35.605	9.339	9.344	
			Elapsed	10.060	21.923	41.490	1:26.806	1:33.056	2:04.935	2:58.016	3:06.859	5:19.913	6:22.097	7:08.505	7:44.110	7:53.449	8:02.793	
5	2	9:29.769 <b>B</b>	30:19.442	26.122	22.205	36.198	1:54.237	16.645	1:27.871	42.402	10.080	1:20.843	44.918	46.240	23.466			
			Elapsed	26.122	48.327	1:24.525	3:18.762	3:35.407	5:03.278	5:45.680	5:55.760	7:16.603	8:01.521	8:47.761	9:11.227		9:29.769	
6	1	6:09.244	36:28.686	2:02.324	13.198	18.645	39.915	5.830	30.831	20.791	7.661	44.028	20.643	20.359	13.319	7.557	4.143	
			Elapsed	2:02.324	2:15.522	2:34.167	3:14.082	3:19.912	3:50.743	4:11.534	4:19.195	5:03.223	5:23.866	5:44.225	5:57.544	6:05.101	6:09.244	
7	1	4:44.451	41:13.137	10.033	12.400	18.172	40.147	5.723	30.655	21.474	7.444	44.358	20.888	23.203	32.850	10.122	6.982	
			Elapsed	10.033	22.433	40.605	1:20.752	1:26.475	1:57.130	2:18.604	2:26.048	3:10.406	3:31.294	3:54.497	4:27.347	4:37.469	4:44.451	
8	1	7:05.943	48:19.080	21.378	16.837	18.392	1:01.523	9.543	54.089	42.063	9.287	1:13.028	37.994	35.519	31.579	9.163	5.548	
			Elapsed	21.378	38.215	56.607	1:58.130	2:07.673	3:01.762	3:43.825	3:53.112	5:06.140	5:44.134	6:19.653	6:51.232	7:00.395	7:05.943	
9	1	8:01.323	56:20.403	23.650	21.811	37.611	1:47.272	13.738	1:18.641	39.377	8.358	54.778	24.139	32.650	25.527	9.558	4.213	
			Elapsed	23.650	45.461	1:23.072	3:10.344	3:24.082	4:42.723	5:22.100	5:30.458	6:25.236	6:49.375	7:22.025	7:47.552	7:57.110	8:01.323	
10	1	4:13.558	1:00:33.961	10.068	11.865	18.159	39.926	5.767	30.643	20.459	7.246	43.738	20.747	20.097	13.389	7.186	4.268	
			Elapsed	10.068	21.933	40.092	1:20.018	1:25.785	1:56.428	2:16.887	2:24.133	3:07.871	3:28.618	3:48.715	4:02.104	4:09.290	4:13.558	



# Ligier European Series

## Le Mans Heat

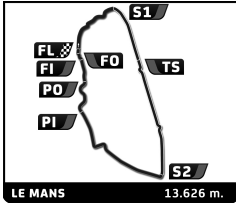
### Race



## Section Analysis

■ Personal Best    
 ■ Session Best    
 ■ Crossing the pit lane

Lap	D	Time	Elapsed	SCL2	Z4	IP1	Z12	SCLC	A7-1	IP2	A8-1	SCLB	PORIN	POROUT	SCL1	FORDOUT	FL
<b>10</b>		<b>LADC Motorsport</b>		<b>1.Christian GISY</b>													<b>Ligier JS2 R</b>
1	1	4:45.521	4:45.521	15.499	15.012	21.694	43.787	6.305	33.152	21.877	8.324	47.565	22.706	22.617	14.406	8.051	4.526
			Elapsed	15.499	30.511	52.205	1:35.992	1:42.297	2:15.449	2:37.326	2:45.650	3:33.215	3:55.921	4:18.538	4:32.944	4:40.995	4:45.521
2	1	4:34.045	9:19.566	10.903	13.138	19.558	42.625	6.188	32.996	22.375	7.980	47.177	22.511	21.923	14.273	7.912	4.486
			Elapsed	10.903	24.041	43.599	1:26.224	1:32.412	2:05.408	2:27.783	2:35.763	3:22.940	3:45.451	4:07.374	4:21.647	4:29.559	4:34.045
3	1	4:36.116	13:55.682	10.827	13.035	19.563	42.920	6.176	33.286	22.090	8.473	47.527	22.816	22.234	14.830	7.831	4.508
			Elapsed	10.827	23.862	43.425	1:26.345	1:32.521	2:05.807	2:27.897	2:36.370	3:23.897	3:46.713	4:08.947	4:23.777	4:31.608	4:36.116
4	1	7:21.308	21:16.990	10.802	13.047	19.942	44.002	6.219	34.135	24.310	8.152	2:03.104	53.860	43.203	44.370	8.809	7.353
			Elapsed	10.802	23.849	43.791	1:27.793	1:34.012	2:08.147	2:32.457	2:40.609	4:43.713	5:37.573	6:20.776	7:05.146	7:13.955	7:21.308
5	1	9:27.007 <b>B</b>	30:43.997	25.250	17.778	35.627	2:01.950	15.043	1:26.793	41.440	9.852	1:16.191	42.051	46.704	22.459		
			Elapsed	25.250	43.028	1:18.655	3:20.605	3:35.648	5:02.441	5:43.881	5:53.733	7:09.924	7:51.975	8:38.679	9:01.138		9:27.007
6	1	6:27.973	37:11.970	2:01.943	14.702	20.388	42.884	6.218	33.022	22.196	7.896	46.997	22.428	21.951	14.729	8.263	4.356
			Elapsed	2:01.943	2:16.645	2:37.033	3:19.917	3:26.135	3:59.157	4:21.353	4:29.249	5:16.246	5:38.674	6:00.625	6:15.354	6:23.617	6:27.973
7	1	4:56.714	42:08.684	10.734	12.516	19.765	43.466	6.155	33.074	22.234	7.826	47.127	22.511	27.720	26.790	9.947	6.849
			Elapsed	10.734	23.250	43.015	1:26.481	1:32.636	2:05.710	2:27.944	2:35.770	3:22.897	3:45.408	4:13.128	4:39.918	4:49.865	4:56.714
8	1	6:34.072	48:42.756	21.705	14.827	21.408	44.813	6.156	38.491	42.623	8.702	1:11.297	38.346	43.095	29.449	8.626	4.534
			Elapsed	21.705	36.532	57.940	1:42.753	1:48.909	2:27.400	3:10.023	3:18.725	4:30.022	5:08.368	5:51.463	6:20.912	6:29.538	6:34.072
9	1	7:52.260	56:35.016	20.402	22.355	38.053	1:47.140	15.488	1:16.108	44.331	8.844	50.094	22.137	27.233	27.513	8.146	4.416
			Elapsed	20.402	42.757	1:20.810	3:07.950	3:23.438	4:39.546	5:23.877	5:32.721	6:22.815	6:44.952	7:12.185	7:39.698	7:47.844	7:52.260
10	1	4:30.580	1:01:05.596	10.654	12.863	19.254	41.971	6.157	32.436	21.799	7.871	47.181	22.250	22.103	14.002	7.660	4.379
			Elapsed	10.654	23.517	42.771	1:24.742	1:30.899	2:03.335	2:25.134	2:33.005	3:20.186	3:42.436	4:04.539	4:18.541	4:26.201	4:30.580



# Ligier European Series

## Le Mans Heat

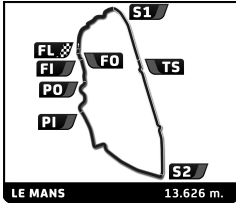
### Race



## Section Analysis

■ Personal Best    
 ■ Session Best    
 ■ Crossing the pit lane

Lap	D	Time	Elapsed	SCL2	Z4	IP1	Z12	SCLC	A7-1	IP2	A8-1	SCLB	PORIN	POROUT	SCL1	FORDOUT	FL	
<b>12</b>		<b>ASM Motorsport</b>		<b>1.Luis Carlos PEREZ CABELLO</b>													<b>Ligier JS P4</b>	
1	1	4:36.459	4:36.459	18.957	14.373	22.420	40.880	5.783	31.196	21.121	7.848	45.774	20.637	20.580	14.385	8.370	4.135	
			Elapsed	18.957	33.330	55.750	1:36.630	1:42.413	2:13.609	2:34.730	2:42.578	3:28.352	3:48.989	4:09.569	4:23.954	4:32.324	4:36.459	
2	1	4:17.211	8:53.670	10.047	12.975	18.778	40.529	5.663	31.019	20.676	7.371	44.275	20.702	20.324	13.161	7.399	4.292	
			Elapsed	10.047	23.022	41.800	1:22.329	1:27.992	1:59.011	2:19.687	2:27.058	3:11.333	3:32.035	3:52.359	4:05.520	4:12.919	4:17.211	
3	1	4:15.415	13:09.085	10.108	11.848	18.376	40.246	5.789	30.960	20.827	7.328	43.591	20.839	19.983	12.733	7.440	5.347	
			Elapsed	10.108	21.956	40.332	1:20.578	1:26.367	1:57.327	2:18.154	2:25.482	3:09.073	3:29.912	3:49.895	4:02.628	4:10.068	4:15.415	
4	1	7:44.660	20:53.745	17.140	14.276	19.575	42.936	5.868	31.703	27.687	9.182	2:13.957	1:00.652	46.485	36.173	10.386	8.640	
			Elapsed	17.140	31.416	50.991	1:33.927	1:39.795	2:11.498	2:39.185	2:48.367	5:02.324	6:02.976	6:49.461	7:25.634	7:36.020	7:44.660	
5	1	9:27.385 <b>B</b>	30:21.130	25.762	21.054	36.139	1:54.184	17.206	1:27.587	42.183	10.756	1:20.396	44.102	46.754	23.212			
			Elapsed	25.762	46.816	1:22.955	3:17.139	3:34.345	5:01.932	5:44.115	5:54.871	7:15.267	7:59.369	8:46.123	9:09.335			9:27.385
6	1	6:07.777	36:28.907	2:03.208	13.267	17.987	39.643	5.888	30.529	20.616	7.313	43.603	20.579	20.201	13.527	7.319	4.097	
			Elapsed	2:03.208	2:16.475	2:34.462	3:14.105	3:19.993	3:50.522	4:11.138	4:18.451	5:02.054	5:22.633	5:42.834	5:56.361	6:03.680	6:07.777	
7	1	4:51.984	41:20.891	9.860	16.881	19.324	40.431	5.778	30.563	20.524	7.369	43.642	20.593	25.946	34.075	10.097	6.901	
			Elapsed	9.860	26.741	46.065	1:26.496	1:32.274	2:02.837	2:23.361	2:30.730	3:14.372	3:34.965	4:00.911	4:34.986	4:45.083	4:51.984	
8	1	7:00.595	48:21.486	18.656	14.726	18.803	1:00.037	9.623	54.179	42.746	8.694	1:13.005	37.850	36.268	31.106	8.999	5.903	
			Elapsed	18.656	33.382	52.185	1:52.222	2:01.845	2:56.024	3:38.770	3:47.464	5:00.469	5:38.319	6:14.587	6:45.693	6:54.692	7:00.595	
9	1	8:00.567	56:22.053	23.517	21.569	37.696	1:47.449	14.147	1:18.736	38.983	8.233	54.581	24.174	32.023	25.687	9.587	4.185	
			Elapsed	23.517	45.086	1:22.782	3:10.231	3:24.378	4:43.114	5:22.097	5:30.330	6:24.911	6:49.085	7:21.108	7:46.795	7:56.382	8:00.567	
10	1	4:12.390	1:00:34.443	10.006	12.155	18.133	39.858	5.800	30.447	20.483	7.494	43.570	20.463	19.773	12.953	7.020	4.235	
			Elapsed	10.006	22.161	40.294	1:20.152	1:25.952	1:56.399	2:16.882	2:24.376	3:07.946	3:28.409	3:48.182	4:01.135	4:08.155	4:12.390	



# Ligier European Series

## Le Mans Heat

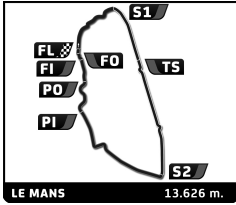
### Race



## Section Analysis

■ Personal Best    
 ■ Session Best    
 B Crossing the pit lane

Lap	D	Time	Elapsed	SCL2	Z4	IP1	Z12	SCLC	A7-1	IP2	A8-1	SCLB	PORIN	POROUT	SCL1	FORDOUT	FL
<b>14</b>		<b>Team Virage</b>		<b>1.Alex GARDNER</b>				<b>2.Simon SCHRANZ</b>									<b>Ligier JS P4</b>
1	1	4:14.838	4:14.838	10.859	12.763	18.140	39.885	5.778	30.949	20.812	7.540	43.827	20.549	19.520	13.146	7.055	4.015
			Elapsed	10.859	23.622	41.762	1:21.647	1:27.425	1:58.374	2:19.186	2:26.726	3:10.553	3:31.102	3:50.622	4:03.768	4:10.823	4:14.838
2	1	4:10.242	8:25.080	10.029	11.562	17.690	39.758	5.704	30.564	20.805	7.160	43.249	20.541	19.052	13.062	6.999	4.067
			Elapsed	10.029	21.591	39.281	1:19.039	1:24.743	1:55.307	2:16.112	2:23.272	3:06.521	3:27.062	3:46.114	3:59.176	4:06.175	4:10.242
3	1	4:09.551	12:34.631	10.029	11.399	17.402	39.868	5.720	30.620	20.732	7.159	43.280	20.605	19.036	12.778	6.930	3.993
			Elapsed	10.029	21.428	38.830	1:18.698	1:24.418	1:55.038	2:15.770	2:22.929	3:06.209	3:26.814	3:45.850	3:58.628	4:05.558	4:09.551
4	1	8:08.529	20:43.160	9.995	11.503	18.933	43.210	5.723	39.805	53.466	9.535	2:09.493	1:05.845	46.966	34.653	11.948	7.454
			Elapsed	9.995	21.498	40.431	1:23.641	1:29.364	2:09.169	3:02.635	3:12.170	5:21.663	6:27.508	7:14.474	7:49.127	8:01.075	8:08.529
5	1	9:30.606 <b>B</b>	30:13.766	25.707	21.888	37.037	1:55.159	15.290	1:28.387	42.060	11.093	1:19.826	46.802	47.249	22.537		
			Elapsed	25.707	47.595	1:24.632	3:19.791	3:35.081	5:03.468	5:45.528	5:56.621	7:16.447	8:03.249	8:50.498	9:13.035		9:30.606
6	2	6:11.670	36:25.436	2:07.134	12.924	18.422	40.164	5.770	31.116	20.669	7.496	43.411	20.780	19.335	13.019	7.420	4.010
			Elapsed	2:07.134	2:20.058	2:38.480	3:18.644	3:24.414	3:55.530	4:16.199	4:23.695	5:07.106	5:27.886	5:47.221	6:00.240	6:07.660	6:11.670
7	2	4:40.763	41:06.199	9.980	11.830	17.660	39.733	5.730	30.613	20.673	7.155	43.053	20.546	21.927	34.522	10.090	7.251
			Elapsed	9.980	21.810	39.470	1:19.203	1:24.933	1:55.546	2:16.219	2:23.374	3:06.427	3:26.973	3:48.900	4:23.422	4:33.512	4:40.763
8	2	7:11.356	48:17.555	13.798	12.657	26.255	1:11.062	9.397	54.294	41.891	9.531	1:12.766	38.031	35.137	31.570	9.228	5.739
			Elapsed	13.798	26.455	52.710	2:03.772	2:13.169	3:07.463	3:49.354	3:58.885	5:11.651	5:49.682	6:24.819	6:56.389	7:05.617	7:11.356
9	2	8:01.632	56:19.187	23.775	21.942	37.437	1:47.561	13.527	1:18.005	39.517	8.693	54.462	24.748	33.025	25.524	9.407	4.009
			Elapsed	23.775	45.717	1:23.154	3:10.715	3:24.242	4:42.247	5:21.764	5:30.457	6:24.919	6:49.667	7:22.692	7:48.216	7:57.623	8:01.632
10	2	4:10.139	1:00:29.326	9.846	12.269	17.532	39.404	5.745	30.215	20.101	7.591	43.433	20.337	19.279	12.821	7.432	4.134
			Elapsed	9.846	22.115	39.647	1:19.051	1:24.796	1:55.011	2:15.112	2:22.703	3:06.136	3:26.473	3:45.752	3:58.573	4:06.005	4:10.139



# Ligier European Series

## Le Mans Heat

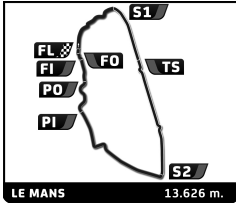
### Race



## Section Analysis

■ Personal Best    
 ■ Session Best    
 ■ Crossing the pit lane

Lap	D	Time	Elapsed	SCL2	Z4	IP1	Z12	SCLC	A7-1	IP2	A8-1	SCLB	PORIN	POROUT	SCL1	FORDOUT	FL
<b>18 VSF Sports</b>				1. Maxime APARICIO				2. Anthony GHIBAUDO				Ligier JS2 R					
1	1	4:35.861	4:35.861	14.142	14.211	20.757	42.888	6.090	32.216	21.974	7.856	45.550	21.541	21.723	14.337	8.309	4.267
			Elapsed	14.142	28.353	49.110	1:31.998	1:38.088	2:10.304	2:32.278	2:40.134	3:25.684	3:47.225	4:08.948	4:23.285	4:31.594	4:35.861
2	1	4:26.393	9:02.254	10.479	12.803	19.594	41.550	6.032	31.900	21.300	7.585	45.624	21.584	21.666	13.884	8.028	4.364
			Elapsed	10.479	23.282	42.876	1:24.426	1:30.458	2:02.358	2:23.658	2:31.243	3:16.867	3:38.451	4:00.117	4:14.001	4:22.029	4:26.393
3	1	4:28.728	13:30.982	10.440	13.132	18.960	41.156	6.047	31.830	21.499	7.772	46.494	22.065	21.399	14.696	8.597	4.641
			Elapsed	10.440	23.572	42.532	1:23.688	1:29.735	2:01.565	2:23.064	2:30.836	3:17.330	3:39.395	4:00.794	4:15.490	4:24.087	4:28.728
4	1	7:34.006	21:04.988	10.924	13.466	19.582	42.585	6.072	32.672	24.461	8.190	2:17.382	56.217	44.244	40.507	8.971	8.733
			Elapsed	10.924	24.390	43.972	1:26.557	1:32.629	2:05.301	2:29.762	2:37.952	4:55.334	5:51.551	6:35.795	7:16.302	7:25.273	7:34.006
5	1	9:27.955 <b>B</b>	30:32.943	28.500	16.987	36.327	1:57.086	16.351	1:27.695	41.209	10.226	1:19.169	42.359	47.285	22.884		9:27.955
			Elapsed	28.500	45.487	1:21.814	3:18.900	3:35.251	5:02.946	5:44.155	5:54.381	7:13.550	7:55.909	8:43.194	9:06.078		
6	2	6:13.083	36:46.026	1:56.707	13.465	19.236	41.789	6.082	32.426	21.711	7.698	45.775	21.781	20.721	14.043	7.442	4.207
			Elapsed	1:56.707	2:10.172	2:29.408	3:11.197	3:17.279	3:49.705	4:11.416	4:19.114	5:04.889	5:26.670	5:47.391	6:01.434	6:08.876	6:13.083
7	2	4:56.140	41:42.166	10.495	11.954	18.659	41.529	6.010	32.435	21.304	7.559	45.438	21.597	27.152	34.752	10.098	7.158
			Elapsed	10.495	22.449	41.108	1:22.637	1:28.647	2:01.082	2:22.386	2:29.945	3:15.383	3:36.980	4:04.132	4:38.884	4:48.982	4:56.140
8	2	6:47.013	48:29.179	21.017	14.214	19.147	47.234	7.682	53.909	41.345	9.634	1:12.845	38.066	36.571	31.072	9.178	5.099
			Elapsed	21.017	35.231	54.378	1:41.612	1:49.294	2:43.203	3:24.548	3:34.182	4:47.027	5:25.093	6:01.664	6:32.736	6:41.914	6:47.013
9	2	7:57.030	56:26.209	23.030	20.425	38.511	1:47.515	14.158	1:18.649	40.288	7.870	52.759	23.034	31.345	25.275	9.916	4.255
			Elapsed	23.030	43.455	1:21.966	3:09.481	3:23.639	4:42.288	5:22.576	5:30.446	6:23.205	6:46.239	7:17.584	7:42.859	7:52.775	7:57.030
10	2	4:24.562	1:00:50.771	10.436	12.475	18.953	41.445	6.012	31.812	21.443	8.319	46.017	21.473	20.875	13.894	7.092	4.316
			Elapsed	10.436	22.911	41.864	1:23.309	1:29.321	2:01.133	2:22.576	2:30.895	3:16.912	3:38.385	3:59.260	4:13.154	4:20.246	4:24.562
<b>19 Trajectus Motorsport</b>				1. Vincent BOUTEILLER				2. Tomas POMPIDOU				Ligier JS P4					
1	1	4:19.500	4:19.500	11.484	13.296	18.633	39.861	5.767	30.459	20.689	7.611	45.387	21.403	20.499	12.811	7.456	4.144
			Elapsed	11.484	24.780	43.413	1:23.274	1:29.041	1:59.500	2:20.189	2:27.800	3:13.187	3:34.590	3:55.089	4:07.900	4:15.356	4:19.500
2	1	4:12.444	8:31.944	10.010	11.963	18.213	39.759	5.804	30.343	20.396	7.700	43.451	20.612	19.692	12.765	7.604	4.132
			Elapsed	10.010	21.973	40.186	1:19.945	1:25.749	1:56.092	2:16.488	2:24.188	3:07.639	3:28.251	3:47.943	4:00.708	4:08.312	4:12.444
3	1	4:12.521	12:44.465	10.003	11.672	17.774	39.607	5.757	30.812	20.671	7.315	43.944	20.517	19.891	13.005	7.352	4.201
			Elapsed	10.003	21.675	39.449	1:19.056	1:24.813	1:55.625	2:16.296	2:23.611	3:07.555	3:28.072	3:47.963	4:00.968	4:08.320	4:12.521
4	1	8:01.507	20:45.972	10.082	11.708	18.716	42.544	5.749	33.136	54.805	8.823	2:10.809	1:04.275	46.612	35.575	10.337	8.336
			Elapsed	10.082	21.790	40.506	1:23.050	1:28.799	2:01.935	2:56.740	3:05.563	5:16.372	6:20.647	7:07.259	7:42.834	7:53.171	8:01.507
5	1	9:29.834 <b>B</b>	30:15.806	25.788	21.384	37.652	1:54.600	15.980	1:27.529	42.894	10.518	1:19.999	45.796	46.818	23.028		9:29.834
			Elapsed	25.788	47.172	1:24.824	3:19.424	3:35.404	5:02.933	5:45.827	5:56.345	7:16.344	8:02.140	8:48.958	9:11.986		
6	2	10:23.105	40:38.911	1:54.595	12.854	18.219	40.591	5.897	31.522	20.658	7.338	43.099	20.705	19.146	12.631	4:31.138	4.712
			Elapsed	1:54.595	2:07.449	2:25.668	3:06.259	3:12.156	3:43.678	4:04.336	4:11.674	4:54.773	5:15.478	5:34.624	5:47.255	10:18.393	10:23.105
7	2	4:59.808 <b>B</b>	45:38.719	10.837	13.158	21.652	42.265	7.115	40.949	22.543	7.637	47.382	22.725	22.252	22.725		4:59.808
			Elapsed	10.837	23.995	45.647	1:27.912	1:35.027	2:15.976	2:38.519	2:46.156	3:33.538	3:56.263	4:18.515	4:41.240		



# Ligier European Series

## Le Mans Heat

### Race



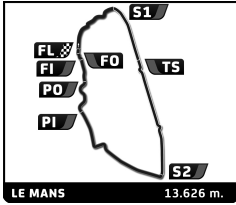
## Section Analysis

Personal Best

Session Best

B Crossing the pit lane

Lap	D	Time	Elapsed	SCL2	Z4	IP1	Z12	SCLC	A7-1	IP2	A8-1	SCLB	PORIN	POROUT	SCL1	FORDOUT	FL	
<b>20</b>		<b>Trajectus Motorsport</b>		<b>1. Gabriel DOYLE-PARFAIT</b>				<b>2. Nickolas ELLIS</b>										Ligier JS P4
1	1	4:18.919	4:18.919	11.902	13.564	18.909	39.423	5.839	30.429	20.710	7.423	45.014	21.116	20.119	13.068	7.308	4.095	
			Elapsed	11.902	25.466	44.375	1:23.798	1:29.637	2:00.066	2:20.776	2:28.199	3:13.213	3:34.329	3:54.448	4:07.516	4:14.824	4:18.919	
2	1	4:12.233	8:31.152	9.935	12.238	18.395	39.545	5.767	30.469	20.579	7.441	43.280	20.544	19.777	13.038	7.104	4.121	
			Elapsed	9.935	22.173	40.568	1:20.113	1:25.880	1:56.349	2:16.928	2:24.369	3:07.649	3:28.193	3:47.970	4:01.008	4:08.112	4:12.233	
3	1	4:13.601	12:44.753	10.011	11.820	17.617	40.798	5.707	30.352	21.055	7.334	43.396	20.940	20.353	12.891	7.097	4.230	
			Elapsed	10.011	21.831	39.448	1:20.246	1:25.953	1:56.305	2:17.360	2:24.694	3:08.090	3:29.030	3:49.383	4:02.274	4:09.371	4:13.601	
4	1	8:01.823	20:46.576	9.979	11.930	19.424	43.115	5.766	32.628	54.870	8.629	2:11.670	1:03.179	46.669	35.435	10.220	8.309	
			Elapsed	9.979	21.909	41.333	1:24.448	1:30.214	2:02.842	2:57.712	3:06.341	5:18.011	6:21.190	7:07.859	7:43.294	7:53.514	8:01.823	
5	1	9:29.911 B	30:16.487	25.820	21.780	37.314	1:54.640	16.013	1:27.902	42.817	10.113	1:20.508	45.139	46.668	23.190			
			Elapsed	25.820	47.600	1:24.914	3:19.554	3:35.567	5:03.469	5:46.286	5:56.399	7:16.907	8:02.046	8:48.714	9:11.904	9:29.911		
6	2	6:11.760	36:28.247	2:03.117	13.489	18.547	40.674	5.920	31.636	20.857	7.552	43.919	20.621	20.535	13.325	7.425	4.143	
			Elapsed	2:03.117	2:16.606	2:35.153	3:15.827	3:21.747	3:53.383	4:14.240	4:21.792	5:05.711	5:26.332	5:46.867	6:00.192	6:07.617	6:11.760	
7	2	4:46.032	41:14.279	9.942	12.387	18.307	40.241	5.710	30.463	23.062	7.309	43.717	20.401	24.597	32.526	10.126	7.244	
			Elapsed	9.942	22.329	40.636	1:20.877	1:26.587	1:57.050	2:20.112	2:27.421	3:11.138	3:31.539	3:56.136	4:28.662	4:38.788	4:46.032	
8	2	7:05.433	48:19.712	22.371	15.362	18.887	1:00.854	9.429	54.056	42.305	9.274	1:12.938	37.921	35.568	31.652	9.166	5.650	
			Elapsed	22.371	37.733	56.620	1:57.474	2:06.903	3:00.959	3:43.264	3:52.538	5:05.476	5:43.397	6:18.965	6:50.617	6:59.783	7:05.433	
9	2	8:01.263	56:20.975	23.577	21.841	37.587	1:47.252	13.769	1:18.949	39.157	8.371	54.368	24.441	32.537	25.405	9.834	4.175	
			Elapsed	23.577	45.418	1:23.005	3:10.257	3:24.026	4:42.975	5:22.132	5:30.503	6:24.871	6:49.312	7:21.849	7:47.254	7:57.088	8:01.263	
10	2	4:14.171	1:00:35.146	10.026	12.795	18.284	40.666	5.775	30.823	20.353	7.328	43.310	20.345	20.145	13.109	7.087	4.125	
			Elapsed	10.026	22.821	41.105	1:21.771	1:27.546	1:58.369	2:18.722	2:26.050	3:09.360	3:29.705	3:49.850	4:02.959	4:10.046	4:14.171	



# Ligier European Series

## Le Mans Heat

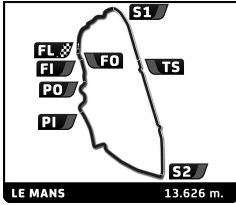
### Race



## Section Analysis

■ Personal Best    
 ■ Session Best    
 ■ Crossing the pit lane

Lap	D	Time	Elapsed	SCL2	Z4	IP1	Z12	SCLC	A7-1	IP2	A8-1	SCLB	PORIN	POROUT	SCL1	FORDOUT	FL	
<b>22</b>		<b>ZOSH Competition</b>		<b>1. Guillaume BRICHARD</b>				<b>2. Michel RENAUVAND</b>										Ligier JS2 R
1	1	4:50.253	4:50.253	16.515	15.554	23.090	44.742	6.180	33.523	22.265	8.881	47.251	21.950	22.623	14.939	8.097	4.643	
			Elapsed	16.515	32.069	55.159	1:39.901	1:46.081	2:19.604	2:41.869	2:50.750	3:38.001	3:59.951	4:22.574	4:37.513	4:45.610	4:50.253	
2	1	4:39.871	9:30.124	10.693	13.038	21.206	43.783	6.142	33.474	22.522	8.268	47.352	22.142	23.510	15.060	8.114	4.567	
			Elapsed	10.693	23.731	44.937	1:28.720	1:34.862	2:08.336	2:30.858	2:39.126	3:26.478	3:48.620	4:12.130	4:27.190	4:35.304	4:39.871	
3	1	4:41.734	14:11.858	10.634	12.953	20.381	43.462	6.211	33.461	22.229	8.368	48.939	24.310	23.267	14.702	8.186	4.631	
			Elapsed	10.634	23.587	43.968	1:27.430	1:33.641	2:07.102	2:29.331	2:37.699	3:26.638	3:50.948	4:14.215	4:28.917	4:37.103	4:41.734	
4	1	7:07.162	21:19.020	10.705	12.891	20.127	43.641	6.188	33.211	22.196	8.430	1:53.401	52.749	43.298	44.762	8.874	6.689	
			Elapsed	10.705	23.596	43.723	1:27.364	1:33.552	2:06.763	2:28.959	2:37.389	4:30.790	5:23.539	6:06.837	6:51.599	7:00.473	7:07.162	
5	1	9:30.348 <b>B</b>	30:49.368	24.913	18.144	35.555	2:03.806	14.345	1:26.280	41.796	9.118	1:15.918	41.962	46.215	23.328			
			Elapsed	24.913	43.057	1:18.612	3:22.418	3:36.763	5:03.043	5:44.839	5:53.957	7:09.875	7:51.837	8:38.052	9:01.380		9:30.348	
6	2	6:29.406	37:18.774	2:00.563	15.289	20.881	43.035	6.249	33.080	21.982	8.249	46.661	22.197	23.459	15.071	8.257	4.433	
			Elapsed	2:00.563	2:15.852	2:36.733	3:19.768	3:26.017	3:59.097	4:21.079	4:29.328	5:15.989	5:38.186	6:01.645	6:16.716	6:24.973	6:29.406	
7	2	4:53.009	42:11.783	10.561	13.357	20.101	42.575	6.192	32.873	21.991	7.961	47.177	22.133	27.271	23.859	10.864	6.094	
			Elapsed	10.561	23.918	44.019	1:26.594	1:32.786	2:05.659	2:27.650	2:35.611	3:22.788	3:44.921	4:12.192	4:36.051	4:46.915	4:53.009	
8	2	6:32.417	48:44.200	19.990	15.243	20.687	46.630	6.201	37.102	42.321	8.827	1:10.533	38.766	44.438	28.345	8.821	4.513	
			Elapsed	19.990	35.233	55.920	1:42.550	1:48.751	2:25.853	3:08.174	3:17.001	4:27.534	5:06.300	5:50.738	6:19.083	6:27.904	6:32.417	
9	2	7:51.448	56:35.648	20.122	22.712	37.650	1:47.541	16.243	1:15.324	44.431	8.834	50.730	22.129	25.572	27.589	8.135	4.436	
			Elapsed	20.122	42.834	1:20.484	3:08.025	3:24.268	4:39.592	5:24.023	5:32.857	6:23.587	6:45.716	7:11.288	7:38.877	7:47.012	7:51.448	
10	2	4:33.272	1:01:08.920	10.497	13.107	19.793	42.194	6.059	32.129	21.888	8.156	47.794	21.974	22.726	14.355	8.056	4.544	
			Elapsed	10.497	23.604	43.397	1:25.591	1:31.650	2:03.779	2:25.667	2:33.823	3:21.617	3:43.591	4:06.317	4:20.672	4:28.728	4:33.272	



# Ligier European Series

## Le Mans Heat

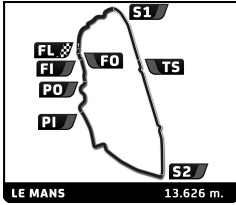
### Race



## Section Analysis

■ Personal Best    
 ■ Session Best    
 ■ Crossing the pit lane

Lap	D	Time	Elapsed	SCL2	Z4	IP1	Z12	SCLC	A7-1	IP2	A8-1	SCLB	PORIN	POROUT	SCL1	FORDOUT	FL	
<b>23</b>		<b>ZOSH Competition</b>																
		<b>1. Gilles BOUVART</b>																
		Ligier JS2 R																
1	1	5:15.948	5:15.948	19.873	15.327	23.308	47.329	6.320	34.973	24.353	8.956	51.589	24.531	28.275	16.825	9.447	4.842	
			Elapsed	19.873	35.200	58.508	1:45.837	1:52.157	2:27.130	2:51.483	3:00.439	3:52.028	4:16.559	4:44.834	5:01.659	5:11.106	5:15.948	
2	1	5:09.232	10:25.180	11.303	14.636	23.815	46.636	6.326	36.678	25.167	9.049	53.194	24.866	27.502	16.124	9.185	4.751	
			Elapsed	11.303	25.939	49.754	1:36.390	1:42.716	2:19.394	2:44.561	2:53.610	3:46.804	4:11.670	4:39.172	4:55.296	5:04.481	5:09.232	
3	1	5:21.257	15:46.437	11.215	14.420	23.176	46.736	6.296	35.516	28.904	9.641	57.617	27.723	29.097	16.690	9.333	4.893	
			Elapsed	11.215	25.635	48.811	1:35.547	1:41.843	2:17.359	2:46.263	2:55.904	3:53.521	4:21.244	4:50.341	5:07.031	5:16.364	5:21.257	
4	1	5:36.254	21:22.691	11.399	15.080	23.168	51.161	6.540	38.519	29.388	9.223	57.744	26.083	27.226	25.476	9.146	6.101	
			Elapsed	11.399	26.479	49.647	1:40.808	1:47.348	2:25.867	2:55.255	3:04.478	4:02.222	4:28.305	4:55.531	5:21.007	5:30.153	5:36.254	
5	1	9:33.012 <b>B</b>	30:55.703	24.968	17.778	36.011	2:04.442	13.060	1:27.205	42.017	9.524	1:13.442	42.077	46.457	24.779			
			Elapsed	24.968	42.746	1:18.757	3:23.199	3:36.259	5:03.464	5:45.481	5:55.005	7:08.447	7:50.524	8:36.981	9:01.760	9:33.012		
6	1	6:45.672	37:41.375	1:56.845	15.006	22.122	45.356	6.397	34.733	23.537	8.771	50.223	23.410	26.357	17.143	11.015	4.757	
			Elapsed	1:56.845	2:11.851	2:33.973	3:19.329	3:25.726	4:00.459	4:23.996	4:32.767	5:22.990	5:46.400	6:12.757	6:29.900	6:40.915	6:45.672	
7	1	5:11.909	42:53.284	11.238	14.004	22.724	45.926	6.231	34.396	23.405	8.710	51.940	24.447	35.783	19.292	9.082	4.731	
			Elapsed	11.238	25.242	47.966	1:33.892	1:40.123	2:14.519	2:37.924	2:46.634	3:38.574	4:03.021	4:38.804	4:58.096	5:07.178	5:11.909	
8	1	5:58.073	48:51.357	11.259	14.153	22.495	45.323	6.268	34.727	24.197	8.846	1:03.859	37.542	47.560	27.813	9.229	4.802	
			Elapsed	11.259	25.412	47.907	1:33.230	1:39.498	2:14.225	2:38.422	2:47.268	3:51.127	4:28.669	5:16.229	5:44.042	5:53.271	5:58.073	
9	1	7:50.190	56:41.547	19.639	21.332	37.200	1:47.734	16.372	1:15.562	44.787	9.177	52.251	23.076	26.543	22.797	8.984	4.736	
			Elapsed	19.639	40.971	1:18.171	3:05.905	3:22.277	4:37.839	5:22.626	5:31.803	6:24.054	6:47.130	7:13.673	7:36.470	7:45.454	7:50.190	
10	1	5:02.181	1:01:43.728	11.009	13.987	22.035	44.964	6.280	34.773	24.508	8.672	53.343	24.025	27.347	16.679	9.540	5.019	
			Elapsed	11.009	24.996	47.031	1:31.995	1:38.275	2:13.048	2:37.556	2:46.228	3:39.571	4:03.596	4:30.943	4:47.622	4:57.162	5:02.181	



# Ligier European Series

## Le Mans Heat

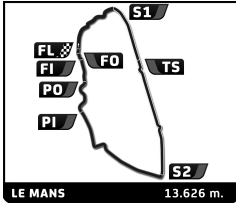
### Race



## Section Analysis

■ Personal Best    
 ■ Session Best    
 ■ Crossing the pit lane

Lap	D	Time	Elapsed	SCL2	Z4	IP1	Z12	SCLC	A7-1	IP2	A8-1	SCLB	PORIN	POROUT	SCL1	FORDOUT	FL
<b>28</b>		<b>Pegasus Racing</b>		<b>1.Christophe WEBER</b>													<b>Ligier JS2 R</b>
1	1	4:49.410	4:49.410	16.148	15.519	23.219	43.513	6.414	33.607	22.139	8.159	47.847	22.168	23.315	14.726	8.096	4.540
			Elapsed	16.148	31.667	54.886	1:38.399	1:44.813	2:18.420	2:40.559	2:48.718	3:36.565	3:58.733	4:22.048	4:36.774	4:44.870	4:49.410
2	1	4:39.592	9:29.002	10.920	13.530	21.052	43.348	6.119	33.826	22.335	8.127	47.396	22.367	23.478	14.476	8.083	4.535
			Elapsed	10.920	24.450	45.502	1:28.850	1:34.969	2:08.795	2:31.130	2:39.257	3:26.653	3:49.020	4:12.498	4:26.974	4:35.057	4:39.592
3	1	4:39.592	14:08.594	10.846	13.283	20.421	42.895	6.152	33.744	22.482	8.059	47.971	22.943	23.545	14.531	8.180	4.540
			Elapsed	10.846	24.129	44.550	1:27.445	1:33.597	2:07.341	2:29.823	2:37.882	3:25.853	3:48.796	4:12.341	4:26.872	4:35.052	4:39.592
4	1	7:09.474	21:18.068	10.781	13.301	20.515	43.144	6.131	33.792	22.472	8.537	1:54.027	53.227	43.453	44.185	8.979	6.930
			Elapsed	10.781	24.082	44.597	1:27.741	1:33.872	2:07.664	2:30.136	2:38.673	4:32.700	5:25.927	6:09.380	6:53.565	7:02.544	7:09.474
5	1	9:29.099 <b>B</b>	30:47.167	25.033	18.452	35.243	2:03.161	14.585	1:26.239	41.397	9.529	1:16.103	42.014	46.597	22.573		
			Elapsed	25.033	43.485	1:18.728	3:21.889	3:36.474	5:02.713	5:44.110	5:53.639	7:09.742	7:51.756	8:38.353	9:00.926		9:29.099
6	1	6:30.801	37:17.968	2:00.447	15.191	20.804	43.079	6.226	33.327	22.076	8.368	47.320	22.355	24.159	14.638	8.304	4.507
			Elapsed	2:00.447	2:15.638	2:36.442	3:19.521	3:25.747	3:59.074	4:21.150	4:29.518	5:16.838	5:39.193	6:03.352	6:17.990	6:26.294	6:30.801
7	1	4:55.888	42:13.856	10.766	13.061	20.282	43.624	6.176	33.211	22.487	8.127	53.636	23.415	26.740	17.414	11.441	5.508
			Elapsed	10.766	23.827	44.109	1:27.733	1:33.909	2:07.120	2:29.607	2:37.734	3:31.370	3:54.785	4:21.525	4:38.939	4:50.380	4:55.888
8	1	6:33.389	48:47.245	20.005	16.708	24.068	46.649	6.357	34.671	40.900	8.609	1:09.304	38.923	45.921	27.697	8.853	4.724
			Elapsed	20.005	36.713	1:00.781	1:47.430	1:53.787	2:28.458	3:09.358	3:17.967	4:27.271	5:06.194	5:52.115	6:19.812	6:28.665	6:33.389
9	1	7:51.175	56:38.420	19.820	22.659	36.865	1:47.320	16.953	1:14.798	44.619	8.643	51.147	22.535	25.218	27.391	8.579	4.628
			Elapsed	19.820	42.479	1:19.344	3:06.664	3:23.617	4:38.415	5:23.034	5:31.677	6:22.824	6:45.359	7:10.577	7:37.968	7:46.547	7:51.175
10	1	4:40.803	1:01:19.223	10.893	13.602	20.864	43.805	6.249	33.584	22.224	8.371	47.552	22.329	24.071	14.453	8.221	4.585
			Elapsed	10.893	24.495	45.359	1:29.164	1:35.413	2:08.997	2:31.221	2:39.592	3:27.144	3:49.473	4:13.544	4:27.997	4:36.218	4:40.803



# Ligier European Series

## Le Mans Heat

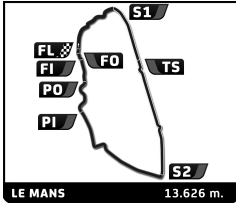
### Race



## Section Analysis

■ Personal Best    
 ■ Session Best    
 ■ Crossing the pit lane

Lap	D	Time	Elapsed	SCL2	Z4	IP1	Z12	SCLC	A7-1	IP2	A8-1	SCLB	PORIN	POROUT	SCL1	FORDOUT	FL
<b>29</b>		<b>Pegasus Racing</b>		<b>1. Jordan MEYER</b>				<b>2. Kasparas VINGILIS</b>				<b>Ligier JS2 R</b>					
1	1	4:39.539	4:39.539	14.551	14.689	21.127	43.647	6.074	32.655	21.596	7.948	47.365	21.421	22.507	13.844	7.815	4.300
			Elapsed	14.551	29.240	50.367	1:34.014	1:40.088	2:12.743	2:34.339	2:42.287	3:29.652	3:51.073	4:13.580	4:27.424	4:35.239	4:39.539
2	1	4:24.830	9:04.369	10.382	12.826	19.083	41.382	5.965	31.773	21.568	7.579	45.778	21.563	21.551	13.655	7.507	4.218
			Elapsed	10.382	23.208	42.291	1:23.673	1:29.638	2:01.411	2:22.979	2:30.558	3:16.336	3:37.899	3:59.450	4:13.105	4:20.612	4:24.830
3	1	4:28.571	13:32.940	10.342	12.723	19.093	41.217	5.960	31.869	21.374	7.647	46.390	22.128	21.684	14.611	8.669	4.864
			Elapsed	10.342	23.065	42.158	1:23.375	1:29.335	2:01.204	2:22.578	2:30.225	3:16.615	3:38.743	4:00.427	4:15.038	4:23.707	4:28.571
4	1	7:36.255	21:09.195	11.729	13.051	19.558	42.503	6.023	32.496	24.920	8.103	2:18.525	56.845	42.583	42.383	8.620	8.916
			Elapsed	11.729	24.780	44.338	1:26.841	1:32.864	2:05.360	2:30.280	2:38.383	4:56.908	5:53.753	6:36.336	7:18.719	7:27.339	7:36.255
5	1	9:26.472 <b>B</b>	30:35.667	27.200	16.767	36.560	1:57.831	17.214	1:26.821	41.938	9.131	1:18.257	42.792	46.534	22.768		
			Elapsed	27.200	43.967	1:20.527	3:18.358	3:35.572	5:02.393	5:44.331	5:53.462	7:11.719	7:54.511	8:41.045	9:03.813		9:26.472
6	2	6:28.141	37:03.808	2:07.783	13.763	20.325	42.057	6.034	32.272	21.687	7.794	45.870	22.241	21.971	14.126	7.907	4.311
			Elapsed	2:07.783	2:21.546	2:41.871	3:23.928	3:29.962	4:02.234	4:23.921	4:31.715	5:17.585	5:39.826	6:01.797	6:15.923	6:23.830	6:28.141
7	2	4:58.139	42:01.947	10.540	12.682	19.722	42.170	5.971	32.254	21.764	7.701	45.487	21.839	25.733	34.858	10.228	7.190
			Elapsed	10.540	23.222	42.944	1:25.114	1:31.085	2:03.339	2:25.103	2:32.804	3:18.291	3:40.130	4:05.863	4:40.721	4:50.949	4:58.139
8	2	6:36.037	48:37.984	24.444	14.221	20.661	45.053	6.148	40.109	41.878	9.298	1:11.536	38.924	38.929	31.380	8.946	4.510
			Elapsed	24.444	38.665	59.326	1:44.379	1:50.527	2:30.636	3:12.514	3:21.812	4:33.348	5:12.272	5:51.201	6:22.581	6:31.527	6:36.037
9	2	7:53.347	56:31.331	21.150	21.214	38.691	1:47.693	14.360	1:16.906	43.500	8.529	52.497	22.418	26.657	26.221	9.204	4.307
			Elapsed	21.150	42.364	1:21.055	3:08.748	3:23.108	4:40.014	5:23.514	5:32.043	6:24.540	6:46.958	7:13.615	7:39.836	7:49.040	7:53.347
10	2	4:25.673	1:00:57.004	10.370	12.551	19.737	41.450	5.953	31.734	21.420	7.745	45.501	21.664	21.911	13.936	7.479	4.222
			Elapsed	10.370	22.921	42.658	1:24.108	1:30.061	2:01.795	2:23.215	2:30.960	3:16.461	3:38.125	4:00.036	4:13.972	4:21.451	4:25.673
<b>33</b>		<b>Petrogold</b>		<b>1. Daniel NOGALES</b>				<b>2. Scott MARSH</b>				<b>Ligier JS P4</b>					
1	1	4:17.433	4:17.433	11.245	13.277	18.465	39.815	5.733	30.486	20.661	7.520	44.901	20.779	19.729	13.351	7.280	4.191
			Elapsed	11.245	24.522	42.987	1:22.802	1:28.535	1:59.021	2:19.682	2:27.202	3:12.103	3:32.882	3:52.611	4:05.962	4:13.242	4:17.433
2	1	5:11.563	9:28.996	10.104	11.930	18.142	39.735	5.717	40.072	1:07.278	7.470	44.386	20.789	19.845	13.835	8.028	4.232
			Elapsed	10.104	22.034	40.176	1:19.911	1:25.628	2:05.700	3:12.978	3:20.448	4:04.834	4:25.623	4:45.468	4:59.303	5:07.331	5:11.563



# Ligier European Series

## Le Mans Heat

### Race

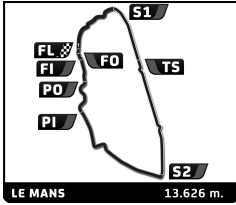


## Section Analysis

■ Personal Best    
 ■ Session Best    
 ■ Crossing the pit lane

Lap	D	Time	Elapsed	SCL2	Z4	IP1	Z12	SCLC	A7-1	IP2	A8-1	SCLB	PORIN	POROUT	SCL1	FORDOUT	FL
<b>35</b>		<b>Veloso Motorsport</b>	<b>1. José MARREIROS</b>														Ligier JS2 R
1	1	4:37.599	4:37.599	14.303	14.273	20.811	43.170	6.091	32.427	21.938	8.408	47.560	21.788	21.092	13.726	7.743	4.269
			Elapsed	14.303	28.576	49.387	1:32.557	1:38.648	2:11.075	2:33.013	2:41.421	3:28.981	3:50.769	4:11.861	4:25.587	4:33.330	4:37.599
2	1	4:25.187	9:02.786	10.432	12.598	19.297	41.832	6.101	31.698	21.376	7.402	45.685	21.647	20.918	14.022	7.925	4.254
			Elapsed	10.432	23.030	42.327	1:24.159	1:30.260	2:01.958	2:23.334	2:30.736	3:16.421	3:38.068	3:58.986	4:13.008	4:20.933	4:25.187
3	1	4:28.810	13:31.596	10.419	12.799	19.330	41.143	6.007	31.799	21.518	7.680	46.520	22.197	21.147	14.800	8.806	4.645
			Elapsed	10.419	23.218	42.548	1:23.691	1:29.698	2:01.497	2:23.015	2:30.695	3:17.215	3:39.412	4:00.559	4:15.359	4:24.165	4:28.810
4	1	7:35.070	21:06.666	11.006	13.536	19.696	42.395	6.115	32.495	24.681	8.141	2:17.977	56.340	43.848	41.077	8.614	9.149
			Elapsed	11.006	24.542	44.238	1:26.633	1:32.748	2:05.243	2:29.924	2:38.065	4:56.042	5:52.382	6:36.230	7:17.307	7:25.921	7:35.070
5	1	9:27.461 <b>B</b>	30:34.127	27.951	16.766	36.748	1:57.025	16.136	1:27.863	41.242	9.843	1:19.377	42.282	47.227	22.461		
			Elapsed	27.951	44.717	1:21.465	3:18.490	3:34.626	5:02.489	5:43.731	5:53.574	7:12.951	7:55.233	8:42.460	9:04.921		9:27.461
6	1	6:15.339	36:49.466	1:59.078	13.377	18.883	42.113	6.147	31.940	21.501	7.680	46.272	21.738	20.932	14.012	7.363	4.303
			Elapsed	1:59.078	2:12.455	2:31.338	3:13.451	3:19.598	3:51.538	4:13.039	4:20.719	5:06.991	5:28.729	5:49.661	6:03.673	6:11.036	6:15.339
7	1	4:54.011	41:43.477	10.497	12.814	18.830	41.231	6.098	31.695	21.403	7.433	45.690	21.467	25.195	34.754	9.919	6.985
			Elapsed	10.497	23.311	42.141	1:23.372	1:29.470	2:01.165	2:22.568	2:30.001	3:15.691	3:37.158	4:02.353	4:37.107	4:47.026	4:54.011
8	1	6:47.542	48:31.019	21.375	13.917	19.703	47.040	7.366	54.283	41.550	9.455	1:12.546	38.639	36.786	31.457	8.293	5.132
			Elapsed	21.375	35.292	54.995	1:42.035	1:49.401	2:43.684	3:25.234	3:34.689	4:47.235	5:25.874	6:02.660	6:34.117	6:42.410	6:47.542
9	1	7:56.388	56:27.407	23.342	20.089	38.608	1:47.364	14.823	1:17.860	41.220	8.017	51.876	22.925	30.823	25.166	10.030	4.245
			Elapsed	23.342	43.431	1:22.039	3:09.403	3:24.226	4:42.086	5:23.306	5:31.323	6:23.199	6:46.124	7:16.947	7:42.113	7:52.143	7:56.388

Lap	D	Time	Elapsed	SCL2	Z4	IP1	Z12	SCLC	A7-1	IP2	A8-1	SCLB	PORIN	POROUT	SCL1	FORDOUT	FL
<b>41</b>		<b>VSF Sports</b>	<b>1. Daniel DALLAKYAN      2. Antonin BERNARD</b>														Ligier JS2 R
1	2	4:32.350	4:32.350	13.560	14.377	20.665	42.270	6.012	31.720	21.274	7.848	45.273	21.656	21.198	13.910	8.309	4.278
			Elapsed	13.560	27.937	48.602	1:30.872	1:36.884	2:08.604	2:29.878	2:37.726	3:22.999	3:44.655	4:05.853	4:19.763	4:28.072	4:32.350
2	2	4:21.563	8:53.913	10.448	12.680	19.005	40.926	6.010	31.543	21.322	7.380	44.911	21.574	20.460	13.689	7.288	4.327
			Elapsed	10.448	23.128	42.133	1:23.059	1:29.069	2:00.612	2:21.934	2:29.314	3:14.225	3:35.799	3:56.259	4:09.948	4:17.236	4:21.563
3	2	4:22.433	13:16.346	10.491	11.930	18.532	41.141	6.069	31.758	21.425	7.810	45.616	21.726	20.628	13.246	7.664	4.397
			Elapsed	10.491	22.421	40.953	1:22.094	1:28.163	1:59.921	2:21.346	2:29.156	3:14.772	3:36.498	3:57.126	4:10.372	4:18.036	4:22.433
4	2	7:40.830	20:57.176	13.479	15.087	19.565	45.049	6.071	32.170	26.355	8.427	2:12.737	59.532	46.490	36.284	10.386	9.198
			Elapsed	13.479	28.566	48.131	1:33.180	1:39.251	2:11.421	2:37.776	2:46.203	4:58.940	5:58.472	6:44.962	7:21.246	7:31.632	7:40.830
5	2	9:28.603 <b>B</b>	30:25.779	24.857	21.440	35.946	1:56.085	16.275	1:26.927	42.345	11.448	1:19.026	43.850	47.230	22.955		
			Elapsed	24.857	46.297	1:22.243	3:18.328	3:34.603	5:01.530	5:43.875	5:55.323	7:14.349	7:58.199	8:45.429	9:08.384		9:28.603
6	1	6:15.600	36:41.379	2:01.578	13.740	18.786	41.302	6.066	31.722	21.355	7.652	45.058	21.321	21.161	14.081	7.540	4.238
			Elapsed	2:01.578	2:15.318	2:34.104	3:15.406	3:21.472	3:53.194	4:14.549	4:22.201	5:07.259	5:28.580	5:49.741	6:03.822	6:11.362	6:15.600
7	1	4:57.277	41:38.656	10.439	12.054	18.669	41.054	6.085	32.117	21.690	7.577	45.567	21.344	28.480	34.680	10.249	7.272
			Elapsed	10.439	22.493	41.162	1:22.216	1:28.301	2:00.418	2:22.108	2:29.685	3:15.252	3:36.596	4:05.076	4:39.756	4:50.005	4:57.277
8	1	6:48.488	48:27.144	18.934	13.215	19.164	51.606	7.628	53.084	41.980	9.565	1:12.908	37.575	36.169	32.068	9.321	5.271
			Elapsed	18.934	32.149	51.313	1:42.919	1:50.547	2:43.631	3:25.611	3:35.176	4:48.084	5:25.659	6:01.828	6:33.896	6:43.217	6:48.488
9	1	7:57.618	56:24.762	22.538	21.145	37.937	1:47.417	14.229	1:18.594	39.707	8.010	53.192	23.359	31.897	25.555	9.805	4.233
			Elapsed	22.538	43.683	1:21.620	3:09.037	3:23.266	4:41.860	5:21.567	5:29.577	6:22.769	6:46.128	7:18.025	7:43.580	7:53.385	7:57.618



# Ligier European Series

## Le Mans Heat

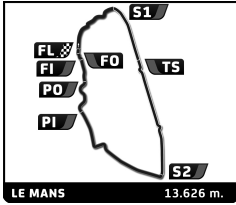
### Race



## Section Analysis

■ Personal Best    
 ■ Session Best    
 ■ Crossing the pit lane

Lap	D	Time	Elapsed	SCL2	Z4	IP1	Z12	SCLC	A7-1	IP2	A8-1	SCLB	PORIN	POROUT	SCL1	FORDOUT	FL	
<b>48</b>		<b>Allay Racing</b>		<b>1 Emil HELLBERG</b>													<b>Ligier JS P4</b>	
1	1	4:27.158	4:27.158	12.521	14.311	20.133	41.176	5.957	31.822	20.742	7.534	45.280	20.846	21.566	13.149	7.974	4.147	
			Elapsed	12.521	26.832	46.965	1:28.141	1:34.098	2:05.920	2:26.662	2:34.196	3:19.476	3:40.322	4:01.888	4:15.037	4:23.011	4:27.158	
2	1	4:15.057	8:42.215	10.119	12.063	18.028	39.962	5.810	30.909	20.662	7.565	44.439	20.804	19.961	12.754	7.715	4.266	
			Elapsed	10.119	22.182	40.210	1:20.172	1:25.982	1:56.891	2:17.553	2:25.118	3:09.557	3:30.361	3:50.322	4:03.076	4:10.791	4:15.057	
3	1	4:13.634	12:55.849	10.145	12.093	17.924	40.065	5.785	30.933	20.625	7.367	43.813	20.726	19.740	12.920	7.332	4.166	
			Elapsed	10.145	22.238	40.162	1:20.227	1:26.012	1:56.945	2:17.570	2:24.937	3:08.750	3:29.476	3:49.216	4:02.136	4:09.468	4:13.634	
4	1	7:56.800	20:52.649	10.086	12.027	18.464	43.161	5.922	33.216	48.063	8.814	2:14.406	1:01.259	46.495	35.972	9.875	9.040	
			Elapsed	10.086	22.113	40.577	1:23.738	1:29.660	2:02.876	2:50.939	2:59.753	5:14.159	6:15.418	7:01.913	7:37.885	7:47.760	7:56.800	
5	1	9:30.395 <b>B</b>	30:23.044	26.258	21.212	35.708	1:54.551	16.565	1:27.748	42.254	10.225	1:21.018	44.165	46.418	23.691			
			Elapsed	26.258	47.470	1:23.178	3:17.729	3:34.294	5:02.042	5:44.296	5:54.521	7:15.539	7:59.704	8:46.122	9:09.813	9:30.395		
6	1	6:27.354	36:50.398	2:17.568	13.425	19.600	41.312	5.765	31.357	20.497	7.415	44.486	20.660	20.197	13.346	7.545	4.181	
			Elapsed	2:17.568	2:30.993	2:50.593	3:31.905	3:37.670	4:09.027	4:29.524	4:36.939	5:21.425	5:42.085	6:02.282	6:15.628	6:23.173	6:27.354	
7	1	4:49.468	41:39.866	10.011	12.308	17.949	39.883	5.722	30.992	20.482	7.308	43.771	20.482	27.834	35.343	10.228	7.155	
			Elapsed	10.011	22.319	40.268	1:20.151	1:25.873	1:56.865	2:17.347	2:24.655	3:08.426	3:28.908	3:56.742	4:32.085	4:42.313	4:49.468	
8	1	6:48.086	48:27.952	22.294	13.840	18.967	47.538	7.606	53.470	41.642	9.462	1:12.914	37.981	36.051	31.883	9.175	5.263	
			Elapsed	22.294	36.134	55.101	1:42.639	1:50.245	2:43.715	3:25.357	3:34.819	4:47.733	5:25.714	6:01.765	6:33.648	6:42.823	6:48.086	
9	1	7:57.346	56:25.298	22.901	20.564	38.122	1:47.464	14.100	1:18.464	40.051	8.134	53.087	23.131	31.610	25.518	10.023	4.177	
			Elapsed	22.901	43.465	1:21.587	3:09.051	3:23.151	4:41.615	5:21.666	5:29.800	6:22.887	6:46.018	7:17.628	7:43.146	7:53.169	7:57.346	
10	1	4:37.007	1:01:02.305	9.946	12.676	19.202	41.367	5.844	31.159	20.631	16.975	51.521	21.355	20.786	13.453	7.896	4.196	
			Elapsed	9.946	22.622	41.824	1:23.191	1:29.035	2:00.194	2:20.825	2:37.800	3:29.321	3:50.676	4:11.462	4:24.915	4:32.811	4:37.007	



# Ligier European Series

## Le Mans Heat

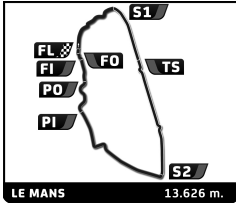
### Race



## Section Analysis

■ Personal Best    
 ■ Session Best    
 ■ Crossing the pit lane

Lap	D	Time	Elapsed	SCL2	Z4	IP1	Z12	SCLC	A7-1	IP2	A8-1	SCLB	PORIN	POROUT	SCL1	FORDOUT	FL
<b>50</b>		<b>Les Deux Arbres</b>		<b>1. Jeremy LOISEL</b>													<b>Ligier JS P4</b>
1	1	4:35.020	4:35.020	12.651	14.785	20.550	42.047	5.867	31.790	21.023	7.973	46.194	22.544	22.677	14.243	8.298	4.378
			Elapsed	12.651	27.436	47.986	1:30.033	1:35.900	2:07.690	2:28.713	2:36.686	3:22.880	3:45.424	4:08.101	4:22.344	4:30.642	4:35.020
2	1	4:26.973	9:01.993	10.246	12.711	19.546	41.083	5.771	31.998	21.478	8.141	46.344	21.274	22.133	13.929	7.998	4.321
			Elapsed	10.246	22.957	42.503	1:23.586	1:29.357	2:01.355	2:22.833	2:30.974	3:17.318	3:38.592	4:00.725	4:14.654	4:22.652	4:26.973
3	1	4:26.619	13:28.612	10.083	12.695	19.172	41.108	5.795	32.136	21.017	8.058	45.843	21.903	22.005	14.284	8.233	4.287
			Elapsed	10.083	22.778	41.950	1:23.058	1:28.853	2:00.989	2:22.006	2:30.064	3:15.907	3:37.810	3:59.815	4:14.099	4:22.332	4:26.619
4	1	7:32.981	21:01.593	10.218	12.588	19.285	41.548	5.769	32.544	26.425	8.485	2:15.336	58.275	44.976	39.572	8.773	9.187
			Elapsed	10.218	22.806	42.091	1:23.639	1:29.408	2:01.952	2:28.377	2:36.862	4:52.198	5:50.473	6:35.449	7:15.021	7:23.794	7:32.981
5	1	9:26.486 <b>B</b>	30:28.079	25.933	19.002	37.013	1:56.097	16.551	1:27.628	41.551	10.368	1:19.317	43.372	47.492	21.917		
			Elapsed	25.933	44.935	1:21.948	3:18.045	3:34.596	5:02.224	5:43.775	5:54.143	7:13.460	7:56.832	8:44.324	9:06.241		9:26.486
6	1	6:28.686	36:56.765	2:10.780	14.262	19.968	41.523	5.895	32.098	20.942	7.940	45.712	21.513	21.627	14.193	7.866	4.367
			Elapsed	2:10.780	2:25.042	2:45.010	3:26.533	3:32.428	4:04.526	4:25.468	4:33.408	5:19.120	5:40.633	6:02.260	6:16.453	6:24.319	6:28.686
7	1	4:49.400	41:46.165	10.158	12.638	18.803	41.565	5.800	31.361	21.120	8.111	45.570	21.753	23.043	33.247	9.530	6.701
			Elapsed	10.158	22.796	41.599	1:23.164	1:28.964	2:00.325	2:21.445	2:29.556	3:15.126	3:36.879	3:59.922	4:33.169	4:42.699	4:49.400
8	1	6:46.621	48:32.786	20.306	14.195	19.793	46.534	6.923	54.754	42.046	9.012	1:12.699	38.457	37.428	31.439	8.303	4.732
			Elapsed	20.306	34.501	54.294	1:40.828	1:47.751	2:42.505	3:24.551	3:33.563	4:46.262	5:24.719	6:02.147	6:33.586	6:41.889	6:46.621
9	1	7:56.261	56:29.047	23.271	20.738	38.630	1:46.707	14.907	1:17.530	41.927	8.551	51.333	22.383	30.292	25.851	9.778	4.363
			Elapsed	23.271	44.009	1:22.639	3:09.346	3:24.253	4:41.783	5:23.710	5:32.261	6:23.594	6:45.977	7:16.269	7:42.120	7:51.898	7:56.261
10	1	4:23.748	1:00:52.795	10.235	12.907	18.957	40.842	5.780	31.315	20.887	8.035	45.999	21.146	21.453	13.996	7.827	4.369
			Elapsed	10.235	23.142	42.099	1:22.941	1:28.721	2:00.036	2:20.923	2:28.958	3:14.957	3:36.103	3:57.556	4:11.552	4:19.379	4:23.748



# Ligier European Series

## Le Mans Heat

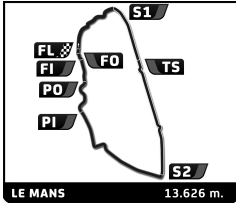
### Race



## Section Analysis

■ Personal Best    
 ■ Session Best    
 ■ Crossing the pit lane

Lap	D	Time	Elapsed	SCL2	Z4	IP1	Z12	SCLC	A7-1	IP2	A8-1	SCLB	PORIN	POROUT	SCL1	FORDOUT	FL
<b>51</b>	<b>ZOSH Competition</b>			<b>1.Paul ALBERTO</b>				<b>2.Maxence CHATELLIER</b>				<b>Ligier JS2 R</b>					
1	1	4:35.230	4:35.230	18.229	13.765	19.621	42.276	6.232	32.021	21.303	8.186	45.042	21.370	21.095	13.817	7.929	4.344
			Elapsed	18.229	31.994	51.615	1:33.891	1:40.123	2:12.144	2:33.447	2:41.633	3:26.675	3:48.045	4:09.140	4:22.957	4:30.886	4:35.230
2	1	<span style="background-color: green;">4:22.910</span>	8:58.140	10.446	12.494	18.682	40.996	6.040	31.856	21.473	7.630	45.453	21.813	21.129	13.431	<span style="background-color: green;">7.192</span>	4.275
			Elapsed	10.446	22.940	41.622	1:22.618	1:28.658	2:00.514	2:21.987	2:29.617	3:15.070	3:36.883	3:58.012	4:11.443	4:18.635	4:22.910
3	1	4:20.879	13:19.019	10.480	<span style="background-color: green;">11.801</span>	<span style="background-color: green;">18.483</span>	<span style="background-color: green;">40.750</span>	6.006	32.307	<span style="background-color: green;">21.016</span>	<span style="background-color: green;">7.479</span>	45.354	21.490	<span style="background-color: green;">20.421</span>	13.491	7.503	4.298
			Elapsed	10.480	22.281	40.764	1:21.514	1:27.520	1:59.827	2:20.843	2:28.322	3:13.676	3:35.166	3:55.587	4:09.078	4:16.581	4:20.879
4	1	7:40.886	20:59.905	13.172	14.857	18.950	44.782	<span style="background-color: green;">5.996</span>	32.286	26.684	8.515	2:13.785	58.739	45.884	38.445	8.586	10.205
			Elapsed	13.172	28.029	46.979	1:31.761	1:37.757	2:10.043	2:36.727	2:45.242	4:59.027	5:57.766	6:43.650	7:22.095	7:30.681	7:40.886
5	1	9:26.821 <b>B</b>	30:26.726	24.849	20.151	36.322	1:56.030	16.667	1:27.472	42.472	10.161	1:19.105	43.860	47.420	21.878		
			Elapsed	24.849	45.000	1:21.322	3:17.352	3:34.019	5:01.491	5:43.963	5:54.124	7:13.229	7:57.089	8:44.509	9:06.387		9:26.821
6	2	6:25.193	36:51.919	2:10.433	13.394	19.348	41.340	6.059	<span style="background-color: green;">31.611</span>	21.488	7.665	45.759	21.528	21.133	13.790	7.430	<span style="background-color: green;">4.215</span>
			Elapsed	2:10.433	2:23.827	2:43.175	3:24.515	3:30.574	4:02.185	4:23.673	4:31.338	5:17.097	5:38.625	5:59.758	6:13.548	6:20.978	6:25.193
7	2	4:52.759	41:44.678	10.393	12.571	18.819	40.846	6.001	31.644	21.528	7.505	<span style="background-color: green;">44.917</span>	21.338	26.400	35.264	9.177	6.356
			Elapsed	10.393	22.964	41.783	1:22.629	1:28.630	2:00.274	2:21.802	2:29.307	3:14.224	3:35.562	4:01.962	4:37.226	4:46.403	4:52.759
8	2	6:47.133	48:31.811	20.777	14.169	19.400	47.101	7.312	54.383	41.868	9.264	1:12.497	38.633	36.808	32.208	7.713	5.000
			Elapsed	20.777	34.946	54.346	1:41.447	1:48.759	2:43.142	3:25.010	3:34.274	4:46.771	5:25.404	6:02.212	6:34.420	6:42.133	6:47.133
9	2	7:56.273	56:28.084	23.461	20.409	38.607	1:47.283	14.495	1:17.753	41.967	8.156	51.273	22.846	30.437	25.488	9.858	4.240
			Elapsed	23.461	43.870	1:22.477	3:09.760	3:24.255	4:42.008	5:23.975	5:32.131	6:23.404	6:46.250	7:16.687	7:42.175	7:52.033	7:56.273
10	2	4:25.547	1:00:53.631	<span style="background-color: green;">10.315</span>	12.827	19.011	41.214	6.139	31.860	21.118	8.168	45.891	<span style="background-color: green;">21.016</span>	22.543	<span style="background-color: green;">13.407</span>	7.458	4.580
			Elapsed	10.315	23.142	42.153	1:23.367	1:29.506	2:01.366	2:22.484	2:30.652	3:16.543	3:37.559	4:00.102	4:13.509	4:20.967	4:25.547



# Ligier European Series

## Le Mans Heat

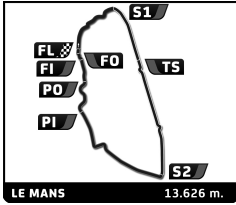
### Race



## Section Analysis

■ Personal Best    
 ■ Session Best    
 ■ Crossing the pit lane

Lap	D	Time	Elapsed	SCL2	Z4	IP1	Z12	SCLC	A7-1	IP2	A8-1	SCLB	PORIN	POROUT	SCL1	FORDOUT	FL	
<b>53</b>		<b>M Racing</b>		<b>1.Natan BIHEL</b>													<b>Ligier JS2 R</b>	
1	1	4:31.810	4:31.810	13.009	14.507	20.930	41.772	5.967	31.811	21.070	7.845	45.447	21.461	21.561	13.836	8.119	4.475	
			Elapsed	13.009	27.516	48.446	1:30.218	1:36.185	2:07.996	2:29.066	2:36.911	3:22.358	3:43.819	4:05.380	4:19.216	4:27.335	4:31.810	
2	1	4:21.016	8:52.826	10.517	12.462	18.617	41.335	5.972	31.648	21.464	7.520	44.715	21.495	20.470	13.414	7.199	4.188	
			Elapsed	10.517	22.979	41.596	1:22.931	1:28.903	2:00.551	2:22.015	2:29.535	3:14.250	3:35.745	3:56.215	4:09.629	4:16.828	4:21.016	
3	1	4:19.993	13:12.819	10.422	11.937	18.527	41.378	6.019	31.311	21.238	7.482	44.600	21.505	20.677	13.463	7.146	4.288	
			Elapsed	10.422	22.359	40.886	1:22.264	1:28.283	1:59.594	2:20.832	2:28.314	3:12.914	3:34.419	3:55.096	4:08.559	4:15.705	4:19.993	
4	1	7:43.380	20:56.199	15.892	14.916	19.617	43.213	6.000	32.327	27.395	8.699	2:13.049	1:00.054	46.611	36.229	10.304	9.074	
			Elapsed	15.892	30.808	50.425	1:33.638	1:39.638	2:11.965	2:39.360	2:48.059	5:01.108	6:01.162	6:47.773	7:24.002	7:34.306	7:43.380	
5	1	9:28.472 <b>B</b>	30:24.671	25.018	21.305	35.961	1:55.585	16.625	1:26.999	42.575	11.169	1:19.246	44.061	47.206	22.938			
			Elapsed	25.018	46.323	1:22.284	3:17.869	3:34.494	5:01.493	5:44.068	5:55.237	7:14.483	7:58.544	8:45.750	9:08.688	9:28.472		
6	1	6:10.103	36:34.774	1:57.953	13.042	18.827	41.439	6.084	31.243	21.032	7.452	44.680	21.509	21.188	13.943	7.502	4.209	
			Elapsed	1:57.953	2:10.995	2:29.822	3:11.261	3:17.345	3:48.588	4:09.620	4:17.072	5:01.752	5:23.261	5:44.449	5:58.392	6:05.894	6:10.103	
7	1	4:50.254	41:25.028	10.385	11.899	18.590	41.382	5.977	31.377	21.204	7.488	44.609	21.551	23.090	35.244	10.176	7.282	
			Elapsed	10.385	22.284	40.874	1:22.256	1:28.233	1:59.610	2:20.814	2:28.302	3:12.911	3:34.462	3:57.552	4:32.796	4:42.972	4:50.254	
8	1	6:58.654	48:23.682	16.844	15.198	21.331	56.590	9.982	53.813	42.492	9.238	1:13.272	37.245	35.757	32.028	9.483	5.381	
			Elapsed	16.844	32.042	53.373	1:49.963	1:59.945	2:53.758	3:36.250	3:45.488	4:58.760	5:36.005	6:11.762	6:43.790	6:53.273	6:58.654	
9	1	7:59.402	56:23.084	22.783	21.546	37.637	1:47.558	13.919	1:18.646	39.126	8.284	54.270	23.850	31.829	26.055	9.722	4.177	
			Elapsed	22.783	44.329	1:21.966	3:09.524	3:23.443	4:42.089	5:21.215	5:29.499	6:23.769	6:47.619	7:19.448	7:45.503	7:55.225	7:59.402	
10	1	4:21.146	1:00:44.230	10.363	12.295	18.579	41.105	5.974	31.478	21.223	7.417	44.785	21.533	21.047	13.609	7.435	4.303	
			Elapsed	10.363	22.658	41.237	1:22.342	1:28.316	1:59.794	2:21.017	2:28.434	3:13.219	3:34.752	3:55.799	4:09.408	4:16.843	4:21.146	



# Ligier European Series

## Le Mans Heat

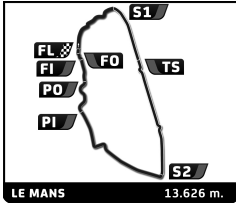
### Race



## Section Analysis

■ Personal Best    
 ■ Session Best    
 ■ Crossing the pit lane

Lap	D	Time	Elapsed	SCL2	Z4	IP1	Z12	SCLC	A7-1	IP2	A8-1	SCLB	PORIN	POROUT	SCL1	FORDOUT	FL
<b>57</b>		<b>M Racing</b>		1. August THERBO				2. Martin LACQUEMANNE				Ligier JS P4					
1	1	4:16.158	4:16.158	11.134	13.084	18.220	39.906	5.759	30.600	20.384	7.528	44.645	20.682	19.603	13.385	7.127	4.101
			Elapsed	11.134	24.218	42.438	1:22.344	1:28.103	1:58.703	2:19.087	2:26.615	3:11.260	3:31.942	3:51.545	4:04.930	4:12.057	4:16.158
2	1	4:11.925	8:28.083	10.057	11.776	17.823	39.599	5.753	30.643	20.789	7.297	43.742	20.747	19.531	12.839	7.218	4.111
			Elapsed	10.057	21.833	39.656	1:19.255	1:25.008	1:55.651	2:16.440	2:23.737	3:07.479	3:28.226	3:47.757	4:00.596	4:07.814	4:11.925
3	1	4:10.838	12:38.921	10.066	11.588	17.605	39.426	5.743	30.825	20.770	7.220	43.479	20.732	19.431	12.821	7.003	4.129
			Elapsed	10.066	21.654	39.259	1:18.685	1:24.428	1:55.253	2:16.023	2:23.243	3:06.722	3:27.454	3:46.885	3:59.706	4:06.709	4:10.838
4	1	8:05.462	20:44.383	10.068	11.526	18.010	42.157	5.782	38.026	53.954	9.586	2:10.032	1:05.657	46.453	35.330	11.265	7.616
			Elapsed	10.068	21.594	39.604	1:21.761	1:27.543	2:05.569	2:59.523	3:09.109	5:19.141	6:24.798	7:11.251	7:46.581	7:57.846	8:05.462
5	1	9:30.397 <b>B</b>	30:14.780	25.975	21.686	36.638	1:55.314	15.968	1:27.671	42.207	11.369	1:19.472	46.275	47.145	22.768		
			Elapsed	25.975	47.661	1:24.299	3:19.613	3:35.581	5:03.252	5:45.459	5:56.828	7:16.300	8:02.575	8:49.720	9:12.488		9:30.397
6	2	6:01.680	36:16.460	1:54.751	13.138	18.616	41.100	5.796	31.184	20.562	7.318	44.096	20.699	19.783	13.118	7.377	4.142
			Elapsed	1:54.751	2:07.889	2:26.505	3:07.605	3:13.401	3:44.585	4:05.147	4:12.465	4:56.561	5:17.260	5:37.043	5:50.161	5:57.538	6:01.680
7	2	4:44.780	41:01.240	10.121	11.955	18.006	40.151	5.798	31.223	20.514	7.435	43.736	20.606	23.455	34.444	10.102	7.234
			Elapsed	10.121	22.076	40.082	1:20.233	1:26.031	1:57.254	2:17.768	2:25.203	3:08.939	3:29.545	3:53.000	4:27.444	4:37.546	4:44.780
8	2	7:15.620	48:16.860	16.404	13.072	27.734	1:10.993	9.409	54.320	41.682	9.715	1:12.646	37.913	35.106	31.453	9.052	6.121
			Elapsed	16.404	29.476	57.210	2:08.203	2:17.612	3:11.932	3:53.614	4:03.329	5:15.975	5:53.888	6:28.994	7:00.447	7:09.499	7:15.620
9	2	8:02.140	56:19.000	23.920	21.973	37.389	1:47.645	13.342	1:17.995	39.634	8.753	54.496	24.764	33.201	25.474	9.341	4.213
			Elapsed	23.920	45.893	1:23.282	3:10.927	3:24.269	4:42.264	5:21.898	5:30.651	6:25.147	6:49.911	7:23.112	7:48.586	7:57.927	8:02.140
10	2	4:12.993	1:00:31.993	10.055	12.488	17.984	40.160	5.784	30.902	20.358	7.299	43.458	20.608	19.639	13.029	7.133	4.096
			Elapsed	10.055	22.543	40.527	1:20.687	1:26.471	1:57.373	2:17.731	2:25.030	3:08.488	3:29.096	3:48.735	4:01.764	4:08.897	4:12.993



# Ligier European Series

## Le Mans Heat

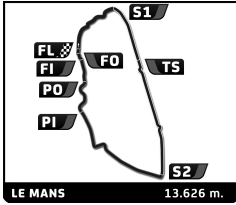
### Race



## Section Analysis

■ Personal Best   ■ Session Best   B Crossing the pit lane

Lap	D	Time	Elapsed	SCL2	Z4	IP1	Z12	SCLC	A7-1	IP2	A8-1	SCLB	PORIN	POROUT	SCL1	FORDOUT	FL
<b>61</b>		<b>LADC Motorsport</b>		<b>1. Erwan BIHEL</b>													<b>Ligier JS2 R</b>
1	1	4:42.017	4:42.017	15.041	14.632	21.220	43.589	6.313	32.845	22.194	7.921	47.205	22.122	22.614	14.041	7.826	4.454
			Elapsed	15.041	29.673	50.893	1:34.482	1:40.795	2:13.640	2:35.834	2:43.755	3:30.960	3:53.082	4:15.696	4:29.737	4:37.563	4:42.017
2	1	4:32.633	9:14.650	10.766	12.562	19.727	42.552	6.120	32.446	22.469	7.883	46.514	22.219	22.475	14.135	8.344	4.421
			Elapsed	10.766	23.328	43.055	1:25.607	1:31.727	2:04.173	2:26.642	2:34.525	3:21.039	3:43.258	4:05.733	4:19.868	4:28.212	4:32.633
3	1	4:38.760	13:53.410	10.845	13.233	20.075	42.567	6.195	33.240	22.184	7.811	48.178	23.484	23.427	15.146	7.921	4.454
			Elapsed	10.845	24.078	44.153	1:26.720	1:32.915	2:06.155	2:28.339	2:36.150	3:24.328	3:47.812	4:11.239	4:26.385	4:34.306	4:38.760
4	1	7:21.396	21:14.806	10.964	12.981	21.229	44.437	6.239	34.126	24.208	8.149	2:02.420	54.272	43.247	43.126	8.426	7.572
			Elapsed	10.964	23.945	45.174	1:29.611	1:35.850	2:09.976	2:34.184	2:42.333	4:44.753	5:39.025	6:22.272	7:05.398	7:13.824	7:21.396
5	1	9:27.586 B	30:42.392	26.653	17.263	36.046	2:00.818	15.898	1:26.489	42.039	9.760	1:16.348	42.317	46.335	21.951		
			Elapsed	26.653	43.916	1:19.962	3:20.780	3:36.678	5:03.167	5:45.206	5:54.966	7:11.314	7:53.631	8:39.966	9:01.917		9:27.586
6	1	6:23.954	37:06.346	1:59.331	13.618	20.219	42.131	6.187	32.834	22.215	7.668	47.709	22.257	22.732	14.593	8.027	4.433
			Elapsed	1:59.331	2:12.949	2:33.168	3:15.299	3:21.486	3:54.320	4:16.535	4:24.203	5:11.912	5:34.169	5:56.901	6:11.494	6:19.521	6:23.954
7	1	5:01.253	42:07.599	10.752	12.348	19.847	41.990	6.089	32.868	21.709	7.654	46.586	22.188	27.900	34.351	10.137	6.834
			Elapsed	10.752	23.100	42.947	1:24.937	1:31.026	2:03.894	2:25.603	2:33.257	3:19.843	3:42.031	4:09.931	4:44.282	4:54.419	5:01.253
8	1	6:33.742	48:41.341	21.910	14.850	21.431	44.508	6.629	38.246	42.580	8.724	1:11.535	38.248	41.781	30.514	8.319	4.467
			Elapsed	21.910	36.760	58.191	1:42.699	1:49.328	2:27.574	3:10.154	3:18.878	4:30.413	5:08.661	5:50.442	6:20.956	6:29.275	6:33.742
9	1	7:52.836	56:34.177	21.022	21.083	39.495	1:46.758	15.020	1:17.041	44.313	8.953	49.769	22.235	27.245	27.616	7.918	4.368
			Elapsed	21.022	42.105	1:21.600	3:08.358	3:23.378	4:40.419	5:24.732	5:33.685	6:23.454	6:45.689	7:12.934	7:40.550	7:48.468	7:52.836
10	1	4:31.072	1:01:05.249	10.644	12.466	19.427	42.153	6.134	32.525	22.013	7.824	47.300	22.393	22.125	13.821	7.820	4.427
			Elapsed	10.644	23.110	42.537	1:24.690	1:30.824	2:03.349	2:25.362	2:33.186	3:20.486	3:42.879	4:05.004	4:18.825	4:26.645	4:31.072



# Ligier European Series

## Le Mans Heat

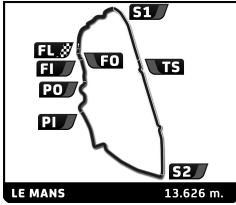
### Race



## Section Analysis

■ Personal Best    
 ■ Session Best    
 ■ Crossing the pit lane

Lap	D	Time	Elapsed	SCL2	Z4	IP1	Z12	SCLC	A7-1	IP2	A8-1	SCLB	PORIN	POROUT	SCL1	FORDOUT	FL
<b>62</b>		<b>LADC BY RSL</b>		<b>1. Oskar KRISTENSEN</b>													<b>Ligier JS2 R</b>
1	1	4:39.706	4:39.706	16.891	15.284	21.731	42.385	6.047	32.147	21.751	7.693	46.082	21.552	22.381	13.819	7.742	4.201
			Elapsed	16.891	32.175	53.906	1:36.291	1:42.338	2:14.485	2:36.236	2:43.929	3:30.011	3:51.563	4:13.944	4:27.763	4:35.505	4:39.706
2	1	4:23.356	9:03.062	10.362	12.501	18.734	41.279	5.983	31.743	21.341	7.966	45.802	21.318	21.156	13.455	7.483	4.233
			Elapsed	10.362	22.863	41.597	1:22.876	1:28.859	2:00.602	2:21.943	2:29.909	3:15.711	3:37.029	3:58.185	4:11.640	4:19.123	4:23.356
3	1	4:27.256	13:30.318	10.388	12.518	19.073	41.094	5.985	31.408	21.544	7.655	46.468	22.155	21.394	14.394	8.459	4.721
			Elapsed	10.388	22.906	41.979	1:23.073	1:29.058	2:00.466	2:22.010	2:29.665	3:16.133	3:38.288	3:59.682	4:14.076	4:22.535	4:27.256
4	1	7:33.565	21:03.883	10.854	12.775	19.661	43.149	6.101	32.817	23.928	8.184	2:17.261	56.506	44.202	40.052	9.482	8.593
			Elapsed	10.854	23.629	43.290	1:26.439	1:32.540	2:05.357	2:29.285	2:37.469	4:54.730	5:51.236	6:35.438	7:15.490	7:24.972	7:33.565
5	1	9:27.783 <b>B</b>	30:31.666	28.099	17.612	36.220	1:56.544	15.847	1:28.205	41.646	10.279	1:19.282	42.464	47.364	23.082		
			Elapsed	28.099	45.711	1:21.931	3:18.475	3:34.322	5:02.527	5:44.173	5:54.452	7:13.734	7:56.198	8:43.562	9:06.644		9:27.783
6	1	6:15.860	36:47.526	2:02.316	13.111	18.642	41.361	6.077	31.762	21.475	7.481	46.484	21.671	20.468	13.487	7.328	4.197
			Elapsed	2:02.316	2:15.427	2:34.069	3:15.430	3:21.507	3:53.269	4:14.744	4:22.225	5:08.709	5:30.380	5:50.848	6:04.335	6:11.663	6:15.860
7	1	4:54.090	41:41.616	10.441	11.917	18.431	41.391	5.996	32.074	21.181	7.525	45.342	21.478	25.811	35.018	10.194	7.291
			Elapsed	10.441	22.358	40.789	1:22.180	1:28.176	2:00.250	2:21.431	2:28.956	3:14.298	3:35.776	4:01.587	4:36.605	4:46.799	4:54.090
8	1	6:46.995	48:28.611	21.120	14.239	18.784	47.562	7.582	54.114	40.915	9.649	1:12.898	38.130	36.254	31.431	9.202	5.115
			Elapsed	21.120	35.359	54.143	1:41.705	1:49.287	2:43.401	3:24.316	3:33.965	4:46.863	5:24.993	6:01.247	6:32.678	6:41.880	6:46.995
9	1	7:56.998	56:25.609	23.012	20.481	38.400	1:47.232	14.414	1:18.563	39.769	8.148	52.934	23.161	31.309	25.448	9.881	4.246
			Elapsed	23.012	43.493	1:21.893	3:09.125	3:23.539	4:42.102	5:21.871	5:30.019	6:22.953	6:46.114	7:17.423	7:42.871	7:52.752	7:56.998
10	1	4:21.503	1:00:47.112	10.382	12.231	19.189	41.451	6.022	31.290	20.817	7.879	45.255	21.547	20.452	13.436	7.315	4.237
			Elapsed	10.382	22.613	41.802	1:23.253	1:29.275	2:00.565	2:21.382	2:29.261	3:14.516	3:36.063	3:56.515	4:09.951	4:17.266	4:21.503



# Ligier European Series

## Le Mans Heat

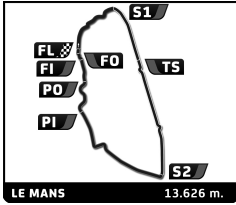
### Race



## Section Analysis

■ Personal Best    
 ■ Session Best    
 ■ Crossing the pit lane

Lap	D	Time	Elapsed	SCL2	Z4	IP1	Z12	SCLC	A7-1	IP2	A8-1	SCLB	PORIN	POROUT	SCL1	FORDOUT	FL
<b>68</b>		<b>M Racing</b>	1. Lawrence HERBOTS														Ligier JS2 R
1	1	4:37.245	4:37.245	14.674	14.612	20.630	43.271	6.091	32.023	21.364	8.376	46.950	21.498	21.409	13.874	8.200	4.273
			Elapsed	14.674	29.286	49.916	1:33.187	1:39.278	2:11.301	2:32.665	2:41.041	3:27.991	3:49.489	4:10.898	4:24.772	4:32.972	4:37.245
2	1	4:25.173	9:02.418	10.420	12.456	19.357	41.613	6.072	31.742	21.420	7.514	45.389	21.526	21.402	14.017	7.962	4.283
			Elapsed	10.420	22.876	42.233	1:23.846	1:29.918	2:01.660	2:23.080	2:30.594	3:15.983	3:37.509	3:58.911	4:12.928	4:20.890	4:25.173
3	1	4:31.659	13:34.077	10.430	17.015	19.260	41.647	6.082	32.058	21.638	7.530	45.360	21.795	20.938	14.737	8.457	4.712
			Elapsed	10.430	27.445	46.705	1:28.352	1:34.434	2:06.492	2:28.130	2:35.660	3:21.020	3:42.815	4:03.753	4:18.490	4:26.947	4:31.659
4	1	7:37.099	21:11.176	11.875	13.170	19.789	43.447	6.077	32.713	25.807	7.916	2:18.245	55.213	42.565	43.315	8.325	8.642
			Elapsed	11.875	25.045	44.834	1:28.281	1:34.358	2:07.071	2:32.878	2:40.794	4:59.039	5:54.252	6:36.817	7:20.132	7:28.457	7:37.099
5	1	9:27.640 <b>B</b>	30:38.816	27.140	17.182	35.617	1:58.448	18.490	1:26.065	42.271	9.314	1:17.379	42.433	45.719	23.276		
			Elapsed	27.140	44.322	1:19.939	3:18.387	3:36.877	5:02.942	5:45.213	5:54.527	7:11.906	7:54.339	8:40.058	9:03.334		9:27.640
6	1	6:09.931	36:48.747	1:53.672	13.190	19.095	41.827	6.099	32.077	21.874	7.659	46.394	21.669	20.937	13.814	7.231	4.393
			Elapsed	1:53.672	2:06.862	2:25.957	3:07.784	3:13.883	3:45.960	4:07.834	4:15.493	5:01.887	5:23.556	5:44.493	5:58.307	6:05.538	6:09.931
7	1	4:54.090	41:42.837	10.568	12.065	18.833	41.476	6.053	32.130	21.579	7.476	45.919	21.627	24.474	34.696	10.142	7.052
			Elapsed	10.568	22.633	41.466	1:22.942	1:28.995	2:01.125	2:22.704	2:30.180	3:16.099	3:37.726	4:02.200	4:36.896	4:47.038	4:54.090
8	1	6:47.002	48:29.839	21.082	14.089	19.701	46.926	7.573	54.055	41.268	9.797	1:12.677	38.278	36.630	31.066	8.658	5.202
			Elapsed	21.082	35.171	54.872	1:41.798	1:49.371	2:43.426	3:24.694	3:34.491	4:47.168	5:25.446	6:02.076	6:33.142	6:41.800	6:47.002
9	1	7:56.861	56:26.700	23.157	20.571	38.542	1:47.331	14.573	1:18.063	40.838	7.896	52.547	22.792	31.139	25.203	9.907	4.302
			Elapsed	23.157	43.728	1:22.270	3:09.601	3:24.174	4:42.237	5:23.075	5:30.971	6:23.518	6:46.310	7:17.449	7:42.652	7:52.559	7:56.861
10	1	4:29.260	1:00:55.960	10.421	12.599	18.896	41.295	6.017	31.843	21.172	11.649	46.565	21.520	21.650	14.010	7.341	4.282
			Elapsed	10.421	23.020	41.916	1:23.211	1:29.228	2:01.071	2:22.243	2:33.892	3:20.457	3:41.977	4:03.627	4:17.637	4:24.978	4:29.260



# Ligier European Series

## Le Mans Heat

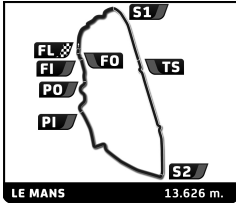
### Race



## Section Analysis

■ Personal Best    
 ■ Session Best    
 ■ Crossing the pit lane

Lap	D	Time	Elapsed	SCL2	Z4	IP1	Z12	SCLC	A7-1	IP2	A8-1	SCLB	PORIN	POROUT	SCL1	FORDOUT	FL
<b>69</b>		<b>Bretton Racing</b>		<b>1. Dominique BASTIEN</b>													<b>Ligier JS P4</b>
1	1	4:31.583	4:31.583	12.201	14.440	20.096	42.355	5.902	31.956	21.246	7.969	45.689	21.211	22.147	13.566	8.373	4.432
			Elapsed	12.201	26.641	46.737	1:29.092	1:34.994	2:06.950	2:28.196	2:36.165	3:21.854	3:43.065	4:05.212	4:18.778	4:27.151	4:31.583
2	1	4:29.988	9:01.571	10.304	13.765	20.224	41.715	5.861	31.729	21.505	7.968	46.288	21.979	22.312	13.655	8.223	4.460
			Elapsed	10.304	24.069	44.293	1:26.008	1:31.869	2:03.598	2:25.103	2:33.071	3:19.359	3:41.338	4:03.650	4:17.305	4:25.528	4:29.988
3	1	4:27.863	13:29.434	10.228	12.684	19.042	40.972	5.907	32.371	21.649	8.035	46.520	21.608	22.002	14.107	8.352	4.386
			Elapsed	10.228	22.912	41.954	1:22.926	1:28.833	2:01.204	2:22.853	2:30.888	3:17.408	3:39.016	4:01.018	4:15.125	4:23.477	4:27.863
4	1	7:33.240	21:02.674	10.423	13.485	19.782	43.203	5.936	32.637	23.872	8.269	2:16.010	57.789	44.067	39.952	9.373	8.442
			Elapsed	10.423	23.908	43.690	1:26.893	1:32.829	2:05.466	2:29.338	2:37.607	4:53.617	5:51.406	6:35.473	7:15.425	7:24.798	7:33.240
5	1	9:27.728 <b>B</b>	30:30.402	27.070	18.585	36.547	1:56.046	16.217	1:28.138	41.551	10.599	1:19.220	42.708	47.382	23.230		
			Elapsed	27.070	45.655	1:22.202	3:18.248	3:34.465	5:02.603	5:44.154	5:54.753	7:13.973	7:56.681	8:44.063	9:07.293		9:27.728
6	1	6:25.010	36:55.412	2:07.774	14.659	19.850	41.531	5.898	31.694	21.360	7.948	45.311	21.004	21.481	13.918	8.153	4.429
			Elapsed	2:07.774	2:22.433	2:42.283	3:23.814	3:29.712	4:01.406	4:22.766	4:30.714	5:16.025	5:37.029	5:58.510	6:12.428	6:20.581	6:25.010
7	1	4:56.891	41:52.303	10.254	13.083	19.298	41.489	5.853	32.355	21.093	7.880	45.962	21.212	26.247	34.353	10.556	7.256
			Elapsed	10.254	23.337	42.635	1:24.124	1:29.977	2:02.332	2:23.425	2:31.305	3:17.267	3:38.479	4:04.726	4:39.079	4:49.635	4:56.891
8	1	6:43.798	48:36.101	22.930	14.772	20.152	43.731	5.873	51.714	41.541	9.020	1:12.188	38.224	38.425	31.880	8.824	4.524
			Elapsed	22.930	37.702	57.854	1:41.585	1:47.458	2:39.172	3:20.713	3:29.733	4:41.921	5:20.145	5:58.570	6:30.450	6:39.274	6:43.798
9	1	7:54.473	56:30.574	21.771	21.071	38.680	1:47.482	14.309	1:17.123	43.494	8.400	51.215	21.163	29.501	26.053	9.721	4.490
			Elapsed	21.771	42.842	1:21.522	3:09.004	3:23.313	4:40.436	5:23.930	5:32.330	6:23.545	6:44.708	7:14.209	7:40.262	7:49.983	7:54.473
10	1	4:25.015	1:00:55.589	10.247	12.985	18.985	41.175	5.833	31.778	21.066	8.048	45.510	20.946	22.387	13.687	7.962	4.406
			Elapsed	10.247	23.232	42.217	1:23.392	1:29.225	2:01.003	2:22.069	2:30.117	3:15.627	3:36.573	3:58.960	4:12.647	4:20.609	4:25.015



# Ligier European Series

## Le Mans Heat

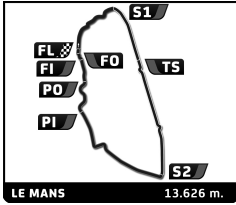
### Race



## Section Analysis

■ Personal Best    
 ■ Session Best    
 ■ Crossing the pit lane

Lap	D	Time	Elapsed	SCL2	Z4	IP1	Z12	SCLC	A7-1	IP2	A8-1	SCLB	PORIN	POROUT	SCL1	FORDOUT	FL
<b>72</b>	<b>ZOSH Competition</b>			<b>1. Anthony PERRIN</b>				<b>2. Leo PINQUIER</b>				<b>Ligier JS2 R</b>					
1	2	4:56.910	4:56.910	15.947	15.418	22.583	45.388	6.077	33.537	26.325	8.602	48.025	22.080	25.074	14.674	8.708	4.472
			Elapsed	15.947	31.365	53.948	1:39.336	1:45.413	2:18.950	2:45.275	2:53.877	3:41.902	4:03.982	4:29.056	4:43.730	4:52.438	4:56.910
2	2	<span style="background-color: green;">4:38.900</span>	9:35.810	10.791	13.742	21.133	43.382	6.046	32.880	21.864	8.120	47.073	22.279	24.485	14.256	8.458	<span style="background-color: green;">4.391</span>
			Elapsed	10.791	24.533	45.666	1:29.048	1:35.094	2:07.974	2:29.838	2:37.958	3:25.031	3:47.310	4:11.795	4:26.051	4:34.509	4:38.900
3	2	4:39.637	14:15.447	10.719	13.469	20.674	42.743	6.055	33.084	21.736	8.030	47.385	23.115	25.105	14.643	8.434	4.445
			Elapsed	10.719	24.188	44.862	1:27.605	1:33.660	2:06.744	2:28.480	2:36.510	3:23.895	3:47.010	4:12.115	4:26.758	4:35.192	4:39.637
4	2	7:04.546	21:19.993	10.713	13.752	21.201	43.975	6.129	33.140	22.028	<span style="background-color: green;">8.029</span>	1:49.335	52.706	43.416	44.740	9.176	6.206
			Elapsed	10.713	24.465	45.666	1:29.641	1:35.770	2:08.910	2:30.938	2:38.967	4:28.302	5:21.008	6:04.424	6:49.164	6:58.340	7:04.546
5	2	9:31.164 <b>B</b>	30:51.157	24.456	18.549	35.849	2:03.748	14.125	1:26.767	41.892	8.964	1:15.193	41.680	46.772	23.276		
			Elapsed	24.456	43.005	1:18.854	3:22.602	3:36.727	5:03.494	5:45.386	5:54.350	7:09.543	7:51.223	8:37.995	9:01.271		9:31.164
6	1	6:28.289	37:19.446	2:00.173	14.596	20.922	43.092	6.104	33.157	21.849	8.280	46.816	22.063	<span style="background-color: green;">23.316</span>	15.161	8.339	4.421
			Elapsed	2:00.173	2:14.769	2:35.691	3:18.783	3:24.887	3:58.044	4:19.893	4:28.173	5:14.989	5:37.052	6:00.368	6:15.529	6:23.868	6:28.289
7	1	4:52.954	42:12.400	10.560	<span style="background-color: green;">13.112</span>	20.186	42.994	6.091	33.050	<span style="background-color: green;">21.573</span>	8.182	46.985	22.131	27.301	23.732	10.911	6.146
			Elapsed	10.560	23.672	43.858	1:26.852	1:32.943	2:05.993	2:27.566	2:35.748	3:22.733	3:44.864	4:12.165	4:35.897	4:46.808	4:52.954
8	1	6:32.927	48:45.327	20.651	15.187	20.803	45.800	6.591	37.106	43.031	8.635	1:09.897	38.819	44.973	28.403	8.386	4.645
			Elapsed	20.651	35.838	56.641	1:42.441	1:49.032	2:26.138	3:09.169	3:17.804	4:27.701	5:06.520	5:51.493	6:19.896	6:28.282	6:32.927
9	1	7:51.153	56:36.480	20.480	22.573	37.123	1:47.585	16.674	1:14.498	44.820	8.909	50.353	22.143	25.861	27.469	8.238	4.427
			Elapsed	20.480	43.053	1:20.176	3:07.761	3:24.435	4:38.933	5:23.753	5:32.662	6:23.015	6:45.158	7:11.019	7:38.488	7:46.726	7:51.153
10	1	4:33.546	1:01:10.026	<span style="background-color: green;">10.520</span>	13.120	<span style="background-color: green;">19.907</span>	<span style="background-color: green;">42.314</span>	<span style="background-color: green;">6.041</span>	<span style="background-color: green;">32.581</span>	22.072	8.166	<span style="background-color: green;">46.495</span>	<span style="background-color: green;">22.039</span>	23.803	<span style="background-color: green;">14.204</span>	<span style="background-color: green;">7.842</span>	4.442
			Elapsed	10.520	23.640	43.547	1:25.861	1:31.902	2:04.483	2:26.555	2:34.721	3:21.216	3:43.255	4:07.058	4:21.262	4:29.104	4:33.546



# Ligier European Series

## Le Mans Heat

### Race



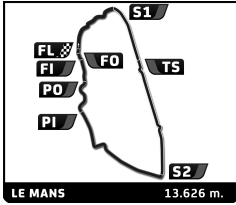
## Section Analysis

■ Personal Best

■ Session Best

■ Crossing the pit lane

Lap	D	Time	Elapsed	SCL2	Z4	IP1	Z12	SCLC	A7-1	IP2	A8-1	SCLB	PORIN	POROUT	SCL1	FORDOUT	FL	
<b>75</b>		<b>M Racing</b>		1. Nathan HUET				2. Cindy GUDET				Ligier JS2 R						
1	2	4:42.860	4:42.860	17.134	15.610	22.290	43.501	6.255	32.831	21.762	7.798	46.404	21.757	21.885	13.686	7.573	4.374	
			Elapsed	17.134	32.744	55.034	1:38.535	1:44.790	2:17.621	2:39.383	2:47.181	3:33.585	3:55.342	4:17.227	4:30.913	4:38.486	4:42.860	
2	2	<b>4:25.720</b>	9:08.580	10.582	<b>12.492</b>	19.467	41.779	<b>6.025</b>	<b>31.813</b>	21.667	7.702	<b>45.756</b>	<b>21.735</b>	<b>21.265</b>	<b>13.566</b>	<b>7.570</b>	<b>4.301</b>	
			Elapsed	10.582	23.074	42.541	1:24.320	1:30.345	2:02.158	2:23.825	2:31.527	3:17.283	3:39.018	4:00.283	4:13.849	4:21.419	4:25.720	
3	2	4:27.583	13:36.163	10.528	13.321	19.410	<b>41.491</b>	6.039	31.884	21.588	<b>7.662</b>	45.815	21.775	21.463	14.195	7.912	4.500	
			Elapsed	10.528	23.849	43.259	1:24.750	1:30.789	2:02.673	2:24.261	2:31.923	3:17.738	3:39.513	4:00.976	4:15.171	4:23.083	4:27.583	
4	2	7:36.975	21:13.138	11.224	13.997	20.021	42.731	6.110	32.397	25.479	8.155	2:19.986	53.722	43.264	42.784	9.003	8.102	
			Elapsed	11.224	25.221	45.242	1:27.973	1:34.083	2:06.480	2:31.959	2:40.114	5:00.100	5:53.822	6:37.086	7:19.870	7:28.873	7:36.975	
5	2	9:28.553 <b>B</b>	30:41.691	27.362	17.323	35.156	2:00.165	17.316	1:25.854	41.891	9.310	1:17.362	42.464	45.292	23.185			
			Elapsed	27.362	44.685	1:19.841	3:20.006	3:37.322	5:03.176	5:45.067	5:54.377	7:11.739	7:54.203	8:39.495	9:02.680	9:28.553		
6	1	6:23.156	37:04.847	1:57.741	14.295	20.730	42.840	6.170	33.155	22.565	7.797	46.826	22.095	22.405	14.137	7.969	4.431	
			Elapsed	1:57.741	2:12.036	2:32.766	3:15.606	3:21.776	3:54.931	4:17.496	4:25.293	5:12.119	5:34.214	5:56.619	6:10.756	6:18.725	6:23.156	
7	1	4:58.189	42:03.036	10.615	12.994	19.584	42.316	6.083	32.333	21.671	7.718	46.031	21.890	24.797	34.664	10.219	7.274	
			Elapsed	10.615	23.609	43.193	1:25.509	1:31.592	2:03.925	2:25.596	2:33.314	3:19.345	3:41.235	4:06.032	4:40.696	4:50.915	4:58.189	
8	1	6:35.523	48:38.559	24.219	14.344	20.271	45.097	6.110	40.494	41.785	9.110	1:11.636	38.504	40.066	30.640	8.606	4.641	
			Elapsed	24.219	38.563	58.834	1:43.931	1:50.041	2:30.535	3:12.320	3:21.430	4:33.066	5:11.570	5:51.636	6:22.276	6:30.882	6:35.523	
9	1	7:53.366	56:31.925	21.021	22.103	38.499	1:47.579	14.208	1:16.912	44.073	8.681	51.701	22.155	26.965	25.838	9.239	4.392	
			Elapsed	21.021	43.124	1:21.623	3:09.202	3:23.410	4:40.322	5:24.395	5:33.076	6:24.777	6:46.932	7:13.897	7:39.735	7:48.974	7:53.366	
10	1	4:28.907	1:01:00.832	<b>10.462</b>	12.994	<b>19.354</b>	42.037	6.087	32.089	<b>21.524</b>	7.755	46.428	21.853	22.207	13.707	7.891	4.519	
			Elapsed	10.462	23.456	42.810	1:24.847	1:30.934	2:03.023	2:24.547	2:32.302	3:18.730	3:40.583	4:02.790	4:16.497	4:24.388	4:28.907	
<b>81</b>		<b>LR Motorsport</b>		1. Simone BIANCO				Ligier JS2 R										
1	1	4:32.690	4:32.690	13.825	14.179	20.758	42.469	5.994	31.564	21.393	7.746	45.507	21.514	21.108	14.091	8.251	4.291	
			Elapsed	13.825	28.004	48.762	1:31.231	1:37.225	2:08.789	2:30.182	2:37.928	3:23.435	3:44.949	4:06.057	4:20.148	4:28.399	4:32.690	
2	1	<b>4:21.818</b>	8:54.508	<b>10.447</b>	<b>12.658</b>	<b>19.143</b>	<b>41.085</b>	<b>5.975</b>	<b>31.497</b>	<b>21.360</b>	<b>7.431</b>	<b>44.931</b>	<b>21.506</b>	<b>20.640</b>	<b>13.786</b>	<b>7.155</b>	<b>4.204</b>	
			Elapsed	10.447	23.105	42.248	1:23.333	1:29.308	2:00.805	2:22.165	2:29.596	3:14.527	3:36.033	3:56.673	4:10.459	4:17.614	4:21.818	



# Ligier European Series

## Le Mans Heat

### Race



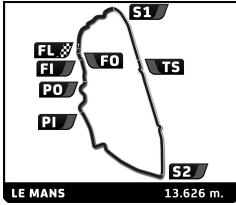
## Section Analysis

Personal Best

Session Best

Crossing the pit lane

Lap	D	Time	Elapsed	SCL2	Z4	IP1	Z12	SCLC	A7-1	IP2	A8-1	SCLB	PORIN	POROUT	SCL1	FORDOUT	FL
<b>83</b>		<b>Trajectus Motorsport</b>		<b>1. Charles LAMBERT</b>													<b>Ligier JS2 R</b>
1	1	4:35.533	4:35.533	13.548	14.311	20.916	43.484	6.061	32.116	21.430	7.749	45.078	21.289	22.409	14.555	8.267	4.320
			Elapsed	13.548	27.859	48.775	1:32.259	1:38.320	2:10.436	2:31.866	2:39.615	3:24.693	3:45.982	4:08.391	4:22.946	4:31.213	4:35.533
2	1	4:24.119	8:59.652	10.398	12.593	19.172	42.064	5.965	31.532	21.200	7.730	45.186	21.197	21.593	13.810	7.369	4.310
			Elapsed	10.398	22.991	42.163	1:24.227	1:30.192	2:01.724	2:22.924	2:30.654	3:15.840	3:37.037	3:58.630	4:12.440	4:19.809	4:24.119
3	1	4:22.355	13:22.007	10.426	12.232	18.644	41.223	5.973	31.798	21.337	7.445	44.777	21.396	20.995	13.967	7.767	4.375
			Elapsed	10.426	22.658	41.302	1:22.525	1:28.498	2:00.296	2:21.633	2:29.078	3:13.855	3:35.251	3:56.246	4:10.213	4:17.980	4:22.355
4	1	7:38.406	21:00.413	11.845	14.921	19.083	43.602	5.964	32.613	26.378	8.494	2:14.610	58.627	45.221	38.900	8.564	9.584
			Elapsed	11.845	26.766	45.849	1:29.451	1:35.415	2:08.028	2:34.406	2:42.900	4:57.510	5:56.137	6:41.358	7:20.258	7:28.822	7:38.406
5	1	9:26.752 B	30:27.165	25.327	20.123	35.798	1:56.904	16.209	1:27.260	42.577	10.316	1:18.961	43.673	47.382	22.043		
			Elapsed	25.327	45.450	1:21.248	3:18.152	3:34.361	5:01.621	5:44.198	5:54.514	7:13.475	7:57.148	8:44.530	9:06.573		9:26.752
6	1	6:13.761	36:40.926	1:58.895	14.192	19.058	41.349	6.052	31.744	21.515	7.556	44.909	21.477	21.229	14.083	7.531	4.171
			Elapsed	1:58.895	2:13.087	2:32.145	3:13.494	3:19.546	3:51.290	4:12.805	4:20.361	5:05.270	5:26.747	5:47.976	6:02.059	6:09.590	6:13.761
7	1	4:55.971	41:36.897	10.403	12.359	18.639	41.471	5.968	32.310	21.192	7.535	45.569	21.330	26.811	34.834	10.266	7.284
			Elapsed	10.403	22.762	41.401	1:22.872	1:28.840	2:01.150	2:22.342	2:29.877	3:15.446	3:36.776	4:03.587	4:38.421	4:48.687	4:55.971
8	1	6:49.263	48:26.160	17.812	14.179	19.089	52.339	7.740	53.382	41.607	9.837	1:12.540	37.788	36.216	32.068	9.706	4.960
			Elapsed	17.812	31.991	51.080	1:43.419	1:51.159	2:44.541	3:26.148	3:35.985	4:48.525	5:26.313	6:02.529	6:34.597	6:44.303	6:49.263
9	1	7:58.172	56:24.332	22.512	21.623	37.771	1:46.803	14.477	1:18.947	38.551	8.808	53.545	23.295	31.863	25.873	9.847	4.257
			Elapsed	22.512	44.135	1:21.906	3:08.709	3:23.186	4:42.133	5:20.684	5:29.492	6:23.037	6:46.332	7:18.195	7:44.068	7:53.915	7:58.172
10	1	4:24.914	1:00:49.246	10.315	12.992	19.034	42.380	5.977	32.022	21.292	7.682	44.960	21.298	21.008	14.214	7.476	4.264
			Elapsed	10.315	23.307	42.341	1:24.721	1:30.698	2:02.720	2:24.012	2:31.694	3:16.654	3:37.952	3:58.960	4:13.174	4:20.650	4:24.914



# Ligier European Series

## Le Mans Heat

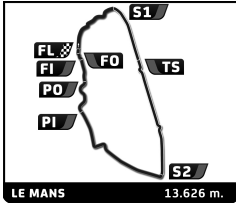
### Race



## Section Analysis

■ Personal Best    
 ■ Session Best    
 ■ Crossing the pit lane

Lap	D	Time	Elapsed	SCL2	Z4	IP1	Z12	SCLC	A7-1	IP2	A8-1	SCLB	PORIN	POROUT	SCL1	FORDOUT	FL
<b>84</b>		<b>Trajectus Motorsport</b>			1.Jack TABERY				2.Martin TABERY				Ligier JS2 R				
1	1	4:36.901	4:36.901	14.566	13.881	21.123	43.162	6.043	32.311	21.990	8.248	46.212	21.710	21.469	13.735	8.180	4.271
			Elapsed	14.566	28.447	49.570	1:32.732	1:38.775	2:11.086	2:33.076	2:41.324	3:27.536	3:49.246	4:10.715	4:24.450	4:32.630	4:36.901
2	1	4:27.005	9:03.906	10.388	12.623	19.532	42.563	6.028	31.998	21.324	7.746	46.076	21.691	21.547	13.792	7.416	4.281
			Elapsed	10.388	23.011	42.543	1:25.106	1:31.134	2:03.132	2:24.456	2:32.202	3:18.278	3:39.969	4:01.516	4:15.308	4:22.724	4:27.005
3	1	4:29.686	13:33.592	10.392	12.534	19.181	41.270	6.017	31.975	21.564	7.653	46.886	22.486	21.479	14.619	8.835	4.795
			Elapsed	10.392	22.926	42.107	1:23.377	1:29.394	2:01.369	2:22.933	2:30.586	3:17.472	3:39.958	4:01.437	4:16.056	4:24.891	4:29.686
4	1	7:36.596	21:10.188	11.808	13.248	19.783	42.976	6.037	32.959	25.784	7.982	2:17.681	56.042	42.293	43.352	8.477	8.174
			Elapsed	11.808	25.056	44.839	1:27.815	1:33.852	2:06.811	2:32.595	2:40.577	4:58.258	5:54.300	6:36.593	7:19.945	7:28.422	7:36.596
5	1	9:27.326 <b>B</b>	30:37.514	27.568	17.170	35.567	1:58.001	18.436	1:25.998	42.407	9.270	1:17.663	42.650	45.860	23.300		
			Elapsed	27.568	44.738	1:20.305	3:18.306	3:36.742	5:02.740	5:45.147	5:54.417	7:12.080	7:54.730	8:40.590	9:03.890		9:27.326
6	2	6:29.245	37:06.759	2:07.185	14.160	20.129	42.241	6.098	32.402	21.736	7.911	46.337	21.949	22.141	14.490	8.076	4.390
			Elapsed	2:07.185	2:21.345	2:41.474	3:23.715	3:29.813	4:02.215	4:23.951	4:31.862	5:18.199	5:40.148	6:02.289	6:16.779	6:24.855	6:29.245
7	2	5:00.509	42:07.268	10.525	12.610	19.732	42.088	5.976	32.195	21.478	7.827	45.775	21.831	28.348	34.628	10.232	7.264
			Elapsed	10.525	23.135	42.867	1:24.955	1:30.931	2:03.126	2:24.604	2:32.431	3:18.206	3:40.037	4:08.385	4:43.013	4:53.245	5:00.509
8	2	6:33.079	48:40.347	20.905	14.031	20.602	44.935	6.015	40.949	41.823	8.864	1:11.374	38.745	40.375	31.495	8.377	4.589
			Elapsed	20.905	34.936	55.538	1:40.473	1:46.488	2:27.437	3:09.260	3:18.124	4:29.498	5:08.243	5:48.618	6:20.113	6:28.490	6:33.079
9	2	7:52.073	56:32.420	20.652	21.427	38.703	1:47.559	14.710	1:16.695	43.934	8.594	51.150	22.478	26.696	26.090	9.044	4.341
			Elapsed	20.652	42.079	1:20.782	3:08.341	3:23.051	4:39.746	5:23.680	5:32.274	6:23.424	6:45.902	7:12.598	7:38.688	7:47.732	7:52.073
10	2	4:28.974	1:01:01.394	10.461	12.943	19.554	42.072	6.026	31.932	21.630	7.798	46.426	21.715	21.996	13.978	8.002	4.441
			Elapsed	10.461	23.404	42.958	1:25.030	1:31.056	2:02.988	2:24.618	2:32.416	3:18.842	3:40.557	4:02.553	4:16.531	4:24.533	4:28.974
<b>88</b>		<b>23Events Racing</b>			1.Marcus TERKILDSEN									Ligier JS2 R			
1	1	4:31.949	4:31.949	13.003	14.700	20.517	42.481			21.420	7.650	45.378	21.582	21.288	13.973		
			Elapsed	13.003	27.703	48.220	1:30.701		2:08.222	2:29.642	2:37.292	3:22.670	3:44.252	4:05.540	4:19.513		4:31.949
2	1	4:22.991	8:54.940	10.572	12.876	19.327	41.089			21.643	7.460		20.440	13.496			
			Elapsed	10.572	23.448	42.775	1:23.864		2:01.892	2:23.535	2:30.995		3:37.624	3:58.064	4:11.560		4:22.991



# Ligier European Series

## Le Mans Heat

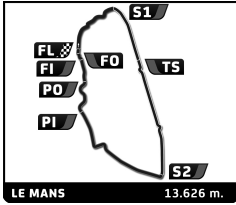
### Race



## Section Analysis

■ Personal Best    
 ■ Session Best    
 ■ Crossing the pit lane

Lap	D	Time	Elapsed	SCL2	Z4	IP1	Z12	SCLC	A7-1	IP2	A8-1	SCLB	PORIN	POROUT	SCL1	FORDOUT	FL
<b>90</b>		<b>LADC Motorsport</b>		<b>1. Clement LOEUL</b>													<b>Ligier JS2 R</b>
1	1	4:45.623	4:45.623	14.504	24.155	19.574	42.734	6.057	32.737	22.657	7.843	45.766	21.753	20.949	14.466	8.089	4.339
			Elapsed	14.504	38.659	58.233	1:40.967	1:47.024	2:19.761	2:42.418	2:50.261	3:36.027	3:57.780	4:18.729	4:33.195	4:41.284	4:45.623
2	1	4:23.211	9:08.834	10.589	12.360	18.454	41.159	6.056	32.080	21.649	7.496	45.107	21.619	21.181	13.779	7.404	4.278
			Elapsed	10.589	22.949	41.403	1:22.562	1:28.618	2:00.698	2:22.347	2:29.843	3:14.950	3:36.569	3:57.750	4:11.529	4:18.933	4:23.211
3	1	4:26.011	13:34.845	10.503	12.767	18.654	40.921	6.047	31.769	21.579	7.428	45.368	21.637	21.098	15.099	8.350	4.791
			Elapsed	10.503	23.270	41.924	1:22.845	1:28.892	2:00.661	2:22.240	2:29.668	3:15.036	3:36.673	3:57.771	4:12.870	4:21.220	4:26.011
4	1	7:37.593	21:12.438	12.192	13.669	19.844	43.031	6.102	32.586	25.417	8.021	2:19.412	54.418	42.936	42.877	8.876	8.212
			Elapsed	12.192	25.861	45.705	1:28.736	1:34.838	2:07.424	2:32.841	2:40.862	5:00.274	5:54.692	6:37.628	7:20.505	7:29.381	7:37.593
5	1	9:28.033 <b>B</b>	30:40.471	27.212	17.568	34.998	1:59.003	18.111	1:25.664	42.613	9.175	1:17.495	42.336	45.506	23.338		
			Elapsed	27.212	44.780	1:19.778	3:18.781	3:36.892	5:02.556	5:45.169	5:54.344	7:11.839	7:54.175	8:39.681	9:03.019		9:28.033
6	1	6:16.904	36:57.375	2:01.811	13.487	19.000	41.694	6.078	31.647	21.350	7.520	45.130	21.507	21.395	14.303	7.783	4.199
			Elapsed	2:01.811	2:15.298	2:34.298	3:15.992	3:22.070	3:53.717	4:15.067	4:22.587	5:07.717	5:29.224	5:50.619	6:04.922	6:12.705	6:16.904
7	1	4:49.310	41:46.685	10.428	12.096	19.074	41.613	5.947	31.735	21.490	7.558	46.735	21.904	22.110	32.983	8.912	6.725
			Elapsed	10.428	22.524	41.598	1:23.211	1:29.158	2:00.893	2:22.383	2:29.941	3:16.676	3:38.580	4:00.690	4:33.673	4:42.585	4:49.310
8	1	6:47.588	48:34.273	21.353	14.439	19.861	45.583	6.696	54.847	42.129	8.996	1:12.592	38.597	38.094	31.616	8.262	4.523
			Elapsed	21.353	35.792	55.653	1:41.236	1:47.932	2:42.779	3:24.908	3:33.904	4:46.496	5:25.093	6:03.187	6:34.803	6:43.065	6:47.588
9	1	7:55.221	56:29.494	22.842	20.933	38.513	1:47.789	14.297	1:16.738	43.173	7.815	51.023	22.021	30.339	25.832	9.625	4.281
			Elapsed	22.842	43.775	1:22.288	3:10.077	3:24.374	4:41.112	5:24.285	5:32.100	6:23.123	6:45.144	7:15.483	7:41.315	7:50.940	7:55.221
10	1	4:24.177	1:00:53.671	10.428	12.523	18.969	41.026	5.998	31.437	21.481	7.862	45.626	21.396	22.084	13.733	7.288	4.326
			Elapsed	10.428	22.951	41.920	1:22.946	1:28.944	2:00.381	2:21.862	2:29.724	3:15.350	3:36.746	3:58.830	4:12.563	4:19.851	4:24.177



# Ligier European Series

## Le Mans Heat

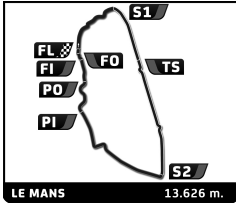
### Race



## Section Analysis

■ Personal Best    
 ■ Session Best    
 ■ Crossing the pit lane

Lap	D	Time	Elapsed	SCL2	Z4	IP1	Z12	SCLC	A7-1	IP2	A8-1	SCLB	PORIN	POROUT	SCL1	FORDOUT	FL	
<b>93</b>		<b>Petrogold</b>		<b>1.Christian GARDUÑO</b>				<b>2.Andrei DUNA</b>										<b>Ligier JS P4</b>
1	1	4:27.858	4:27.858	12.776	14.040	20.583	41.059	5.811	31.302	20.641	7.562	45.242	21.046	21.614	13.620	8.380	4.182	
			Elapsed	12.776	26.816	47.399	1:28.458	1:34.269	2:05.571	2:26.212	2:33.774	3:19.016	3:40.062	4:01.676	4:15.296	4:23.676	4:27.858	
2	1	<span style="background-color: green;">4:19.335</span>	8:47.193	9.977	<span style="background-color: green;">12.127</span>	18.828	40.434	5.758	31.148	20.652	7.486	44.600	20.985	21.069	13.978	8.121	4.172	
			Elapsed	9.977	22.104	40.932	1:21.366	1:27.124	1:58.272	2:18.924	2:26.410	3:11.010	3:31.995	3:53.064	4:07.042	4:15.163	4:19.335	
3	1	4:22.485	13:09.678	10.080	12.548	19.268	41.107	5.794	31.558	20.686	7.501	45.012	21.127	21.429	13.192	8.080	5.103	
			Elapsed	10.080	22.628	41.896	1:23.003	1:28.797	2:00.355	2:21.041	2:28.542	3:13.554	3:34.681	3:56.110	4:09.302	4:17.382	4:22.485	
4	1	7:44.834	20:54.512	18.101	14.452	19.624	42.751	5.785	31.532	28.754	8.242	2:13.564	1:00.148	46.608	36.289	10.248	8.736	
			Elapsed	18.101	32.553	52.177	1:34.928	1:40.713	2:12.245	2:40.999	2:49.241	5:02.805	6:02.953	6:49.561	7:25.850	7:36.098	7:44.834	
5	1	9:29.313 <b>B</b>	30:23.825	25.568	21.085	36.221	1:54.906	16.877	1:27.255	42.363	10.278	1:20.563	44.113	47.065	23.395			
			Elapsed	25.568	46.653	1:22.874	3:17.780	3:34.657	5:01.912	5:44.275	5:54.553	7:15.116	7:59.229	8:46.294	9:09.689		9:29.313	
6	2	6:04.262	36:28.087	1:55.401	13.713	18.429	40.525	5.870	31.242	20.696	7.425	44.387	20.762	20.826	13.225	7.555	4.206	
			Elapsed	1:55.401	2:09.114	2:27.543	3:08.068	3:13.938	3:45.180	4:05.876	4:13.301	4:57.688	5:18.450	5:39.276	5:52.501	6:00.056	6:04.262	
7	2	4:49.295	41:17.382	10.031	12.273	<span style="background-color: green;">18.294</span>	<span style="background-color: green;">40.132</span>	5.758	31.118	23.442	<span style="background-color: green;">7.360</span>	43.932	20.553	24.897	33.888	10.592	7.025	
			Elapsed	10.031	22.304	40.598	1:20.730	1:26.488	1:57.606	2:21.048	2:28.408	3:12.340	3:32.893	3:57.790	4:31.678	4:42.270	4:49.295	
8	2	7:03.347	48:20.729	21.082	14.880	18.655	1:00.487	9.466	54.001	42.592	9.095	1:12.974	37.819	36.188	31.199	9.066	5.843	
			Elapsed	21.082	35.962	54.617	1:55.104	2:04.570	2:58.571	3:41.163	3:50.258	5:03.232	5:41.051	6:17.239	6:48.438	6:57.504	7:03.347	
9	2	8:00.825	56:21.554	23.353	21.682	37.719	1:47.524	13.548	1:19.090	38.994	8.411	54.271	24.448	32.264	25.566	9.816	4.139	
			Elapsed	23.353	45.035	1:22.754	3:10.278	3:23.826	4:42.916	5:21.910	5:30.321	6:24.592	6:49.040	7:21.304	7:46.870	7:56.686	8:00.825	
10	2	4:14.109	1:00:35.663	<span style="background-color: green;">9.936</span>	12.427	18.732	40.264	<span style="background-color: green;">5.673</span>	<span style="background-color: green;">30.662</span>	<span style="background-color: green;">20.341</span>	7.400	<span style="background-color: green;">43.700</span>	<span style="background-color: green;">20.538</span>	<span style="background-color: green;">20.163</span>	<span style="background-color: green;">13.057</span>	<span style="background-color: green;">7.105</span>	<span style="background-color: green;">4.111</span>	
			Elapsed	9.936	22.363	41.095	1:21.359	1:27.032	1:57.694	2:18.035	2:25.435	3:09.135	3:29.673	3:49.836	4:02.893	4:09.998	4:14.109	



# Ligier European Series

## Le Mans Heat

### Race



## Section Analysis

■ Personal Best    
 ■ Session Best    
 ■ Crossing the pit lane

Lap	D	Time	Elapsed	SCL2	Z4	IP1	Z12	SCLC	A7-1	IP2	A8-1	SCLB	PORIN	POROUT	SCL1	FORDOUT	FL	
<b>94</b>		<b>Pegasus Racing</b>			<b>1. Alain MEYER</b>													<b>Ligier JS2 R</b>
1	1	4:54.510	4:54.510	16.939	16.248	22.944	44.570	6.202	33.667	22.439	8.561	47.993	22.276	24.591	14.985	8.558	4.537	
			Elapsed	16.939	33.187	56.131	1:40.701	1:46.903	2:20.570	2:43.009	2:51.570	3:39.563	4:01.839	4:26.430	4:41.415	4:49.973	4:54.510	
2	1	4:43.132	9:37.642	10.787	13.479	21.276	43.733	6.162	33.761	22.352	8.337	48.675	22.452	24.408	14.783	8.365	4.562	
			Elapsed	10.787	24.266	45.542	1:29.275	1:35.437	2:09.198	2:31.550	2:39.887	3:28.562	3:51.014	4:15.422	4:30.205	4:38.570	4:43.132	
3	1	<b>4:39.675</b>	14:17.317	10.766	<b>13.349</b>	<b>20.469</b>	<b>43.318</b>	<b>6.080</b>	33.468	21.988	8.333	48.068	22.708	23.942	<b>14.603</b>	<b>8.142</b>	<b>4.441</b>	
			Elapsed	10.766	24.115	44.584	1:27.902	1:33.982	2:07.450	2:29.438	2:37.771	3:25.839	3:48.547	4:12.489	4:27.092	4:35.234	4:39.675	
4	1	7:03.758	21:21.075	<b>10.644</b>	13.852	20.885	43.402	6.097	33.612	22.016	<b>8.126</b>	1:49.439	52.118	43.012	45.093	8.981	6.481	
			Elapsed	10.644	24.496	45.381	1:28.783	1:34.880	2:08.492	2:30.508	2:38.634	4:28.073	5:20.191	6:03.203	6:48.296	6:57.277	7:03.758	
5	1	9:32.042 <b>B</b>	30:53.117	25.096	17.650	36.106	2:04.570	13.239	1:27.110	41.515	8.925	1:15.113	41.856	46.659	23.278			
			Elapsed	25.096	42.746	1:18.852	3:23.422	3:36.661	5:03.771	5:45.286	5:54.211	7:09.324	7:51.180	8:37.839	9:01.117		9:32.042	
6	1	6:50.567	37:43.684	2:16.327	14.357	21.847	44.003	6.237	33.945	22.136	8.229	<b>47.659</b>	22.562	<b>23.912</b>	15.198	9.566	4.589	
			Elapsed	2:16.327	2:30.684	2:52.531	3:36.534	3:42.771	4:16.716	4:38.852	4:47.081	5:34.740	5:57.302	6:21.214	6:36.412	6:45.978	6:50.567	
7	1	5:06.439	42:50.123	10.763	13.487	21.691	44.807	6.173	33.937	<b>21.980</b>	8.208	47.968	22.418	41.463	19.895	9.097	4.552	
			Elapsed	10.763	24.250	45.941	1:30.748	1:36.921	2:10.858	2:32.838	2:41.046	3:29.014	3:51.432	4:32.895	4:52.790	5:01.887	5:06.439	
8	1	5:58.045	48:48.168	10.711	13.995	20.860	43.967	6.179	33.949	25.346	8.229	1:08.459	38.974	46.899	27.137	8.754	4.586	
			Elapsed	10.711	24.706	45.566	1:29.533	1:35.712	2:09.661	2:35.007	2:43.236	3:51.695	4:30.669	5:17.568	5:44.705	5:53.459	5:58.045	
9	1	7:51.592	56:39.760	20.746	21.774	36.916	1:47.350	17.395	1:14.341	44.683	8.408	50.816	22.823	25.102	27.998	8.659	4.581	
			Elapsed	20.746	42.520	1:19.436	3:06.786	3:24.181	4:38.522	5:23.205	5:31.613	6:22.429	6:45.252	7:10.354	7:38.352	7:47.011	7:51.592	
10	1	4:40.111	1:01:19.871	10.645	13.442	20.807	44.001	6.131	<b>33.178</b>	22.209	8.321	47.746	<b>22.184</b>	23.929	14.788	8.246	4.484	
			Elapsed	10.645	24.087	44.894	1:28.895	1:35.026	2:08.204	2:30.413	2:38.734	3:26.480	3:48.664	4:12.593	4:27.381	4:35.627	4:40.111	
<b>99</b>		<b>Team Virage</b>			<b>1. Arnaud MALIZIA</b>						<b>2. Victor AEGERTER</b>						<b>Ligier JS P4</b>	
1	2	4:20.579	4:20.579	11.543	13.600	18.788	40.203	6.486	31.283	21.253	7.569	43.763	20.696	20.793	12.963	7.434	4.205	
			Elapsed	11.543	25.143	43.931	1:24.134	1:30.620	2:01.903	2:23.156	2:30.725	3:14.488	3:35.184	3:55.977	4:08.940	4:16.374	4:20.579	
2	2	4:12.591	8:33.170	10.017	12.060	18.090	<b>39.910</b>	<b>5.719</b>	<b>30.208</b>	<b>20.460</b>	7.583	43.698	20.645	<b>20.031</b>	<b>12.887</b>	7.185	<b>4.098</b>	
			Elapsed	10.017	22.077	40.167	1:20.077	1:25.796	1:56.004	2:16.464	2:24.047	3:07.745	3:28.390	3:48.421	4:01.308	4:08.493	4:12.591	
3	2	<b>4:12.303</b>	12:45.473	10.004	<b>11.806</b>	<b>17.754</b>	40.059	5.750	30.578	20.851	<b>7.216</b>	43.445	<b>20.388</b>	20.165	13.062	<b>7.100</b>	4.125	
			Elapsed	10.004	21.810	39.564	1:19.623	1:25.373	1:55.951	2:16.802	2:24.018	3:07.463	3:27.851	3:48.016	4:01.078	4:08.178	4:12.303	
4	2	8:03.460	20:48.933	<b>9.951</b>	11.853	20.118	44.247	5.982	31.698	54.586	8.525	2:13.239	1:02.573	46.102	35.867	9.602	9.117	
			Elapsed	9.951	21.804	41.922	1:26.169	1:32.151	2:03.849	2:58.435	3:06.960	5:20.199	6:22.772	7:08.874	7:44.741	7:54.343	8:03.460	
5	2	9:29.387 <b>B</b>	30:18.320	25.886	22.529	35.808	1:54.572	16.445	1:27.798	42.685	9.792	1:21.057	44.646	46.322	23.226			
			Elapsed	25.886	48.415	1:24.223	3:18.795	3:35.240	5:03.038	5:45.723	5:55.515	7:16.572	8:01.218	8:47.540	9:10.766		9:29.387	
6	1	6:11.156	36:29.476	2:05.283	13.074	18.452	40.729	5.897	30.586	20.520	7.452	<b>43.392</b>	20.389	20.128	13.680	7.406	4.168	
			Elapsed	2:05.283	2:18.357	2:36.809	3:17.538	3:23.435	3:54.021	4:14.541	4:21.993	5:05.385	5:25.774	5:45.902	5:59.582	6:06.988	6:11.156	