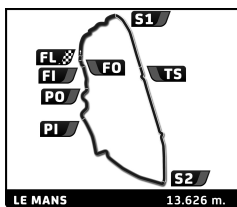


LIGIER

EUROPEAN SERIES



Ligier European Series

Le Mans Heat

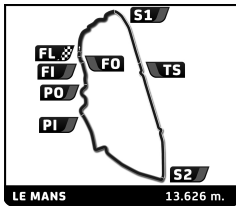
Qualifying Practice

Sector Analysis

Lap under Red Flag							Invalidated Lap		Personal Best		Session Best		B Crossing the pit lane		
Lap	D	Time	Sector 1	Sector 2	Sector 3	T. Spd	Elapsed	Lap	D	Time	Sector 1	Sector 2	Sector 3	T. Spd	Elapsed
1	Team Virage 1. Sebastien KAWPENG 2. Brandon MCCAUGHAN							Ligier JS P4 JS P4							
1	1	4:56.605	1:11.723	1:41.484	2:03.398	236.3	4:56.605	1	1	4:54.916	1:12.099	1:42.347	2:00.470	244.9	4:54.916
2	1	5:12.945	40.923	1:36.935	2:55.087	274.5	10:09.550	2	1	5:04.733	39.391	1:35.564	2:49.778	269.1	9:59.649
3	1	4:14.338	40.320	1:36.541	1:57.477	271.1	14:23.888	3	1	4:09.650	39.185	1:36.023	1:54.442	269.8	14:09.299
4	1	4:13.823	39.576	1:36.614	1:57.633	273.9	18:37.711	4	1	4:09.275	38.687	1:35.364	1:55.224	269.8	18:18.574
3	LR Motorsport 1. Noah ROSSER 2. Andrea FRIZZA							Ligier JS2 R JS2 R							
1	1	5:26.985	1:32.103	1:45.790	2:09.092	233.3	5:26.985	1	1	5:19.643	1:36.013	1:46.092	2:07.538	252.3	5:29.643
2	1	5:16.790	44.396	1:42.655	2:49.739	252.8	10:43.775	2	1	5:19.769	44.637	1:44.678	2:50.454	258.2	10:49.412
3	1	4:30.232	41.292	1:40.701	2:08.239	253.4	15:14.007	3	1	4:23.154	41.171	1:41.031	2:00.952	260.7	15:12.566
4	1	4:25.235	41.283	1:41.388	2:02.564	252.8	19:39.242	4	1	4:27.522	42.511	1:42.124	2:02.887	260.7	19:40.088
4	ANS Motorsport 1. Jean-Philippe JOUVENT 2. Louis IGLESIAS							Ligier JS2 R JS2 R P/A							
1	2	5:18.064	1:28.882	1:45.350	2:03.832	230.8	5:18.064	1	1	4:50.875	1:08.950	1:43.545	1:58.380	227.0	4:50.875
2	2	5:07.333	41.647	1:39.931	2:45.755	259.5	10:25.397	2	1	5:02.794	40.401	1:37.151	2:45.242	268.4	9:53.669
3	2	4:17.199	40.500	1:38.774	1:57.835	260.7	14:42.506	3	1	4:10.975	39.522	1:36.668	1:54.785	267.1	14:04.644
4	2	4:17.435	40.433	1:38.890	1:58.112	260.7	18:59.941	4	1	4:20.734	39.086	1:36.361	2:05.287	269.1	18:25.378
6	ANS Motorsport 1. Ethan PHARAMOND 2. Mika ABRAHAMS							Ligier JS P4 JS P4							
1	2	5:01.296	1:17.599	1:47.218	1:56.479	218.8	5:01.296	1	1	4:51.862	1:11.289	1:42.364	1:58.209	228.9	4:51.862
7	LR Motorsport 1. Simone RICCIPELLI 2. Pietro FERRI							Ligier JS P4 JS P4							
1	2	5:03.610	1:22.561	1:43.044	1:58.005	226.0	5:03.610	1	1	5:09.815	41.017	1:37.362	2:51.436	262.0	10:01.677
2	2	4:58.534	41.112	1:39.424	2:37.998	270.4	10:02.144	2	1	4:14.259	39.720	1:38.765	1:55.774	267.8	14:15.936
3	2	4:09.968	39.475	1:35.956	1:54.537	269.1	14:12.112	3	1	4:13.893	39.338	1:37.065	1:57.490	267.8	18:29.829
4	2	4:09.167	38.932	1:35.600	1:54.635	275.2	18:21.279	4	1	4:33.465	43.861	1:43.025	2:06.579	255.2	20:13.602
9	ANS Motorsport 1. Adrien BASTIDE 2. Arthur AEGERTER							Ligier JS P4 JS P4							
1	2	5:17.551	1:26.430	1:45.383	2:05.738	221.0	5:17.551	1	1	6:12.057	1:18.039	2:09.608	2:44.410	178.5	6:12.057
2	2	5:01.944	41.689	1:39.110	2:41.145	257.6	10:19.495	2	1	6:20.747	51.904	2:57.614	2:31.229	187.4	12:32.804
3	2	4:13.202	39.841	1:36.067	1:57.294	267.1	14:32.697	3	1	5:31.538	50.356	1:54.488	2:46.694	229.4	18:04.342
4	2	4:12.350	39.604	1:35.972	1:56.774	268.4	18:45.047	4	1	4:33.465	43.861	1:43.025	2:06.579	255.2	20:13.602
10	LADC Motorsport 1. Christian GISY							Ligier JS2 R JS2 R AM							
1	1	6:31.970	2:35.331	1:47.098	2:09.541	245.4	6:31.970	1	1	4:59.344	57.391	1:49.190	2:12.763	256.4	4:59.344
2	1	5:28.564	43.298	2:39.185	2:06.081	256.4	12:00.534	2	1	5:27.240	44.983	1:46.913	2:55.344	258.2	10:26.584
3	1	4:31.196	42.541	1:43.516	2:05.139	256.4	16:31.730	3	1	4:37.454	45.254	1:43.283	2:08.917	260.1	15:04.038
4	1	5:32.924 B	42.106	1:44.092	3:06.726	257.6	22:04.654	4	1	4:36.806	44.724	1:43.335	2:08.747	259.5	19:40.844
12	ASM Motorsport 1. Luis Carlos PEREZ CABELL							Ligier JS P4 JS P4							
1	1	5:09.213	1:27.015	1:42.221	1:59.977	254.0	5:09.213	1	1	4:49.483	52.840	1:50.260	2:06.383	194.5	4:49.483
2	1	5:04.062	39.865	1:37.294	2:46.903	272.5	10:13.275	2	1	5:16.810	43.561	1:41.164	2:52.085	260.7	10:06.293
3	1	4:08.311	39.152	1:35.178	1:53.981	270.4	14:21.586	3	1	4:08.630	38.651	1:35.000	1:54.979	273.9	18:30.216
4	1	4:08.630	38.651	1:35.000	1:54.979	273.9	18:30.216	4	1	4:08.630	38.651	1:35.000	1:54.979	273.9	18:30.216
14	Team Virage 1. Alex GARDNER 2. Simon SCHRANZ							Ligier JS P4 JS P4							
1	1	4:54.916	1:12.099	1:42.347	2:00.470	244.9	4:54.916	1	1	4:54.916	1:12.099	1:42.347	2:00.470	244.9	4:54.916
2	1	5:04.733	39.391	1:35.564	2:49.778	269.1	9:59.649	2	1	5:04.733	39.391	1:35.564	2:49.778	269.1	9:59.649
3	1	4:09.650	39.185	1:36.023	1:54.442	269.8	14:09.299	3	1	4:09.650	39.185	1:36.023	1:54.442	269.8	14:09.299
4	1	4:09.275	38.687	1:35.364	1:55.224	269.8	18:18.574	4	1	4:09.275	38.687	1:35.364	1:55.224	269.8	18:18.574
18	VSF Sports 1. Maxime APARICIO 2. Anthony GHIBAUDO							Ligier JS2 R JS2 R P/A							
1	1	5:19.643	1:36.013	1:46.092	2:07.538	252.3	5:29.643	1	1	5:19.643	1:36.013	1:46.092	2:07.538	252.3	5:29.643
2	1	5:19.769	44.637	1:44.678	2:50.454	258.2	10:49.412	2	1	5:19.769	44.637	1:44.678	2:50.454	258.2	10:49.412
3	1	4:23.154	41.171	1:41.031	2:00.952	260.7	15:12.566	3	1	4:23.154	41.171	1:41.031	2:00.952	260.7	15:12.566
4	1	4:27.522	42.511	1:42.124	2:02.887	260.7	19:40.088	4	1	4:27.522	42.511	1:42.124	2:02.887	260.7	19:40.088
19	Trajectus Motorsport 1. Vincent BOUTELLER 2. Tomas POMPIDOU							Ligier JS P4 JS P4							
1	1	4:50.875	1:08.950	1:43.545	1:58.380	227.0	4:50.875	1	1	4:50.875	1:08.950	1:43.545	1:58.380	227.0	4:50.875
2	1	5:02.794	40.401	1:37.151	2:45.242	268.4	9:53.669	2	1	5:02.794	40.401	1:37.151	2:45.242	268.4	9:53.669
3	1	4:10.975	39.522	1:36.668	1:54.785	267.1	14:04.644	3	1	4:10.975	39.522	1:36.668	1:54.785	267.1	14:04.644
4	1	4:20.734	39.086	1:36.361	2:05.287	269.1	18:25.378	4	1	4:20.734	39.086	1:36.361	2:05.287	269.1	18:25.378
20	Trajectus Motorsport 1. Gabriel DOYLE-PARFAIT 2. Nickolas ELLIS							Ligier JS P4 JS P4							
1	1	4:51.862	1:11.289	1:42.364	1:58.209	228.9	4:51.862	1	1	4:51.862	1:11.289	1:42.364	1:58.209	228.9	4:51.862
2	1	5:09.815	41.017	1:37.362	2:51.436	262.0	10:01.677	2	1	5:09.815	41.017	1:37.362	2:51.436	262.0	10:01.677
3	1	4:14.259	39.720	1:38.765	1:55.774	267.8	14:15.936	3	1	4:14.259	39.720	1:38.765	1:55.774	267.8	14:15.936
4	1	4:13.893	39.338	1:37.065	1:57.490	267.8	18:29.829	4	1	4:13.893	39.338	1:37.065	1:57.490	267.8	18:29.829
22	ZOSH Competition 1. Guillaume BRICHARD 2. Michel RENAUVAN							Ligier JS2 R JS2 R AM							
1	1	5:29.263	1:12.412	2:00.644	2:16.207	191.7	5:29.263	1	1	6:12.057	1:18.039	2:09.608	2:44.410	178.5	6:12.057
2	1	5:33.433	44.703	1:48.729	3:00.001	189.7	11:02.696	2	1	6:20.747	51.904	2:57.614	2:31.229	187.4	12:32.804
3	1	4:37.441	43.144	1:43.693	2:10.604	232.8	15:40.137	3	1	5:31.538	50.356	1:54.488	2:46.694	229.4	18:04.342
4	1	4:33.465	43.861	1:43.025	2:06.579	255.2	20:13.602	4	1	4:33.465	43.861	1:43.025	2:06.579	255.2	20:13.602
23	ZOSH Competition 1. Gilles BOUVART							Ligier JS2 R JS2 R AM							
1	1	6:12.057	1:18.039	2:09.608	2:44.410	178.5	6:12.057	1	1	6:12.057	1:18.039	2:09.608	2:44.410	178.5	6:12.057
2	1	6:20.747	51.904	2:57.614	2:31.229	187.4	12:32.804	2	1	6:20.747	51.904	2:57.614	2:31.229	187.4	12:32.804
3	1	5:31.538	50.356	1:54.488	2:46.694	229.4	18:04.342	3	1	5:31.538	50.356	1:54.488	2:46.694	229.4	18:04.342
28	Pegasus Racing 1. Christophe WEBER							Ligier JS2 R JS2 R AM							
1	1	4:59.34													

LIGIER

EUROPEAN SERIES



Ligier European Series

Le Mans Heat

Qualifying Practice

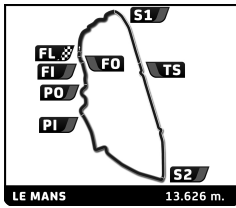
Sector Analysis

Lap under Red Flag Invalidated Lap Personal Best Session Best Crossing the pit lane

Lap	D	Time	Sector 1	Sector 2	Sector 3	T. Spd	Elapsed	Lap	D	Time	Sector 1	Sector 2	Sector 3	T. Spd	Elapsed
3	1	4:23.979	41.999	1:40.786	2:01.194	260.1	14:30.272								
4	1	4:23.492	41.241	1:40.674	2:01.577	260.7	18:53.764								
33		Petrogold					Ligier JS P4	53		M Racing					Ligier JS2 R
		1. Daniel NOGALES					JS P4			1. Natan BIHEL					JS2 R
		2. Scott MARSH													
1	1	5:25.146	1:38.848	1:44.829	2:01.469	247.7	5:25.146	1	1	5:12.794	1:19.011	1:47.211	2:06.572	246.0	5:12.794
2	1	4:58.701	41.570	1:35.883	2:41.248	271.8	10:23.847	2	1	5:01.605	42.734	1:40.561	2:38.310	255.2	10:14.399
3	1	4:09.677	39.528	1:35.074	1:55.075	272.5	14:33.524	3	1	4:19.936	40.599	1:39.829	1:59.508	259.5	14:34.335
4	1	4:09.758	39.243	1:35.017	1:55.498	265.2	18:43.282	4	1	4:18.277	40.125	1:39.269	1:58.883	260.1	18:52.612
35		Yeloso Motorsport					Ligier JS2 R	57		M Racing					Ligier JS P4
		1. José MARREIROS					JS2 R			1. August THERBO					JS P4
										2. Martin LACQUEMANNE					
1	1	5:37.590	1:35.635	1:47.222	2:14.733	236.3	5:37.590	1	1	5:04.476	1:18.433	1:46.821	1:59.222	234.3	5:04.476
2	1	5:21.465	41.878	1:43.236	2:56.351	260.1	10:59.055	2	1	5:06.307	40.865	1:39.268	2:46.174	263.2	10:10.783
3	1	4:25.146	41.891	1:41.043	2:02.212	260.7	15:24.201	3	1	4:28.387	39.707	1:35.656	2:13.024	273.9	14:39.170
4	1	4:23.378	41.499	1:40.884	2:00.995	260.7	19:47.579	4	1	4:10.119	39.864	1:35.760	1:54.495	271.1	18:49.289
41		YSF Sports					Ligier JS2 R	61		LADC Motorsport					Ligier JS2 R
		1. Daniel DALLAKYAN					JS2 R			1. Erwan BIHEL					JS2 R AM
		2. Antonin BERNARD													
1	2	5:10.545	1:21.563	1:43.958	2:05.024	229.9	5:10.545	1	1	6:50.354	2:47.552	1:51.806	2:10.996	213.6	6:50.354
2	2	5:07.009	42.299	1:41.314	2:43.396	261.3	10:17.554	2	1	5:39.931	45.610	2:44.594	2:09.727	76.8	12:30.285
3	2	4:19.409	40.616	1:39.442	1:59.351	251.7	14:36.963	3	1	4:32.401	42.634	1:43.438	2:06.329	255.8	17:02.686
4	2	4:18.364	40.441	1:39.027	1:58.896	254.6	18:55.327	62		LADC BY RSL					Ligier JS2 R
44		ASM Motorsport					Ligier JS P4			1. Oskar KRISTENSEN					JS2 R
		1. Lucas FECURY					JS P4								
1	1	5:24.856	1:34.670	1:44.016	2:06.170	257.0	5:24.856	1	1	7:13.057	3:04.279	1:58.452	2:10.326	195.5	7:13.057
2	1	5:02.561	40.668	1:37.633	2:44.260	268.4	10:27.417	2	1	5:30.334	43.371	2:40.221	2:06.742	156.9	12:43.391
3	1	4:29.310	39.587	1:38.331	2:11.392	271.1	14:56.727	3	1	4:22.004	40.795	1:40.946	2:00.263	258.9	17:05.395
4	1	5:29.005	1:54.708	1:36.533	1:57.764	271.1	20:25.732	68		M Racing					Ligier JS2 R
48		Allay Racing					Ligier JS P4			1. Lawrence HERBOTS					JS2 R
		1. Emil HELLBERG					JS P4 AM								
1	1	4:58.377	1:08.666	1:46.604	2:03.107	224.2	4:58.377	1	1	5:20.153	1:27.925	1:47.721	2:04.507	201.0	5:20.153
2	1	5:12.253	40.713	1:35.924	2:55.616	271.1	10:10.630	2	1	5:14.796	42.519	1:42.714	2:49.563	260.7	10:34.949
3	1	4:17.183	40.971	1:36.769	1:59.443	271.1	14:27.813	3	1	4:29.153	41.831	1:42.118	2:05.204	260.7	15:04.102
4	1	4:11.972	39.757	1:36.341	1:55.874	274.5	18:39.785	4	1	4:29.424	42.029	1:42.122	2:05.273	260.1	19:33.526
50		Les Deux Arbres					Ligier JS P4	69		Breton Racing					Ligier JS P4
		1. Jeremy LOISEL					JS P4 AM			1. Dominique BASTIEN					JS P4 AM
1	1	5:26.689	1:31.443	1:45.482	2:09.764	211.9	5:26.689	1	1	5:10.297	1:17.108	1:47.326	2:05.863	249.4	5:10.297
2	1	5:14.268	44.063	1:42.139	2:48.066	270.4	10:40.957	2	1	5:15.692	46.555	1:40.877	2:48.260	275.2	10:25.989
3	1	4:28.680	42.352	1:40.155	2:06.173	270.4	15:09.637	3	1	4:25.261	44.435	1:39.374	2:01.452	275.2	14:51.250
4	1	4:27.904	42.386	1:39.597	2:05.921	273.2	19:37.541	4	1	4:22.812	41.270	1:39.028	2:02.514	271.8	19:14.062
51		ZOSH Competition					Ligier JS2 R	72		ZOSH Competition					Ligier JS2 R
		1. Paul ALBERTO					JS2 R			1. Anthony PERRIN					JS2 R
		2. Maxence CHATELLIER								2. Leo PINQUIER					
1	1	4:50.460	1:00.557	1:45.469	2:04.434	231.3	4:50.460	1	2	5:23.613	1:08.220	1:59.407	2:15.986	209.5	5:23.613
2	1	5:10.841	41.761	1:39.457	2:49.623	259.5	10:01.301	2	2	5:36.749	49.821	1:48.040	2:58.888	255.2	11:00.362
3	1	4:17.829	41.341	1:38.844	1:57.644	261.3	14:19.130	3	2	4:39.237	45.064	1:43.692	2:10.481	257.6	15:39.599
4	1	4:22.245	40.222	1:39.406	2:02.617	259.5	18:41.375	4	2	4:33.203	43.997	1:42.411	2:06.795	260.1	20:12.802
75		M Racing					Ligier JS2 R	75		M Racing					Ligier JS2 R
		1. Nathan HUET					JS2 R P/A			1. Nathan HUET					JS2 R P/A
		2. Cindy GUDET								2. Cindy GUDET					
1	2	5:34.877	1:36.872	1:46.184	2:11.821	244.3	5:34.877	1	2	5:34.877	1:36.872	1:46.184	2:11.821	244.3	5:34.877
2	2	5:13.604	42.308	1:41.944	2:49.352	260.7	10:48.481	2	2	5:13.604	42.308	1:41.944	2:49.352	260.7	10:48.481
3	2	13:30.280	41.220	1:40.435	...	260.1	24:18.761	3	2	13:30.280	41.220	1:40.435	...	260.1	24:18.761

LIGIER

EUROPEAN SERIES



Ligier European Series

Le Mans Heat

Qualifying Practice

Sector Analysis

							■ Lap under Red Flag ■ Invalidated Lap ■ Personal Best ■ Session Best B Crossing the pit lane								
Lap	D	Time	Sector 1	Sector 2	Sector 3	T. Spd	Elapsed	Lap	D	Time	Sector 1	Sector 2	Sector 3	T. Spd	Elapsed
81		LR Motorsport					Ligier JS2 R								
		1.Simone BIANCO					JS2 R								
1	1	5:10.918	1:22.984	1:44.471	2:03.463	228.9	5:10.918								
2	1	5:09.674	43.998	1:42.207	2:43.469	260.7	10:20.592								
3	1	4:20.910	41.190	1:40.218	1:59.502	260.1	14:41.502								
4	1	4:19.042	40.778	1:39.901	1:58.363	259.5	19:00.544								
83		Trajectus Motorsport					Ligier JS2 R								
		1.Charles LAMBERT					JS2 R								
1	1	5:02.239	1:12.900	1:45.288	2:04.051	235.3	5:02.239								
2	1	5:13.730	43.369	1:42.998	2:47.363	255.2	10:15.969								
3	1	4:21.805	40.981	1:39.766	2:01.058	260.7	14:37.774								
4	1	4:19.627	40.949	1:39.407	1:59.271	260.1	18:57.401								
84		Trajectus Motorsport					Ligier JS2 R								
		1.Jack TABERY					JS2 R P/A								
		2.Martin TABERY													
1	1	5:17.160	1:19.429	1:51.672	2:06.059	197.3	5:17.160								
2	1	5:16.121	43.915	1:43.112	2:49.094	257.0	10:33.281								
3	1	4:25.961	42.203	1:41.735	2:02.023	260.7	14:59.242								
4	1	4:24.344	41.476	1:40.833	2:02.035	261.3	19:23.586								
88		23Events Racing					Ligier JS2 R								
		1.Marcus TERKILDSEN					JS2 R								
1	1	4:48.034	59.578	1:45.601	2:02.855	237.9	4:48.034								
2	1	5:12.454	41.402	1:40.277	2:50.775	258.2	10:00.488								
3	1	4:18.121	40.548	1:39.615	1:57.958	260.7	14:18.609								
4	1	4:19.851	40.322	1:39.277	2:00.252	262.6	18:38.460								
90		LADC Motorsport					Ligier JS2 R								
		1.Clement LOEUL					JS2 R								
1	1	7:07.808	3:02.187	1:57.989	2:07.632	197.0	7:07.808								
2	1	5:25.466	43.323	2:41.548	2:00.595	130.7	12:33.274								
3	1	4:24.155	41.302	1:40.917	2:01.936	260.1	16:57.429								
94		Pegasus Racing					Ligier JS2 R								
		1.Alain MEYER					JS2 R AM								
1	1	5:09.219	1:08.876	1:49.741	2:10.602	211.5	5:09.219								
2	1	5:20.731	45.375	1:45.649	2:49.707	255.8	10:29.950								
3	1	4:39.182	44.472	1:45.675	2:09.035	257.0	15:09.132								
4	1	4:38.146	45.711	1:43.929	2:08.506	260.1	19:47.278								
99		Team Virage					Ligier JS P4								
		1.Arnaud MALIZIA					JS P4								
		2.Victor AEGERTER													
1	2	6:11.503	2:33.679	1:38.538	1:59.286	269.1	6:11.503								
2	2	4:42.864	40.420	1:40.837	2:21.607	271.1	10:54.367								
3	2	4:15.448	40.622	1:36.051	1:58.775	274.5	15:09.815								
4	2	4:11.179	40.083	1:35.976	1:55.120	267.1	19:20.994								