

Ligier European Series

Le Mans Heat

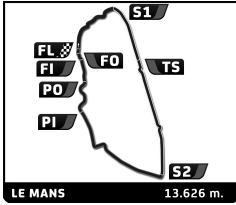
Qualifying Practice



Section Analysis

■ Personal Best
 ■ Session Best
 ■ Crossing the pit lane

Lap	D	Time	Elapsed	SCL2	Z4	IP1	Z12	SCLC	A7-1	IP2	A8-1	SCLB	PORIN	POROUT	SCL1	FORDOUT	FL
1 Team Virage				1. Sebastien KAWPENG				2. Brandon MCCAUGHAN				Ligier JS P4					
1	1	4:56.605	4:56.605	31.742	16.935	23.046	42.855	5.944	31.995	20.690	10.486	46.000	20.956	20.617	13.606	7.520	4.213
			Elapsed	31.742	48.677	1:11.723	1:54.578	2:00.522	2:32.517	2:53.207	3:03.693	3:49.693	4:10.649	4:31.266	4:44.872	4:52.392	4:56.605
2	1	5:12.945	10:09.550	10.055	12.247	18.621	40.169	5.753	30.591	20.422	7.462	54.707	57.170	30.383	13.533	7.496	4.336
			Elapsed	10.055	22.302	40.923	1:21.092	1:26.845	1:57.436	2:17.858	2:25.320	3:20.027	4:17.197	4:47.580	5:01.113	5:08.609	5:12.945
3	1	4:14.338	14:23.888	10.063	11.988	18.269	39.939	5.753	30.520	20.329	7.276	44.111	21.061	20.470	13.155	7.313	4.091
			Elapsed	10.063	22.051	40.320	1:20.259	1:26.012	1:56.532	2:16.861	2:24.137	3:08.248	3:29.309	3:49.779	4:02.934	4:10.247	4:14.338
4	1	4:13.823	18:37.711	9.953	11.668	17.955	39.725	5.746	30.597	20.546	7.216	45.416	20.503	19.811	13.326	7.259	4.102
			Elapsed	9.953	21.621	39.576	1:19.301	1:25.047	1:55.644	2:16.190	2:23.406	3:08.822	3:29.325	3:49.136	4:02.462	4:09.721	4:13.823
3 LR Motorsport				1. Noah ROSSER				2. Andrea FRIZZA				Ligier JS2 R					
1	1	5:26.985	5:26.985	42.555	27.885	21.663	44.275	6.207	33.321	21.987	8.008	49.589	21.806	22.989	14.392	7.865	4.443
			Elapsed	42.555	1:10.440	1:32.103	2:16.378	2:22.585	2:55.906	3:17.893	3:25.901	4:15.490	4:37.296	5:00.285	5:14.677	5:22.542	5:26.985
2	1	5:16.790	10:43.775	10.427	12.543	21.426	43.572	5.965	31.666	21.452	7.645	1:29.471	21.619	21.499	17.924	7.299	4.282
			Elapsed	10.427	22.970	44.396	1:27.968	1:33.933	2:05.599	2:27.051	2:34.696	4:04.167	4:25.786	4:47.285	5:05.209	5:12.508	5:16.790
3	1	4:30.232	15:14.007	10.404	12.198	18.690	41.674	5.976	31.652	21.399	7.475	45.184	21.310	23.536	19.117	7.346	4.271
			Elapsed	10.404	22.602	41.292	1:22.966	1:28.942	2:00.594	2:21.993	2:29.468	3:14.652	3:35.962	3:59.498	4:18.615	4:25.961	4:30.232
4	1	4:25.235	19:39.242	10.327	12.059	18.897	42.309	6.001	31.854	21.224	7.831	45.069	21.325	22.129	14.152	7.789	4.269
			Elapsed	10.327	22.386	41.283	1:23.592	1:29.593	2:01.447	2:22.671	2:30.502	3:15.571	3:36.896	3:59.025	4:13.177	4:20.966	4:25.235
4 ANS Motorsport				1. Jean-Philippe JOUVENT				2. Louis IGLESIAS				Ligier JS2 R					
1	2	5:18.064	5:18.064	48.968	17.029	22.885	44.009	6.524	33.032	21.785	7.832	46.305	21.629	21.816	14.135	7.924	4.191
			Elapsed	48.968	1:05.997	1:28.882	2:12.891	2:19.415	2:52.447	3:14.232	3:22.064	4:08.369	4:29.998	4:51.814	5:05.949	5:13.873	5:18.064
2	2	5:07.333	10:25.397	10.299	12.405	18.943	41.849	5.895	31.146	21.041	7.367	1:24.198	23.872	20.480	15.213	9.941	4.684
			Elapsed	10.299	22.704	41.647	1:23.496	1:29.391	2:00.537	2:21.578	2:28.945	3:53.143	4:17.015	4:37.495	4:52.708	5:02.649	5:07.333
3	2	4:17.109	14:42.506	10.536	11.851	18.113	40.736	5.931	31.130	20.977	7.314	44.789	21.153	20.187	13.274	6.916	4.202
			Elapsed	10.536	22.387	40.500	1:21.236	1:27.167	1:58.297	2:19.274	2:26.588	3:11.377	3:32.530	3:52.717	4:05.991	4:12.907	4:17.109
4	2	4:17.435	18:59.941	10.278	11.902	18.253	40.825	5.915	31.145	21.005	7.324	44.500	21.131	20.364	13.429	7.097	4.267
			Elapsed	10.278	22.180	40.433	1:21.258	1:27.173	1:58.318	2:19.323	2:26.647	3:11.147	3:32.278	3:52.642	4:06.071	4:13.168	4:17.435
6 ANS Motorsport				1. Ethan PHARAMOND				2. Mika ABRAHAMS				Ligier JS P4					
1	2	5:01.296	5:01.296	35.817	17.643	24.139	46.489	5.879	33.314	21.536	7.963	43.660	20.677	19.820	12.874	7.387	4.098
			Elapsed	35.817	53.460	1:17.599	2:04.088	2:09.967	2:43.281	3:04.817	3:12.780	3:56.440	4:17.117	4:36.937	4:49.811	4:57.198	5:01.296



Ligier European Series

Le Mans Heat

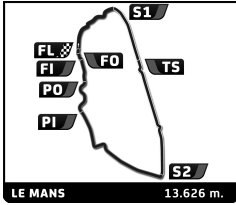
Qualifying Practice



Section Analysis

■ Personal Best
 ■ Session Best
 ■ Crossing the pit lane

Lap	D	Time	Elapsed	SCL2	Z4	IP1	Z12	SCLC	A7-1	IP2	A8-1	SCLB	PORIN	POROUT	SCL1	FORDOUT	FL	
7		LR Motorsport		1. Simone RICCITELLI				2. Pietro FERRI				Ligier JS P4						
1	2	5:03.610	5:03.610	41.792	18.952	21.817	43.472	5.812	32.009	21.751	8.201	44.014	20.532	20.675	13.321	7.183	4.079	
			Elapsed	41.792	1:00.744	1:22.561	2:06.033	2:11.845	2:43.854	3:05.605	3:13.806	3:57.820	4:18.352	4:39.027	4:52.348	4:59.531	5:03.610	
2	2	4:58.534	10:02.144	9.952	12.038	19.122	42.803	5.709	30.464	20.448	7.407	55.303	48.866	20.746	13.875	7.750	4.051	
			Elapsed	9.952	21.990	41.112	1:23.915	1:29.624	2:00.088	2:20.536	2:27.943	3:23.246	4:12.112	4:32.858	4:46.733	4:54.483	4:58.534	
3	2	4:09.968	14:12.112	9.832	12.121	17.522	39.720	5.710	30.189	20.337	7.325	43.382	20.436	19.491	12.709	6.868	4.326	
			Elapsed	9.832	21.953	39.475	1:19.195	1:24.905	1:55.094	2:15.431	2:22.756	3:06.138	3:26.574	3:46.065	3:58.774	4:05.642	4:09.968	
4	2	4:09.167	18:21.279	10.033	11.530	17.369	39.522	5.660	30.022	20.396	7.302	43.500	20.309	19.526	12.870	7.023	4.105	
			Elapsed	10.033	21.563	38.932	1:18.454	1:24.114	1:54.136	2:14.532	2:21.834	3:05.334	3:25.643	3:45.169	3:58.039	4:05.062	4:09.167	
9		ANS Motorsport		1. Adrien BASTIDE				2. Arthur AEGERTER				Ligier JS P4						
1	2	5:17.551	5:17.551	40.056	22.594	23.780	45.296	5.907	32.192	21.988	8.065	47.864	21.115	22.756	13.920	7.876	4.142	
			Elapsed	40.056	1:02.650	1:26.430	2:11.726	2:17.633	2:49.825	3:11.813	3:19.878	4:07.742	4:28.857	4:51.613	5:05.533	5:13.409	5:17.551	
2	2	5:01.944	10:19.495	9.950	12.748	18.991	41.708	5.691			7.443	1:13.932	30.469	23.695	14.046	7.396	4.164	
			Elapsed	9.950	22.698	41.689	1:23.397	1:29.088		2:20.799	2:28.242	3:42.174	4:12.643	4:36.338	4:50.384	4:57.780	5:01.944	
3	2	4:13.202	14:32.697	9.942	12.100	17.799	39.394	5.739	30.541	20.393	7.408	44.981	20.548	19.788	13.105	7.403	4.061	
			Elapsed	9.942	22.042	39.841	1:19.235	1:24.974	1:55.515	2:15.908	2:23.316	3:08.297	3:28.845	3:48.633	4:01.738	4:09.141	4:13.202	
4	2	4:12.350	18:45.047	9.894	11.986	17.724	39.433	5.741	30.254	20.544	7.434	44.359	20.377	20.151	13.033	7.381	4.039	
			Elapsed	9.894	21.880	39.604	1:19.037	1:24.778	1:55.032	2:15.576	2:23.010	3:07.369	3:27.746	3:47.897	4:00.930	4:08.311	4:12.350	
10		LADC Motorsport		1. Christian GISY														Ligier JS2 R
1	1	6:31.970	6:31.970	1:54.287	17.373	23.671	44.974	6.336	33.500	22.288	8.300	49.229	22.423	22.564	14.505	7.989	4.531	
			Elapsed	1:54.287	2:11.660	2:35.331	3:20.305	3:26.641	4:00.141	4:22.429	4:30.729	5:19.958	5:42.381	6:04.945	6:19.450	6:27.439	6:31.970	
2	1	5:28.564	12:00.534	10.787	12.734	19.777	46.598	14.336	1:15.234	23.017	8.041	47.320	22.310	21.957	14.185	7.871	4.397	
			Elapsed	10.787	23.521	43.298	1:29.896	1:44.232	2:59.466	3:22.483	3:30.524	4:17.844	4:40.154	5:02.111	5:16.296	5:24.167	5:28.564	
3	1	4:31.196	16:31.730	10.697	12.629	19.215	42.349	6.172	32.849	22.146	7.739	47.305	22.164	21.724	14.079	7.731	4.397	
			Elapsed	10.697	23.326	42.541	1:24.890	1:31.062	2:03.911	2:26.057	2:33.796	3:21.101	3:43.265	4:04.989	4:19.068	4:26.799	4:31.196	
4	1	5:32.924 B	22:04.654	10.688	12.442	18.976	42.708	6.157	33.061	22.166	7.877	47.417	22.194	23.475	26.088			
			Elapsed	10.688	23.130	42.106	1:24.814	1:30.971	2:04.032	2:26.198	2:34.075	3:21.492	3:43.686	4:07.161	4:33.249		5:32.924	



Ligier European Series

Le Mans Heat

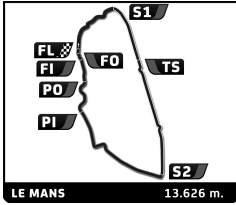
Qualifying Practice



Section Analysis

■ Personal Best
 ■ Session Best
 ■ B Crossing the pit lane

Lap	D	Time	Elapsed	SCL2	Z4	IP1	Z12	SCLC	A7-1	IP2	A8-1	SCLB	PORIN	POROUT	SCL1	FORDOUT	FL
12		ASM Motorsport		1.Luis Carlos PEREZ CABELLO													Ligier JS P4
1	1	5:09.213	5:09.213	46.880	17.747	22.388	42.534	5.861	32.651	21.175	7.750	45.030	20.611	20.747	13.420	8.325	4.094
			Elapsed	46.880	1:04.627	1:27.015	2:09.549	2:15.410	2:48.061	3:09.236	3:16.986	4:02.016	4:22.627	4:43.374	4:56.794	5:05.119	5:09.213
2	1	5:04.062	10:13.275	9.997	11.889	17.979	41.336	5.733	29.977	20.248	7.315	57.149	54.496	20.714	14.511	8.597	4.121
			Elapsed	9.997	21.886	39.865	1:21.201	1:26.934	1:56.911	2:17.159	2:24.474	3:21.623	4:16.119	4:36.833	4:51.344	4:59.941	5:04.062
3	1	4:08.311	14:21.586	9.939	11.783	17.430	39.133	5.666	30.154	20.225	7.269	43.039	20.459	19.456	12.617	6.941	4.200
			Elapsed	9.939	21.722	39.152	1:18.285	1:23.951	1:54.105	2:14.330	2:21.599	3:04.638	3:25.097	3:44.553	3:57.170	4:04.111	4:08.311
4	1	4:08.630	18:30.216	9.938	11.380	17.333	38.939	5.724	30.126	20.211	7.228	43.940	20.268	19.352	12.937	7.157	4.097
			Elapsed	9.938	21.318	38.651	1:17.590	1:23.314	1:53.440	2:13.651	2:20.879	3:04.819	3:25.087	3:44.439	3:57.376	4:04.533	4:08.630
14		Team Virage		1.Alex GARDNER						2.Simon SCHRANZ						Ligier JS P4	
1	1	4:54.916	4:54.916	32.512	17.134	22.453	43.212	5.823	32.618	20.694	7.618	44.040	20.695	21.656	15.100	7.325	4.036
			Elapsed	32.512	49.646	1:12.099	1:55.311	2:01.134	2:33.752	2:54.446	3:02.064	3:46.104	4:06.799	4:28.455	4:43.555	4:50.880	4:54.916
2	1	5:04.733	9:59.649	9.887	11.725	17.779	39.510	5.654	30.459	19.941	7.578	47.195	58.187	31.157	14.033	7.648	3.980
			Elapsed	9.887	21.612	39.391	1:18.901	1:24.555	1:55.014	2:14.955	2:22.533	3:09.728	4:07.915	4:39.072	4:53.105	5:00.753	5:04.733
3	1	4:09.650	14:09.299	9.893	11.704	17.588	39.661	5.691	30.367	20.304	7.173	43.410	20.367	19.433	13.069	7.030	3.960
			Elapsed	9.893	21.597	39.185	1:18.846	1:24.537	1:54.904	2:15.208	2:22.381	3:05.791	3:26.158	3:45.591	3:58.660	4:05.690	4:09.650
4	1	4:09.275	18:18.574	9.843	11.502	17.342	39.222	5.671	30.198	20.273	7.472	44.528	20.602	19.019	12.783	6.831	3.989
			Elapsed	9.843	21.345	38.687	1:17.909	1:23.580	1:53.778	2:14.051	2:21.523	3:06.051	3:26.653	3:45.672	3:58.455	4:05.286	4:09.275
18		YSF Sports		1.Maxime APARICIO						2.Anthony GHIBAUDDO						Ligier JS2 R	
1	1	5:29.643	5:29.643	56.248	16.783	22.982	43.708	6.076	34.468	21.840	7.830	46.610	21.742	23.873	14.938	8.227	4.318
			Elapsed	56.248	1:13.031	1:36.013	2:19.721	2:25.797	3:00.265	3:22.105	3:29.935	4:16.545	4:38.287	5:02.160	5:17.098	5:25.325	5:29.643
2	1	5:19.769	10:49.412	10.429	13.200	21.008	44.240	6.002	32.874	21.562	10.292	1:31.865	21.737	21.143	13.849	7.365	4.203
			Elapsed	10.429	23.629	44.637	1:28.877	1:34.879	2:07.753	2:29.315	2:39.607	4:11.472	4:33.209	4:54.352	5:08.201	5:15.566	5:19.769
3	1	4:23.154	15:12.566	10.382	12.107	18.682	41.452	5.992	32.213	21.374	7.657	45.658	21.515	20.950	13.663	7.282	4.227
			Elapsed	10.382	22.489	41.171	1:22.623	1:28.615	2:00.828	2:22.202	2:29.859	3:15.517	3:37.032	3:57.982	4:11.645	4:18.927	4:23.154
4	1	4:27.522	19:40.088	10.381	12.067	20.063	42.344	6.027	32.421	21.332	7.608	45.695	21.367	21.440	14.299	8.167	4.311
			Elapsed	10.381	22.448	42.511	1:24.855	1:30.882	2:03.303	2:24.635	2:32.243	3:17.938	3:39.305	4:00.745	4:15.044	4:23.211	4:27.522



Ligier European Series

Le Mans Heat

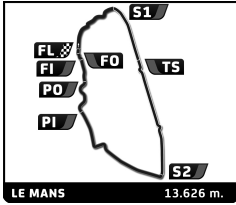
Qualifying Practice



Section Analysis

■ Personal Best
 ■ Session Best
 ■ Crossing the pit lane

Lap	D	Time	Elapsed	SCL2	Z4	IP1	Z12	SCLC	A7-1	IP2	A8-1	SCLB	PORIN	POROUT	SCL1	FORDOUT	FL
19		Trajectus Motorsport			1. Vincent BOUTELLER				2. Tomas POMPIDOU				Ligier JS P4				
1	1	4:50.875	4:50.875	27.199	18.057	23.694	44.923	5.952	31.764	20.906	7.473	44.329	20.828	21.057	12.994	7.607	4.092
			Elapsed	27.199	45.256	1:08.950	1:53.873	1:59.825	2:31.589	2:52.495	2:59.968	3:44.297	4:05.125	4:26.182	4:39.176	4:46.783	4:50.875
2	1	5:02.794	9:53.669	9.872	12.323	18.206	39.856	5.754	30.756	20.785	7.299	44.227	57.102	31.967	13.169	7.365	4.113
			Elapsed	9.872	22.195	40.401	1:20.257	1:26.011	1:56.767	2:17.552	2:24.851	3:09.078	4:06.180	4:38.147	4:51.316	4:58.681	5:02.794
3	1	4:10.975	14:04.644	10.017	11.944	17.561	39.765	5.760	30.527	20.616	7.164	43.450	20.622	19.514	12.780	7.123	4.132
			Elapsed	10.017	21.961	39.522	1:19.287	1:25.047	1:55.574	2:16.190	2:23.354	3:06.804	3:27.426	3:46.940	3:59.720	4:06.843	4:10.975
4	1	4:20.734	18:25.378	9.997	11.699	17.390	39.597	5.744	30.468	20.552	7.139	48.323	21.399	21.305	14.178	8.058	4.885
			Elapsed	9.997	21.696	39.086	1:18.683	1:24.427	1:54.895	2:15.447	2:22.586	3:10.909	3:32.308	3:53.613	4:07.791	4:15.849	4:20.734
20		Trajectus Motorsport			1. Gabriel DOYLE-PARFAIT				2. Nickolas ELLIS				Ligier JS P4				
1	1	4:51.862	4:51.862	30.442	17.888	22.959	43.094	5.922	31.897	21.451	7.712	44.213	20.790	20.859	13.211	7.330	4.094
			Elapsed	30.442	48.330	1:11.289	1:54.383	2:00.305	2:32.202	2:53.653	3:01.365	3:45.578	4:06.368	4:27.227	4:40.438	4:47.768	4:51.862
2	1	5:09.815	10:01.677	9.893	12.248	18.876	40.513	5.695	30.567	20.587	7.641	50.505	57.707	29.797	13.912	7.802	4.072
			Elapsed	9.893	22.141	41.017	1:21.530	1:27.225	1:57.792	2:18.379	2:26.020	3:16.525	4:14.232	4:44.029	4:57.941	5:05.743	5:09.815
3	1	4:14.259	14:15.936	9.793	12.266	17.661	39.868	5.922	31.981	20.994	7.328	43.508	20.495	20.095	13.016	7.248	4.084
			Elapsed	9.793	22.059	39.720	1:19.588	1:25.510	1:57.491	2:18.485	2:25.813	3:09.321	3:29.816	3:49.911	4:02.927	4:10.175	4:14.259
4	1	4:13.893	18:29.829	9.931	11.881	17.526	39.513	5.755	30.689	21.108	7.172	46.195	20.566	19.494	12.908	7.038	4.117
			Elapsed	9.931	21.812	39.338	1:18.851	1:24.606	1:55.295	2:16.403	2:23.575	3:09.770	3:30.336	3:49.830	4:02.738	4:09.776	4:13.893
22		ZOSH Competition			1. Guillaume BRICHARD				2. Michel RENAIVAND				Ligier JS2 R				
1	1	5:29.263	5:29.263	24.185	20.319	27.908	52.144	6.810	37.473	24.217	8.874	51.993	22.906	24.576	15.120	8.157	4.581
			Elapsed	24.185	44.504	1:12.412	2:04.556	2:11.366	2:48.839	3:13.056	3:21.930	4:13.923	4:36.829	5:01.405	5:16.525	5:24.682	5:29.263
2	1	5:33.433	11:02.696	10.598	13.270	20.835	45.801	6.092	33.082	23.754	13.985	1:34.825	22.062	22.395	14.299	7.998	4.437
			Elapsed	10.598	23.868	44.703	1:30.504	1:36.596	2:09.678	2:33.432	2:47.417	4:22.242	4:44.304	5:06.699	5:20.998	5:28.996	5:33.433
3	1	4:37.441	15:40.137	10.520	12.902	19.722	43.230	6.085	32.427	21.951	8.342	49.060	22.023	23.704	14.475	8.617	4.383
			Elapsed	10.520	23.422	43.144	1:26.374	1:32.459	2:04.886	2:26.837	2:35.179	3:24.239	3:46.262	4:09.966	4:24.441	4:33.058	4:37.441
4	1	4:33.465	20:13.602	10.501	13.039	20.321	42.615	6.086	32.418	21.906	7.931	47.148	21.860	22.881	14.385	7.961	4.413
			Elapsed	10.501	23.540	43.861	1:26.476	1:32.562	2:04.980	2:26.886	2:34.817	3:21.965	3:43.825	4:06.706	4:21.091	4:29.052	4:33.465
23		ZOSH Competition			1. Gilles BOUVART								Ligier JS2 R				
1	1	6:12.057	6:12.057	25.905	22.128	30.006	56.738	7.164	39.667	26.039	11.816	1:00.342	26.508	31.524	19.028	10.040	5.152
			Elapsed	25.905	48.033	1:18.039	2:14.777	2:21.941	3:01.608	3:27.647	3:39.463	4:39.805	5:06.313	5:37.837	5:56.865	6:06.905	6:12.057
2	1	6:20.747	12:32.804	11.475	15.550	24.879	50.946	11.622	1:25.051	29.995	9.168	56.518	24.801	28.336	17.038	10.510	4.858
			Elapsed	11.475	27.025	51.904	1:42.850	1:54.472	3:19.523	3:49.518	3:58.686	4:55.204	5:20.005	5:48.341	6:05.379	6:15.889	6:20.747
3	1	5:31.538	18:04.342	11.206	15.002	24.148	47.655	6.467	35.812	24.554	8.999	1:08.452	24.804	28.904	19.757	9.668	6.110
			Elapsed	11.206	26.208	50.356	1:38.011	1:44.478	2:20.290	2:44.844	2:53.843	4:02.295	4:27.099	4:56.003	5:15.760	5:25.428	5:31.538



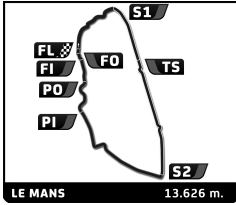
Ligier European Series
Le Mans Heat
Qualifying Practice



Section Analysis

■ Personal Best ■ Session Best ■ Crossing the pit lane

Lap	D	Time	Elapsed	SCL2	Z4	IP1	Z12	SCLC	A7-1	IP2	A8-1	SCLB	PORIN	POROUT	SCL1	FORDOUT	FL
28		Pegasus Racing		1.Christophe WEBER													Ligier JS2 R
1	1	4:59.344	4:59.344	13.653	18.466	25.272	46.004	6.281	34.045	22.860	8.308	48.104	22.306	25.278	14.736	9.445	4.586
			Elapsed	13.653	32.119	57.391	1:43.395	1:49.676	2:23.721	2:46.581	2:54.889	3:42.993	4:05.299	4:30.577	4:45.313	4:54.758	4:59.344
2	1	5:27.240	10:26.584	10.717	13.368	20.898	46.118	6.234	32.897	21.664	8.360	1:03.916	43.515	26.999	17.234	10.385	4.935
			Elapsed	10.717	24.085	44.983	1:31.101	1:37.335	2:10.232	2:31.896	2:40.256	3:44.172	4:27.687	4:54.686	5:11.920	5:22.305	5:27.240
3	1	4:37.454	15:04.038	10.847	13.816	20.591	42.569	6.113	32.969	21.632	8.246	47.458	22.406	23.707	14.386	8.187	4.527
			Elapsed	10.847	24.663	45.254	1:27.823	1:33.936	2:06.905	2:28.537	2:36.783	3:24.241	3:46.647	4:10.354	4:24.740	4:32.927	4:37.454
4	1	4:36.806	19:40.844	10.887	13.587	20.250	42.678	6.077	32.672	21.908	8.237	47.225	22.136	23.204	14.111	9.332	4.502
			Elapsed	10.887	24.474	44.724	1:27.402	1:33.479	2:06.151	2:28.059	2:36.296	3:23.521	3:45.657	4:08.861	4:22.972	4:32.304	4:36.806
29		Pegasus Racing		1.Jordan MEYER						2.Kasparas VINGILIS						Ligier JS2 R	
1	1	4:49.483	4:49.483	14.768	15.200	22.872	47.970	6.144	33.729	22.417	8.073	47.097	21.963	22.332	14.792	7.908	4.218
			Elapsed	14.768	29.968	52.840	1:40.810	1:46.954	2:20.683	2:43.100	2:51.173	3:38.270	4:00.233	4:22.565	4:37.357	4:45.265	4:49.483
2	1	5:16.810	10:06.293	10.367	13.029	20.165	41.896	6.033	31.988	21.247	7.527	56.948	56.633	25.040	13.745	7.990	4.202
			Elapsed	10.367	23.396	43.561	1:25.457	1:31.490	2:03.478	2:24.725	2:32.252	3:29.200	4:25.833	4:50.873	5:04.618	5:12.608	5:16.810
3	1	4:23.979	14:30.272	10.340	12.689	18.970	41.319	5.981	32.380	21.106	7.740	45.399	21.299	21.283	13.735	7.569	4.169
			Elapsed	10.340	23.029	41.999	1:23.318	1:29.299	2:01.679	2:22.785	2:30.525	3:15.924	3:37.223	3:58.506	4:12.241	4:19.810	4:23.979
4	1	4:23.492	18:53.764	10.299	12.178	18.764	41.601	5.929	31.885	21.259	7.409	45.610	21.335	21.114	13.785	7.968	4.356
			Elapsed	10.299	22.477	41.241	1:22.842	1:28.771	2:00.656	2:21.915	2:29.324	3:14.934	3:36.269	3:57.383	4:11.168	4:19.136	4:23.492
33		Petrogold		1.Daniel NOGALES						2.Scott MARSH						Ligier JS P4	
1	1	5:25.146	5:25.146	58.910	17.208	22.730	46.145	5.921	32.043	20.720	7.934	44.458	20.823	22.811	13.878	7.499	4.066
			Elapsed	58.910	1:16.118	1:38.848	2:24.993	2:30.914	3:02.957	3:23.677	3:31.611	4:16.069	4:36.892	4:59.703	5:13.581	5:21.080	5:25.146
2	1	4:58.701	10:23.847	9.856	13.301	18.413	40.020	5.657	30.316	19.890	7.173	1:24.247	22.175	20.031	14.253	8.993	4.376
			Elapsed	9.856	23.157	41.570	1:21.590	1:27.247	1:57.563	2:17.453	2:24.626	3:48.873	4:11.048	4:31.079	4:45.332	4:54.325	4:58.701
3	1	4:09.677	14:33.524	10.019	11.869	17.640	39.362	5.689	30.021	20.002	7.159	43.609	20.391	19.779	12.947	7.174	4.016
			Elapsed	10.019	21.888	39.528	1:18.890	1:24.579	1:54.600	2:14.602	2:21.761	3:05.370	3:25.761	3:45.540	3:58.487	4:05.661	4:09.677
4	1	4:09.758	18:43.282	9.808	11.746	17.689	39.515	5.683	30.133	19.686	7.598	43.819	20.383	19.568	13.078	7.032	4.020
			Elapsed	9.808	21.554	39.243	1:18.758	1:24.441	1:54.574	2:14.260	2:21.858	3:05.677	3:26.060	3:45.628	3:58.706	4:05.738	4:09.758



Ligier European Series

Le Mans Heat

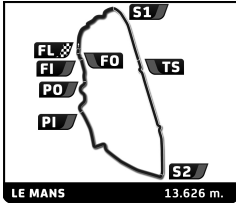
Qualifying Practice



Section Analysis

■ Personal Best
 ■ Session Best
 ■ Crossing the pit lane

Lap	D	Time	Elapsed	SCL2	Z4	IP1	Z12	SCLC	A7-1	IP2	A8-1	SCLB	PORIN	POROUT	SCL1	FORDOUT	FL
35 Veloso Motorsport				1. José MARREIROS													Ligier JS2 R
1	1	5:37.590	5:37.590	53.912	18.229	23.494	44.779	6.138	34.337	21.968	7.858	47.175	26.946	24.566	15.907	7.934	4.347
			Elapsed	53.912	1:12.141	1:35.635	2:20.414	2:26.552	3:00.889	3:22.857	3:30.715	4:17.890	4:44.836	5:09.402	5:25.309	5:33.243	5:37.590
2	1	5:21.465	10:59.055	10.551	11.921	19.406	42.827	6.031	32.190	22.188	14.226	1:29.741	22.026	23.223	13.881	8.933	4.321
			Elapsed	10.551	22.472	41.878	1:24.705	1:30.736	2:02.926	2:25.114	2:39.340	4:09.081	4:31.107	4:54.330	5:08.211	5:17.144	5:21.465
3	1	4:25.146	15:24.201	10.497	12.674	18.720	41.467	6.048	31.877	21.651	7.422	46.628	21.821	20.801	13.864	7.453	4.223
			Elapsed	10.497	23.171	41.891	1:23.358	1:29.406	2:01.283	2:22.934	2:30.356	3:16.984	3:38.805	3:59.606	4:13.470	4:20.923	4:25.146
4	1	4:23.378	19:47.579	10.453	12.490	18.556	41.478	6.029	32.048	21.329	7.804	45.678	21.599	20.558	13.810	7.266	4.280
			Elapsed	10.453	22.943	41.499	1:22.977	1:29.006	2:01.054	2:22.383	2:30.187	3:15.865	3:37.464	3:58.022	4:11.832	4:19.098	4:23.378
41 VSF Sports				1. Daniel DALLAKYAN						2. Antonin BERNARD						Ligier JS2 R	
1	2	5:10.545	5:10.545	44.838	16.361	20.364	42.986	6.058	32.814	22.100	8.924	46.666	21.791	21.604	13.621	7.980	4.438
			Elapsed	44.838	1:01.199	1:21.563	2:04.549	2:10.607	2:43.421	3:05.521	3:14.445	4:01.111	4:22.902	4:44.506	4:58.127	5:06.107	5:10.545
2	2	5:07.009	10:17.554	10.408	12.482	19.409	42.584	5.952	31.709	21.069	7.637	1:15.277	33.669	21.868	13.680	7.051	4.214
			Elapsed	10.408	22.890	42.299	1:24.883	1:30.835	2:02.544	2:23.613	2:31.250	3:46.527	4:20.196	4:42.064	4:55.744	5:02.795	5:07.009
3	2	4:19.409	14:36.963	10.327	11.925	18.364	41.308	5.894	31.379	20.861	7.493	45.082	21.115	20.710	13.569	7.092	4.290
			Elapsed	10.327	22.252	40.616	1:21.924	1:27.818	1:59.197	2:20.058	2:27.551	3:12.633	3:33.748	3:54.458	4:08.027	4:15.119	4:19.409
4	2	4:18.364	18:55.327	10.406	11.846	18.189	41.056	5.912	31.180	20.879	7.544	44.820	21.422	20.386	13.444	7.062	4.218
			Elapsed	10.406	22.252	40.441	1:21.497	1:27.409	1:58.589	2:19.468	2:27.012	3:11.832	3:33.254	3:53.640	4:07.084	4:14.146	4:18.364
44 ASM Motorsport				1. Lucas FECURY													Ligier JS P4
1	1	5:24.856	5:24.856	52.824	18.776	23.070	44.554	5.914	32.091	21.457	7.655	48.733	21.339	23.097	13.756	7.442	4.148
			Elapsed	52.824	1:11.600	1:34.670	2:19.224	2:25.138	2:57.229	3:18.686	3:26.341	4:15.074	4:36.413	4:59.510	5:13.266	5:20.708	5:24.856
2	1	5:02.561	10:27.417	9.992	12.778	17.898	40.323	5.673	30.927	20.710	7.423	1:31.343	20.740	20.222	13.100	7.360	4.072
			Elapsed	9.992	22.770	40.668	1:20.991	1:26.664	1:57.591	2:18.301	2:25.724	3:57.067	4:17.807	4:38.029	4:51.129	4:58.489	5:02.561
3	1	4:29.310 B	14:56.727	9.827	12.270	17.490	39.169	5.753	31.268	22.141	7.346	43.660	24.096	21.440	15.609		
			Elapsed	9.827	22.097	39.587	1:18.756	1:24.509	1:55.777	2:17.918	2:25.264	3:08.924	3:33.020	3:54.460	4:10.069		4:29.310
4	1	5:29.005	20:25.732	1:23.164	13.298	18.246	39.613	5.823	30.689	20.408	7.195	46.374	20.664	19.604	12.752	7.102	4.073
			Elapsed	1:23.164	1:36.462	1:54.708	2:34.321	2:40.144	3:10.833	3:31.241	3:38.436	4:24.810	4:45.474	5:05.078	5:17.830	5:24.932	5:29.005



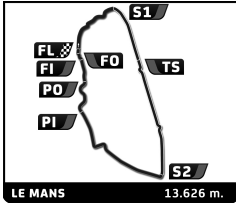
Ligier European Series
 Le Mans Heat
 Qualifying Practice



Section Analysis

■ Personal Best ■ Session Best B Crossing the pit lane

Lap	D	Time	Elapsed	SCL2	Z4	IP1	Z12	SCLC	A7-1	IP2	A8-1	SCLB	PORIN	POROUT	SCL1	FORDOUT	FL
48	Allay Racing			1.Emil HELLBERG													Ligier JS P4
1	1	4:58.377	4:58.377	26.746	18.070	23.850	45.042	6.019	34.268	21.275	8.341	47.375	20.702	20.505	13.487	8.409	4.288
			Elapsed	26.746	44.816	1:08.666	1:53.708	1:59.727	2:33.995	2:55.270	3:03.611	3:50.986	4:11.688	4:32.193	4:45.680	4:54.089	4:58.377
2	1	5:12.253	10:10.630	10.017	12.666	18.030	39.407	5.733	30.527	20.257	7.439	55.659	58.340	28.522	13.759	7.480	4.417
			Elapsed	10.017	22.683	40.713	1:20.120	1:25.853	1:56.380	2:16.637	2:24.076	3:19.735	4:18.075	4:46.597	5:00.356	5:07.836	5:12.253
3	1	4:17.183	14:27.813	10.511	12.737	17.723	39.466	5.727	31.318	20.258	7.289	43.612	20.276	20.399	14.800	8.893	4.174
			Elapsed	10.511	23.248	40.971	1:20.437	1:26.164	1:57.482	2:17.740	2:25.029	3:08.641	3:28.917	3:49.316	4:04.116	4:13.009	4:17.183
4	1	4:11.972	18:39.785	9.994	12.022	17.741	39.546	5.777	30.680	20.338	7.225	43.607	20.241	20.498	13.134	7.050	4.119
			Elapsed	9.994	22.016	39.757	1:19.303	1:25.080	1:55.760	2:16.098	2:23.323	3:06.930	3:27.171	3:47.669	4:00.803	4:07.853	4:11.972
50	Les Deux Arbres			1.Jeremy LOISEL													Ligier JS P4
1	1	5:26.689	5:26.689	49.798	17.820	23.825	44.636	6.184	33.257	21.405	8.781	48.668	21.715	23.142	14.924	8.160	4.374
			Elapsed	49.798	1:07.618	1:31.443	2:16.079	2:22.263	2:55.520	3:16.925	3:25.706	4:14.374	4:36.089	4:59.231	5:14.155	5:22.315	5:26.689
2	1	5:14.268	10:40.957	10.154	12.901	21.008	43.078	5.804	31.860	21.397	8.189	1:28.791	21.566	22.590	14.292	8.257	4.381
			Elapsed	10.154	23.055	44.063	1:27.141	1:32.945	2:04.805	2:26.202	2:34.391	4:03.182	4:24.748	4:47.338	5:01.630	5:09.887	5:14.268
3	1	4:28.680	15:09.637	10.121	12.971	19.260	41.479	5.797	31.744	21.135	7.889	45.388	21.448	23.728	14.942	8.396	4.382
			Elapsed	10.121	23.092	42.352	1:23.831	1:29.628	2:01.372	2:22.507	2:30.396	3:15.784	3:37.232	4:00.960	4:15.902	4:24.298	4:28.680
4	1	4:27.904	19:37.541	10.495	12.867	19.024	41.304	5.732	31.526	21.035	7.814	46.502	21.661	22.911	14.135	8.516	4.382
			Elapsed	10.495	23.362	42.386	1:23.690	1:29.422	2:00.948	2:21.983	2:29.797	3:16.299	3:37.960	4:00.871	4:15.006	4:23.522	4:27.904
51	ZOSH Competition			1.Paul ALBERTO						2.Maxence CHATELLIER						Ligier JS2 R	
1	1	4:50.460	4:50.460	19.798	19.149	21.610	44.609	6.163	32.486	22.211	7.869	46.370	21.560	21.355	14.942	8.154	4.184
			Elapsed	19.798	38.947	1:00.557	1:45.166	1:51.329	2:23.815	2:46.026	2:53.895	3:40.265	4:01.825	4:23.180	4:38.122	4:46.276	4:50.460
2	1	5:10.841	10:01.301	10.392	12.674	18.695	40.775	6.005	31.573	21.104	7.491	47.629	58.540	29.649	13.981	8.174	4.159
			Elapsed	10.392	23.066	41.761	1:22.536	1:28.541	2:00.114	2:21.218	2:28.709	3:16.338	4:14.878	4:44.527	4:58.508	5:06.682	5:10.841
3	1	4:17.829	14:19.130	10.296	12.875	18.170	40.670	5.959	31.105	21.110	7.499	44.379	21.055	20.312	13.318	6.928	4.153
			Elapsed	10.296	23.171	41.341	1:22.011	1:27.970	1:59.075	2:20.185	2:27.684	3:12.063	3:33.118	3:53.430	4:06.748	4:13.676	4:17.829
4	1	4:22.245	18:41.375	10.307	11.803	18.112	40.787	5.921	31.293	21.405	7.435	46.970	21.331	20.697	14.671	7.380	4.133
			Elapsed	10.307	22.110	40.222	1:21.009	1:26.930	1:58.223	2:19.628	2:27.063	3:14.033	3:35.364	3:56.061	4:10.732	4:18.112	4:22.245



Ligier European Series

Le Mans Heat

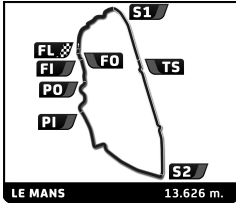
Qualifying Practice



Section Analysis

■ Personal Best
 ■ Session Best
 ■ Crossing the pit lane

Lap	D	Time	Elapsed	SCL2	Z4	IP1	Z12	SCLC	A7-1	IP2	A8-1	SCLB	PORIN	POROUT	SCL1	FORDOUT	FL	
53		M Racing			1.Natan BIHEL													Ligier JS2 R
1	1	5:12.794	5:12.794	37.983	17.632	23.396	46.456	6.034	32.793	21.928	8.433	46.599	23.307	21.198	14.952	7.903	4.180	
			Elapsed	37.983	55.615	1:19.011	2:05.467	2:11.501	2:44.294	3:06.222	3:14.655	4:01.254	4:24.561	4:45.759	5:00.711	5:08.614	5:12.794	
2	1	5:01.605	10:14.399	10.326	12.092	20.316	42.592	5.909	31.092	20.968	7.459	1:09.900	34.019	21.992	13.577	7.245	4.118	
			Elapsed	10.326	22.418	42.734	1:25.326	1:31.235	2:02.327	2:23.295	2:30.754	3:40.654	4:14.673	4:36.665	4:50.242	4:57.487	5:01.605	
3	1	4:19.936	14:34.335	10.272	11.805	18.522	41.287	5.951	31.555	21.036	7.481	44.947	21.383	20.556	13.621	7.390	4.130	
			Elapsed	10.272	22.077	40.599	1:21.886	1:27.837	1:59.392	2:20.428	2:27.909	3:12.856	3:34.239	3:54.795	4:08.416	4:15.806	4:19.936	
4	1	4:18.277	18:52.612	10.265	11.648	18.212	40.997	5.937	31.318	21.017	7.419	44.808	21.112	20.786	13.392	7.189	4.177	
			Elapsed	10.265	21.913	40.125	1:21.122	1:27.059	1:58.377	2:19.394	2:26.813	3:11.621	3:32.733	3:53.519	4:06.911	4:14.100	4:18.277	
57		M Racing			1.August THERBO						2.Martin LACQUEMANNE						Ligier JS P4	
1	1	5:04.476	5:04.476	36.712	17.367	24.354	46.564	5.811	32.882	21.564	8.380	45.085	20.406	20.856	13.065	7.241	4.189	
			Elapsed	36.712	54.079	1:18.433	2:04.997	2:10.808	2:43.690	3:05.254	3:13.634	3:58.719	4:19.125	4:39.981	4:53.046	5:00.287	5:04.476	
2	1	5:06.307	10:10.783	9.962	12.128	18.775	42.779	5.709	30.399	20.381	7.525	1:05.815	46.652	20.898	13.707	7.449	4.128	
			Elapsed	9.962	22.090	40.865	1:23.644	1:29.353	1:59.752	2:20.133	2:27.658	3:33.473	4:20.125	4:41.023	4:54.730	5:02.179	5:06.307	
3	1	4:28.387	14:39.170	9.887	11.803	18.017	39.654	5.691	29.910	20.401	7.156	44.123	20.416	35.554	14.174	7.355	4.246	
			Elapsed	9.887	21.690	39.707	1:19.361	1:25.052	1:54.962	2:15.363	2:22.519	3:06.642	3:27.058	4:02.612	4:16.786	4:24.141	4:28.387	
4	1	4:10.119	18:49.289	9.954	11.919	17.991	39.749	5.648	30.107	20.256	7.208	43.597	20.398	19.284	12.894	7.005	4.109	
			Elapsed	9.954	21.873	39.864	1:19.613	1:25.261	1:55.368	2:15.624	2:22.832	3:06.429	3:26.827	3:46.111	3:59.005	4:06.010	4:10.119	
61		LADC Motorsport			1.Erwan BIHEL													Ligier JS2 R
1	1	6:50.354	6:50.354	2:01.628	18.499	27.425	46.907	6.321	35.142	23.436	8.404	49.083	22.630	23.364	14.387	8.735	4.393	
			Elapsed	2:01.628	2:20.127	2:47.552	3:34.459	3:40.780	4:15.922	4:39.358	4:47.762	5:36.845	5:59.475	6:22.839	6:37.226	6:45.961	6:50.354	
2	1	5:39.931	12:30.285	10.714	12.776	22.120	1:37.022	9.913	35.168	22.491	8.061	47.318	22.444	22.750	16.289	8.496	4.369	
			Elapsed	10.714	23.490	45.610	2:22.632	2:32.545	3:07.713	3:30.204	3:38.265	4:25.583	4:48.027	5:10.777	5:27.066	5:35.562	5:39.931	
3	1	4:32.401	17:02.686	10.683	12.601	19.350	42.730	6.129	32.845	21.734	7.570	48.075	22.103	22.391	14.000	7.814	4.376	
			Elapsed	10.683	23.284	42.634	1:25.364	1:31.493	2:04.338	2:26.072	2:33.642	3:21.717	3:43.820	4:06.211	4:20.211	4:28.025	4:32.401	
62		LADC BY RSL			1.Oskar KRISTENSEN													Ligier JS2 R
1	1	7:13.057	7:13.057	2:19.710	16.482	28.087	55.117	6.128	33.900	23.307	7.812	52.087	21.882	20.809	15.577	7.961	4.198	
			Elapsed	2:19.710	2:36.192	3:04.279	3:59.396	4:05.524	4:39.424	5:02.731	5:10.543	6:02.630	6:24.512	6:45.321	7:00.898	7:08.859	7:13.057	
2	1	5:30.334	12:43.391	10.417	12.156	20.798	1:36.950	6.200	35.653	21.418	7.611	45.203	21.540	20.442	20.204	7.577	4.165	
			Elapsed	10.417	22.573	43.371	2:20.321	2:26.521	3:02.174	3:23.592	3:31.203	4:16.406	4:37.946	4:58.388	5:18.592	5:26.169	5:30.334	
3	1	4:22.004	17:05.395	10.364	11.861	18.570	41.799	6.005	31.869	21.273	7.412	45.717	21.489	20.655	13.551	7.251	4.188	
			Elapsed	10.364	22.225	40.795	1:22.594	1:28.599	2:00.468	2:21.741	2:29.153	3:14.870	3:36.359	3:57.014	4:10.565	4:17.816	4:22.004	



Ligier European Series

Le Mans Heat

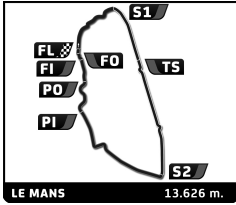
Qualifying Practice



Section Analysis

■ Personal Best
 ■ Session Best
 ■ Crossing the pit lane

Lap	D	Time	Elapsed	SCL2	Z4	IP1	Z12	SCLC	A7-1	IP2	A8-1	SCLB	PORIN	POROUT	SCL1	FORDOUT	FL
68 M Racing				1.Lawrence HERBOTS													Ligier JS2 R
1	1	5:20.153	5:20.153	47.235	17.780	22.910	46.485	6.221	32.910	22.105	7.860	46.302	21.798	22.546	14.291	7.456	4.254
			Elapsed	47.235	1:05.015	1:27.925	2:14.410	2:20.631	2:53.541	3:15.646	3:23.506	4:09.808	4:31.606	4:54.152	5:08.443	5:15.899	5:20.153
2	1	5:14.796	10:34.949	10.415	12.432	19.672	42.946	6.007	32.196	21.565	7.673	1:33.060	21.687	21.336	14.285	7.235	4.287
			Elapsed	10.415	22.847	42.519	1:25.465	1:31.472	2:03.668	2:25.233	2:32.906	4:05.966	4:27.653	4:48.989	5:03.274	5:10.509	5:14.796
3	1	4:29.153	15:04.102	10.440	12.569	18.822	41.463	5.979	32.670	22.006	7.818	46.135	21.709	22.584	14.517	8.119	4.322
			Elapsed	10.440	23.009	41.831	1:23.294	1:29.273	2:01.943	2:23.949	2:31.767	3:17.902	3:39.611	4:02.195	4:16.712	4:24.831	4:29.153
4	1	4:29.424	19:33.526	10.584	12.596	18.849	42.296	6.023	32.165	21.638	7.704	46.568	21.625	23.673	14.020	7.376	4.307
			Elapsed	10.584	23.180	42.029	1:24.325	1:30.348	2:02.513	2:24.151	2:31.855	3:18.423	3:40.048	4:03.721	4:17.741	4:25.117	4:29.424
69 Bretton Racing				1.Dominique BASTIEN													Ligier JS P4
1	1	5:10.297	5:10.297	31.315	18.835	26.958	45.339	5.927	34.618	21.442	9.267	47.120	21.184	22.009	13.464	8.404	4.415
			Elapsed	31.315	50.150	1:17.108	2:02.447	2:08.374	2:42.992	3:04.434	3:13.701	4:00.821	4:22.005	4:44.014	4:57.478	5:05.882	5:10.297
2	1	5:15.692	10:25.989	10.115	13.031	23.409	43.017	5.810	31.363	20.687	7.896	1:15.534	31.502	22.417	15.051	10.562	5.298
			Elapsed	10.115	23.146	46.555	1:29.572	1:35.382	2:06.745	2:27.432	2:35.328	3:50.862	4:22.364	4:44.781	4:59.832	5:10.394	5:15.692
3	1	4:25.261	14:51.250	10.577	14.210	19.648	41.128	5.852	31.590	20.804	7.864	45.238	20.900	21.360	13.525	8.123	4.442
			Elapsed	10.577	24.787	44.435	1:25.563	1:31.415	2:03.005	2:23.809	2:31.673	3:16.911	3:37.811	3:59.171	4:12.696	4:20.819	4:25.261
4	1	4:22.812	19:14.062	10.145	12.514	18.611	40.750	5.831	31.603	20.844	7.799	46.473	20.978	21.363	13.510	8.012	4.379
			Elapsed	10.145	22.659	41.270	1:22.020	1:27.851	1:59.454	2:20.298	2:28.097	3:14.570	3:35.548	3:56.911	4:10.421	4:18.433	4:22.812
72 ZOSH Competition				1.Anthony PERRIN						2.Leo PINQUIER						Ligier JS2 R	
1	2	5:23.613	5:23.613	18.103	22.963	27.154	52.571	6.304	36.098	24.434	9.169	48.751	22.157	27.557	14.881	8.951	4.520
			Elapsed	18.103	41.066	1:08.220	2:00.791	2:07.095	2:43.193	3:07.627	3:16.796	4:05.547	4:27.704	4:55.261	5:10.142	5:19.093	5:23.613
2	2	5:36.749	11:00.362	10.841	14.660	24.320	44.838	6.013	33.613	23.576	12.123	1:31.547	22.063	25.611	14.387	8.752	4.405
			Elapsed	10.841	25.501	49.821	1:34.659	1:40.672	2:14.285	2:37.861	2:49.984	4:21.531	4:43.594	5:09.205	5:23.592	5:32.344	5:36.749
3	2	4:39.237	15:39.599	10.610	13.693	20.761	43.189	6.027	32.691	21.785	8.305	48.710	21.869	24.205	14.201	8.819	4.372
			Elapsed	10.610	24.303	45.064	1:28.253	1:34.280	2:06.971	2:28.756	2:37.061	3:25.771	3:47.640	4:11.845	4:26.046	4:34.865	4:39.237
4	2	4:33.203	20:12.802	10.581	13.162	20.254	42.423	6.005	32.466	21.517	8.084	46.890	21.833	23.519	13.872	8.287	4.310
			Elapsed	10.581	23.743	43.997	1:26.420	1:32.425	2:04.891	2:26.408	2:34.492	3:21.382	3:43.215	4:06.734	4:20.606	4:28.893	4:33.203
75 M Racing				1.Nathan HUET						2.Cindy GUDET						Ligier JS2 R	
1	2	5:34.877	5:34.877	54.579	18.116	24.177	44.276	6.140	33.879	21.889	8.398	47.505	24.934	24.092	14.837	7.760	4.295
			Elapsed	54.579	1:12.695	1:36.872	2:21.148	2:27.288	3:01.167	3:23.056	3:31.454	4:18.959	4:43.893	5:07.985	5:22.822	5:30.582	5:34.877
2	2	5:13.604	10:48.481	10.483	12.690	19.135	42.790	5.995	31.834	21.325	10.630	1:29.021	21.836	21.082	14.663	7.858	4.262
			Elapsed	10.483	23.173	42.308	1:25.098	1:31.093	2:02.927	2:24.252	2:34.882	4:03.903	4:25.739	4:46.821	5:01.484	5:09.342	5:13.604
3	2	13:30.280	24:18.761	10.413	12.186	18.621	41.209	5.991	31.877	21.358	7.539	9:19.405	30.327	32.801	21.420	10.385	6.748
			Elapsed	10.413	22.599	41.220	1:22.429	1:28.420	2:00.297	2:21.655	2:29.194	11:48.599	12:18.926	12:51.727	13:13.147	13:23.532	13:30.280



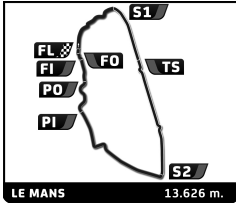
Ligier European Series
Le Mans Heat
Qualifying Practice



Section Analysis

■ Personal Best ■ Session Best ■ Crossing the pit lane

Lap	D	Time	Elapsed	SCL2	Z4	IP1	Z12	SCLC	A7-1	IP2	A8-1	SCLB	PORIN	POROUT	SCL1	FORDOUT	FL	
81		LR Motorsport		1.Simone BIANCO													Ligier JS2 R	
1	1	5:10.918	5:10.918	43.741	17.198	22.045	44.223	6.060	32.286	21.902	8.132	46.058	21.675	21.924	13.661	7.614	4.399	
			Elapsed	43.741	1:00.939	1:22.984	2:07.207	2:13.267	2:45.553	3:07.455	3:15.587	4:01.645	4:23.320	4:45.244	4:58.905	5:06.519	5:10.918	
2	1	5:09.674	10:20.592	10.449	12.410	21.139	42.903	6.000	32.114	21.190	7.539	1:13.986	32.608	22.893	14.886	7.316	4.241	
			Elapsed	10.449	22.859	43.998	1:26.901	1:32.901	2:05.015	2:26.205	2:33.744	3:47.730	4:20.338	4:43.231	4:58.117	5:05.433	5:09.674	
3	1	4:20.910	14:41.502	10.390	12.057	18.743	41.467	5.944	31.506	21.301	7.483	45.194	21.434	20.529	13.439	7.266	4.157	
			Elapsed	10.390	22.447	41.190	1:22.657	1:28.601	2:00.107	2:21.408	2:28.891	3:14.085	3:35.519	3:56.048	4:09.487	4:16.753	4:20.910	
4	1	4:19.042	19:00.544	10.354	11.980	18.444	41.087	5.993	31.796	21.025	7.427	44.760	21.174	20.286	13.474	6.962	4.280	
			Elapsed	10.354	22.334	40.778	1:21.865	1:27.858	1:59.654	2:20.679	2:28.106	3:12.866	3:34.040	3:54.326	4:07.800	4:14.762	4:19.042	
83		Trajectus Motorsport		1.Charles LAMBERT													Ligier JS2 R	
1	1	5:02.239	5:02.239	27.959	19.131	25.810	44.720	6.142	32.717	21.709	7.826	46.525	21.602	21.842	14.235	7.754	4.267	
			Elapsed	27.959	47.090	1:12.900	1:57.620	2:03.762	2:36.479	2:58.188	3:06.014	3:52.539	4:14.141	4:35.983	4:50.218	4:57.972	5:02.239	
2	1	5:13.730	10:15.969	10.375	12.549	20.445	44.130	6.000	31.716	21.152	7.583	1:05.041	46.391	22.545	14.082	7.493	4.228	
			Elapsed	10.375	22.924	43.369	1:27.499	1:33.499	2:05.215	2:26.367	2:33.950	3:38.991	4:25.382	4:47.927	5:02.009	5:09.502	5:13.730	
3	1	4:21.805	14:37.774	10.290	12.299	18.392	41.434	5.990	31.442	20.900	7.438	45.555	21.025	20.991	14.256	7.528	4.265	
			Elapsed	10.290	22.589	40.981	1:22.415	1:28.405	1:59.847	2:20.747	2:28.185	3:13.740	3:34.765	3:55.756	4:10.012	4:17.540	4:21.805	
4	1	4:19.627	18:57.401	10.293	12.206	18.450	41.148	5.942	31.325	20.992	7.555	44.717	21.072	20.717	13.764	7.213	4.233	
			Elapsed	10.293	22.499	40.949	1:22.097	1:28.039	1:59.364	2:20.356	2:27.911	3:12.628	3:33.700	3:54.417	4:08.181	4:15.394	4:19.627	
84		Trajectus Motorsport		1.Jack TABERY				2.Martin TABERY				Ligier JS2 R						
1	1	5:17.160	5:17.160	35.239	18.812	25.378	49.000	6.198	34.363	22.111	8.132	47.394	21.818	22.568	14.082	7.743	4.322	
			Elapsed	35.239	54.051	1:19.429	2:08.429	2:14.627	2:48.990	3:11.101	3:19.233	4:06.627	4:28.445	4:51.013	5:05.095	5:12.838	5:17.160	
2	1	5:16.121	10:33.281	10.506	12.928	20.481	43.272	6.006	32.054	21.780	7.545	1:32.793	21.783	21.518	13.784	7.420	4.251	
			Elapsed	10.506	23.434	43.915	1:27.187	1:33.193	2:05.247	2:27.027	2:34.572	4:07.365	4:29.148	4:50.666	5:04.450	5:11.870	5:16.121	
3	1	4:25.961	14:59.242	10.451	12.399	19.353	41.900	6.013	32.198	21.624	7.568	46.070	22.047	21.258	13.624	7.250	4.206	
			Elapsed	10.451	22.850	42.203	1:24.103	1:30.116	2:02.314	2:23.938	2:31.506	3:17.576	3:39.623	4:00.881	4:14.505	4:21.755	4:25.961	
4	1	4:24.344	19:23.586	10.371	12.301	18.804	41.445	5.992	31.707	21.689	7.481	46.030	21.573	21.788	13.676	7.280	4.207	
			Elapsed	10.371	22.672	41.476	1:22.921	1:28.913	2:00.620	2:22.309	2:29.790	3:15.820	3:37.393	3:59.181	4:12.857	4:20.137	4:24.344	



Ligier European Series

Le Mans Heat

Qualifying Practice



Section Analysis

■ Personal Best
 ■ Session Best
 ■ Crossing the pit lane

Lap	D	Time	Elapsed	SCL2	Z4	IP1	Z12	SCLC	A7-1	IP2	A8-1	SCLB	PORIN	POROUT	SCL1	FORDOUT	FL
88		23Events Racing		1. Marcus TERKILDSEN													Ligier JS2 R
1	1	4:48.034	4:48.034	20.394	17.637	21.547	44.101										
			Elapsed	20.394	38.031	59.578	1:43.679		2:22.911	2:45.179	2:52.884	3:38.666	4:00.552	4:22.725	4:36.548	4:43.775	4:48.034
2	1	5:12.454	10:00.488	10.529	12.306	18.567	41.103										
			Elapsed	10.529	22.835	41.402	1:22.505		2:00.304	2:21.679	2:29.951	3:17.180	4:16.575	4:46.734	5:00.513	5:08.261	5:12.454
3	1	4:18.121	14:18.609	10.428	11.901	18.219	40.929										
			Elapsed	10.428	22.329	40.548	1:21.477		1:58.955	2:20.163	2:27.598		3:33.418	3:53.658	4:07.091	4:13.996	4:18.121
4	1	4:19.851	18:38.460	10.362	11.754	18.206	40.775										
			Elapsed	10.362	22.116	40.322	1:21.097		1:58.419	2:19.599	2:26.985		3:33.903	3:54.621	4:08.568	4:15.694	4:19.851
90		LADC Motorsport		1. Clement LOEUL													Ligier JS2 R
1	1	7:07.808	7:07.808	2:16.660	16.634	28.893	55.888	6.197	33.128	22.776	8.249	47.642	22.010	21.409	14.823	9.226	4.273
			Elapsed	2:16.660	2:33.294	3:02.187	3:58.075	4:04.272	4:37.400	5:00.176	5:08.425	5:56.067	6:18.077	6:39.486	6:54.309	7:03.535	7:07.808
2	1	5:25.466	12:33.274	10.518	12.371	20.434	1:40.305	6.153	33.014	22.076	7.750	45.770	21.592	20.379	13.453	7.307	4.344
			Elapsed	10.518	22.889	43.323	2:23.628	2:29.781	3:02.795	3:24.871	3:32.621	4:18.391	4:39.983	5:00.362	5:13.815	5:21.122	5:25.466
3	1	4:24.155	16:57.429	10.405	12.520	18.377	41.381	6.010	31.949	21.577	7.550	47.360	21.681	20.356	13.471	7.275	4.243
			Elapsed	10.405	22.925	41.302	1:22.683	1:28.693	2:00.642	2:22.219	2:29.769	3:17.129	3:38.810	3:59.166	4:12.637	4:19.912	4:24.155
94		Pegasus Racing		1. Alain MEYER													Ligier JS2 R
1	1	5:09.219	5:09.219	18.614	24.571	25.691	47.379	6.241	33.833	22.288	8.275	47.762	22.062	24.645	14.684	8.683	4.491
			Elapsed	18.614	43.185	1:08.876	1:56.255	2:02.496	2:36.329	2:58.617	3:06.892	3:54.654	4:16.716	4:41.361	4:56.045	5:04.728	5:09.219
2	1	5:20.731	10:29.950	10.605	13.262	21.508	44.580	6.046	33.298	21.725	8.143	1:24.067	25.639	24.023	14.827	8.515	4.493
			Elapsed	10.605	23.867	45.375	1:29.955	1:36.001	2:09.299	2:31.024	2:39.167	4:03.234	4:28.873	4:52.896	5:07.723	5:16.238	5:20.731
3	1	4:39.182	15:09.132	10.636	13.365	20.471	42.819	6.041	33.842	22.973	8.304	47.327	22.247	23.619	14.651	8.424	4.463
			Elapsed	10.636	24.001	44.472	1:27.291	1:33.332	2:07.174	2:30.147	2:38.451	3:25.778	3:48.025	4:11.644	4:26.295	4:34.719	4:39.182
4	1	4:38.146	19:47.278	10.742	14.322	20.647	43.696	6.037	32.831	21.365	8.139	47.447	22.171	23.501	14.432	8.397	4.419
			Elapsed	10.742	25.064	45.711	1:29.407	1:35.444	2:08.275	2:29.640	2:37.779	3:25.226	3:47.397	4:10.898	4:25.330	4:33.727	4:38.146
99		Team Virage		1. Arnaud MALIZIA						2. Victor AEGERTER						Ligier JS P4	
1	2	6:11.503	6:11.503	1:57.506	15.385	20.788	40.999	5.775	30.961	20.803	7.477	44.833	20.785	20.687	13.198	7.904	4.402
			Elapsed	1:57.506	2:12.891	2:33.679	3:14.678	3:20.453	3:51.414	4:12.217	4:19.694	5:04.527	5:25.312	5:45.999	5:59.197	6:07.101	6:11.503
2	2	4:42.864	10:54.367	10.119	12.192	18.109	40.285	5.688	31.619	23.245	8.424	1:06.133	20.629	21.722	13.227	7.306	4.166
			Elapsed	10.119	22.311	40.420	1:20.705	1:26.393	1:58.012	2:21.257	2:29.681	3:35.814	3:56.443	4:18.165	4:31.392	4:38.698	4:42.864
3	2	4:15.448	15:09.815	9.975	12.461	18.186	39.593	5.679	30.255	20.524	7.448	43.542	20.391	21.105	13.900	8.142	4.247
			Elapsed	9.975	22.436	40.622	1:20.215	1:25.894	1:56.149	2:16.673	2:24.121	3:07.663	3:28.054	3:49.159	4:03.059	4:11.201	4:15.448
4	2	4:11.179	19:20.994	9.991	12.387	17.705	39.689	5.653	30.062	20.572	7.163	43.395	20.376	20.022	12.963	7.117	4.084
			Elapsed	9.991	22.378	40.083	1:19.772	1:25.425	1:55.487	2:16.059	2:23.222	3:06.617	3:26.993	3:47.015	3:59.978	4:07.095	4:11.179