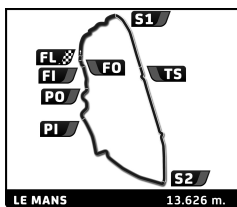


LIGIER

EUROPEAN SERIES



Ligier European Series

Le Mans Heat

Free Practice

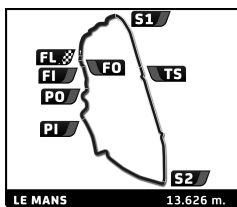
Sector Analysis

Lap under Red Flag Invalidated Lap Personal Best Session Best B Crossing the pit lane

Lap	D	Time	Sector 1	Sector 2	Sector 3	T. Spd	Elapsed	Lap	D	Time	Sector 1	Sector 2	Sector 3	T. Spd	Elapsed
1 Team Virage 1. Sebastien KAWPENG 2. Brandon MCCAUGHAN								Ligier JS P4 JS P4							
1	2	4:55.842	1:01.962	1:48.471	2:05.409	187.8	4:55.842	2	2	4:22.370	42.721	1:40.989	1:58.660	258.2	9:12.309
2	2	4:22.826	41.990	1:41.404	1:59.432	267.1	9:18.668	3	2	4:14.040	40.346	1:36.858	1:56.836	273.2	13:26.349
3	2	4:18.351	40.632	1:37.896	1:59.823	266.5	13:37.019	4	2	5:45.475	39.925	1:37.095	3:28.455	267.1	19:11.824
4	2	5:45.803	39.773	1:37.362	3:28.668	271.1	19:22.822	5	2	4:18.782 B	40.423	1:36.877	2:01.482	273.2	23:30.606
5	2	4:19.705	41.127	1:39.820	1:58.758	271.1	23:42.527	6	1	5:53.201	2:17.407	1:38.778	1:57.016	269.1	29:23.807
6	2	4:12.127	39.768	1:36.882	1:55.477	271.1	27:54.654	7	1	4:11.901	39.698	1:37.219	1:54.984	271.8	33:35.708
7	2	4:20.974 B	39.394	1:36.248	2:05.332	274.5	32:15.628	8	1	4:10.425	39.471	1:36.727	1:54.227	268.4	37:46.133
8	1	6:16.839	2:31.452	1:41.315	2:04.072	265.8	38:32.467	9	1	4:12.850	39.319	1:36.035	1:57.496	263.9	41:58.983
9	1	4:23.399	42.322	1:39.289	2:01.788	271.1	42:55.866	10	1	4:08.676	39.289	1:35.621	1:53.766	271.8	46:07.659
10	1	4:28.570	41.397	1:38.195	2:08.978	269.8	47:24.436								
3 LR Motorsport 1. Noah ROSSER 2. Andrea FRIZZA								Ligier JS2 R JS2 R							
1	2	6:01.470 B	1:37.277	1:55.630	2:28.563	180.6	6:01.470								
2	2	7:27.294 B	2:13.431	1:44.135	3:29.728	250.5	13:28.764								
3	2	10:51.288	7:03.454	1:43.099	2:04.735	252.3	24:20.052								
4	2	4:28.793	42.193	1:42.951	2:03.649	253.4	28:48.845								
5	2	4:36.389 B	41.864	1:41.820	2:12.705	253.4	33:25.234								
6	1	6:06.211	2:17.092	1:44.204	2:04.915	242.1	39:31.445								
7	1	4:24.701	41.563	1:41.248	2:01.890	252.3	43:56.146								
8	1	5:03.402 B	41.883	1:41.696	2:39.823	253.4	48:59.548								
4 ANS Motorsport 1. Jean-Philippe JOUVENT 2. Louis IGLESIAS								Ligier JS2 R JS2 R P/A							
1	1	6:12.686	1:54.716	2:00.350	2:17.620	177.6	6:12.686								
2	1	4:46.208	45.854	1:48.166	2:12.188	227.9	10:58.894								
3	1	4:40.655	44.170	1:45.656	2:10.829	256.4	15:39.549								
4	1	6:12.098	43.708	3:22.051	2:06.339	77.4	21:51.647								
5	1	4:32.621	43.136	1:43.771	2:05.714	258.9	26:24.268								
6	1	4:37.987 B	42.680	1:42.888	2:12.419	255.8	31:02.255								
7	2	7:44.915	3:59.122	1:43.100	2:02.693	257.0	38:47.170								
8	2	4:22.426	41.432	1:41.017	1:59.977	260.1	43:49.596								
9	2	4:19.428	40.700	1:39.240	1:59.488	260.7	47:29.024								
9 ANS Motorsport 1. Adrien BASTIDE 2. Arthur AEGERTER								Ligier JS P4 JS P4							
1	2	5:35.988	1:28.314	1:58.633	2:09.041	139.9	5:35.988								
2	2	4:25.072	44.148	1:39.440	2:01.484	272.5	10:01.060								
3	2	4:21.530	41.901	1:37.510	2:02.119	272.5	14:22.590								
4	2	5:45.455	40.784	1:50.830	3:13.841	271.1	20:08.045								
5	2	4:15.076	40.555	1:37.130	1:57.391	266.5	24:23.121								
6	2	4:25.984 B	40.259	1:37.729	2:07.996	273.2	28:49.105								
7	1	6:22.378	2:44.481	1:39.797	1:58.100	270.4	35:11.483								
8	1	4:16.438	40.675	1:37.708	1:58.055	271.1	39:27.921								
9	1	4:16.388	40.550	1:37.834	1:58.004	268.4	43:44.309								
10	1	5:12.993 B	40.353	1:37.581	2:55.059	269.1	48:57.302								
10 LADC Motorsport 1. Christian GISY								Ligier JS2 R JS2 R AM							
1	1	8:01.420	3:10.863	2:13.357	2:37.200	165.0	8:01.420								
2	1	5:09.116	51.143	1:56.355	2:21.618	188.1	13:10.536								
3	1	6:15.861	46.730	1:51.662	3:37.469	252.3	19:26.397								
4	1	4:45.053	46.872	1:47.095	2:11.086	243.8	24:11.450								
5	1	4:39.705	45.031	1:45.701	2:08.973	258.2	28:51.155								
6	1	4:35.239	43.376	1:44.612	2:07.251	255.8	33:26.394								
7	1	4:32.508	42.918	1:43.720	2:05.870	258.9	37:58.902								
8	1	4:34.267	43.231	1:43.007	2:08.029	260.1	42:33.169								
9	1	4:31.994	43.568	1:42.836	2:05.590	258.9	47:05.163								
12 ASM Motorsport 1. Luis Carlos PEREZ CABELL								Ligier JS P4 JS P4							
1	1	5:04.277 B	1:02.739	1:48.523	2:13.015	183.3	5:04.277								
2	1	6:29.176	2:49.210	1:40.511	1:59.455	269.1	11:33.453								
3	1	4:15.244	40.446	1:37.313	1:57.485	275.2	15:48.697								
4	1	5:53.217	39.696	3:15.735	1:57.786	80.7	21:41.914								
5	1	4:12.939	39.535	1:37.697	1:55.707	273.9	25:54.853								
6	1	4:10.100	39.343	1:35.909	1:54.848	273.2	30:04.953								
7	1	4:17.442 B	40.010	1:36.616	2:00.816	274.5	34:22.395								
8	1	7:10.711	3:38.591	1:37.328	1:54.792	271.1	41:33.106								
9	1	4:12.154	40.855	1:36.838	1:54.461	270.4	45:45.260								
14 Team Virage 1. Alex GARDNER 2. Simon SCHRANZ								Ligier JS P4 JS P4							
1	2	4:48.718	56.629	1:47.110	2:04.979	238.4	4:48.718								
2	2	4:20.230	41.844	1:39.676	1:58.710	252.8	9:08.948								
3	2	4:16.440	41.061	1:37.944	1:57.435	263.9	13:25.388								
4	2	5:44.184	39.906	1:37.111	3:27.167	265.8	19:09.572								

LIGIER

EUROPEAN SERIES



Ligier European Series

Le Mans Heat

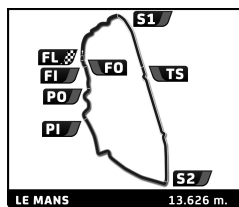
Free Practice

Sector Analysis

Lap under Red Flag											Invalidated Lap	Personal Best	Session Best	B Crossing the pit lane	
Lap	D	Time	Sector 1	Sector 2	Sector 3	T. Spd	Elapsed	Lap	D	Time	Sector 1	Sector 2	Sector 3	T. Spd	Elapsed
5	2	4:15.631	40.801	1:38.444	1:56.386	270.4	23:25.203	7	1	4:41.184	45.673	1:45.603	2:09.908	221.0	38:44.569
6	2	4:09.951	39.570	1:35.985	1:54.396	268.4	27:35.154	8	1	4:40.700	44.280	1:44.695	2:11.725	260.1	43:25.269
7	2	4:11.811	39.897	1:37.044	1:54.870	277.3	31:46.965	9	1	5:30.222 B	44.457	1:45.004	3:00.761	260.1	48:55.491
8	2	4:16.589 B	39.401	1:36.515	2:00.673	269.8	36:03.554	23 ZOSH Competition Ligier JS2 R							
9	1	6:03.015	2:26.064	1:39.770	1:57.181	271.8	42:06.569	1. Gilles BOUVART JS2 R AM							
10	1	4:12.952	39.929	1:36.989	1:56.034	271.8	46:19.521	1	1	7:56.589	2:29.599	2:35.377	2:51.613	127.5	7:56.589
18 VSF Sports Ligier JS2 R															
1. Maxime APARICIO JS2 R P/A															
2. Anthony GHIBAUDO															
1	2	5:52.900	1:42.793	1:54.626	2:15.481	208.3	5:52.900	2	1	6:15.357 B	54.032	2:07.281	3:14.044	161.5	14:11.946
2	2	4:39.733	44.906	1:46.190	2:08.637	243.2	10:32.633	3	1	9:45.757	4:49.058	2:07.866	2:48.833	193.8	23:57.703
3	2	4:33.083	43.261	1:44.828	2:04.994	255.8	15:05.716	4	1	6:23.282 B	1:01.420	2:13.132	3:08.730	175.6	30:20.985
4	2	6:07.061	42.780	3:20.196	2:04.085	260.7	21:12.777	28 Pegasus Racing Ligier JS2 R							
5	2	4:28.625	42.141	1:43.708	2:02.776	258.9	25:41.402	1. Christophe WEBER JS2 R AM							
6	2	4:43.644 B	42.180	1:42.642	2:18.822	260.7	30:25.046	1	1	6:40.703	2:05.780	2:09.208	2:25.715	177.1	6:40.703
7	1	6:18.024	2:30.464	1:43.752	2:03.808	260.7	36:43.070	2	1	4:55.399	51.675	1:48.957	2:14.767	254.0	11:36.102
8	1	4:27.317	42.251	1:42.564	2:02.502	257.6	41:10.387	3	1	4:49.157	47.676	1:47.496	2:13.985	260.1	16:25.259
9	1	4:25.499	41.651	1:41.849	2:01.999	260.1	45:35.886	4	1	6:14.770	1:23.096	2:40.134	2:11.540	186.5	22:40.029
19 Trajectus Motorsport Ligier JS P4															
1. Vincent BOUTELLER JS P4															
2. Tomas POMPIDOU															
1	2	4:50.352	58.714	1:46.932	2:04.706	222.8	4:50.352	5	1	4:41.866	45.741	1:46.182	2:09.943	258.2	27:21.895
2	2	4:19.862	42.827	1:38.923	1:58.112	267.1	9:10.214	6	1	4:40.131	45.569	1:45.814	2:08.748	260.7	32:02.026
3	2	4:15.703	40.496	1:37.937	1:57.270	267.1	13:25.917	7	1	4:38.456	44.879	1:44.217	2:09.360	257.6	36:40.482
4	2	5:46.521	40.033	1:37.791	3:28.697	256.4	19:12.438	8	1	4:37.222	44.271	1:44.847	2:08.104	255.8	41:17.704
5	2	4:13.628	40.721	1:36.301	1:56.606	269.8	23:26.066	9	1	4:46.345 B	44.176	1:44.516	2:17.653	259.5	46:04.049
6	2	4:16.965 B	39.457	1:36.782	2:00.726	265.2	27:43.031	29 Pegasus Racing Ligier JS2 R							
7	1	6:06.408	2:30.065	1:38.621	1:57.722	266.5	33:49.439	1. Jordan MEYER JS2 R							
8	1	4:13.448	39.898	1:36.590	1:56.960	267.8	38:02.887	2. Kasparas VINGILIS							
9	1	4:15.057	39.789	1:36.184	1:59.084	273.2	42:17.944	1	2	6:37.301	2:06.754	2:03.916	2:26.631	173.1	6:37.301
10	1	4:23.970 B	39.771	1:36.463	2:07.736	264.5	46:41.914	2	2	4:45.303	47.486	1:46.790	2:11.027	238.4	11:22.604
20 Trajectus Motorsport Ligier JS P4															
1. Gabriel DOYLE-PARFAIT JS P4															
2. Nickolas ELLIS															
1	1	5:06.581	1:10.773	1:51.048	2:04.760	219.6	5:06.581	3	2	4:34.381	44.335	1:43.497	2:06.549	260.7	15:56.985
2	1	4:23.105	43.006	1:40.662	1:59.437	269.8	9:29.686	4	2	6:05.147	49.980	3:09.244	2:05.923	76.8	22:02.132
3	1	4:16.758	40.911	1:37.837	1:58.010	271.1	13:46.444	5	2	4:39.042 B	43.258	1:42.655	2:13.129	260.1	26:41.174
4	1	5:52.611	40.206	1:37.256	3:35.149	267.1	19:39.055	6	1	6:26.612	2:35.677	1:43.937	2:06.998	258.9	33:07.786
5	1	4:21.192 B	40.467	1:36.897	2:03.828	271.8	24:00.247	7	1	4:26.721	42.444	1:41.814	2:02.463	260.1	37:34.507
6	2	6:00.013	2:22.025	1:38.392	1:59.596	269.8	30:00.260	8	1	4:29.776	42.316	1:41.280	2:06.180	262.0	42:04.283
7	2	4:12.272	39.727	1:36.909	1:55.636	269.8	34:12.532	9	1	4:34.264 B	41.816	1:40.682	2:11.766	258.9	46:38.547
8	2	4:10.946	39.360	1:36.485	1:55.101	262.0	38:23.478	33 Petrogold Ligier JS P4							
9	2	4:10.983	39.622	1:36.287	1:55.074	270.4	42:34.461	1. Daniel NOGALES JS P4							
10	2	4:26.708 B	39.860	1:35.566	2:11.282	271.1	47:01.169	2. Scott MARSH							
22 ZOSH Competition Ligier JS2 R															
1. Guillaume BRICHARD JS2 R AM															
2. Michel RENAVAND															
1	2	6:17.660	2:01.251	1:58.409	2:18.000	184.6	6:17.660	1	2	5:29.548	1:20.633	1:57.278	2:11.637	174.0	5:29.548
2	2	4:46.866	49.405	1:46.270	2:11.191	250.5	11:04.526	2	2	4:32.925	43.988	1:41.417	2:07.520	244.3	10:02.473
3	2	4:37.090	45.042	1:44.137	2:07.851	260.7	15:41.556	3	2	4:24.442	41.365	1:38.559	2:04.518	263.9	14:26.915
4	2	6:23.119	44.119	3:22.815	2:16.185	77.7	22:04.675	4	2	5:42.969	40.798	1:52.039	3:10.132	266.5	20:09.884
5	2	4:47.957 B	44.087	1:45.349	2:18.521	211.1	26:52.632	5	2	4:23.145 B	40.463	1:37.038	2:05.644	269.1	24:33.029
6	1	7:10.753	3:10.279	1:48.183	2:12.291	239.5	34:03.385	6	1	6:16.030	2:36.092	1:39.617	2:00.321	269.1	30:49.059
23 ZOSH Competition Ligier JS2 R															
1. Gilles BOUVART JS2 R AM															
2. Michel RENAVAND															
1	1	6:36.378	2:19.771	1:53.250	2:23.357	216.6	6:36.378	7	1	4:17.204	40.440	1:37.656	1:59.108	270.4	35:06.263
2	1	4:47.543	47.627	1:48.158	2:11.758	207.9	11:23.921	8	1	4:14.183	40.105	1:37.019	1:57.059	267.1	39:20.446
3	1	4:34.483	44.214	1:43.811	2:06.458	260.7	15:58.404	9	1	4:11.733	39.719	1:36.283	1:55.731	271.8	43:32.179
35 Veloso Motorsport Ligier JS2 R															
1. José MARREIROS JS2 R															
1	1	4:22.969 B	39.408	1:36.279	2:07.282	272.5	47:55.148	10	1	4:22.969 B	39.408	1:36.279	2:07.282	272.5	47:55.148

LIGIER

EUROPEAN SERIES



Ligier European Series

Le Mans Heat

Free Practice

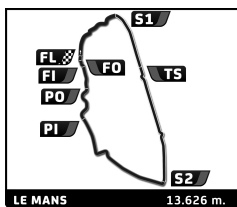
Sector Analysis

Lap under Red Flag Invalidated Lap Personal Best Session Best Crossing the pit lane

Lap	D	Time	Sector 1	Sector 2	Sector 3	T. Spd	Elapsed	Lap	D	Time	Sector 1	Sector 2	Sector 3	T. Spd	Elapsed
4	1	6:07.011	51.564	3:07.412	2:08.035	75.7	22:05.415	8	1	4:35.614 B	43.230	1:40.655	2:11.729	271.1	43:26.407
5	1	4:32.135	43.874	1:42.466	2:05.795	260.7	26:37.550	51 ZOSH Competition 1. Paul ALBERTO 2. Maxence CHATELLIER Ligier JS2 R JS2 R							
6	1	4:40.189 B	42.920	1:42.801	2:14.468	258.2	31:17.739	1	2	6:18.034	2:06.246	1:57.069	2:14.719	228.4	6:18.034
7	1	6:05.033	2:18.278	1:42.472	2:04.283	258.2	37:22.772	2	2	4:38.562	47.969	1:44.112	2:06.481	250.5	10:56.596
8	1	4:29.334	42.248	1:41.615	2:05.471	260.7	41:52.106	3	2	4:29.137	42.966	1:42.169	2:04.002	258.2	15:25.733
9	1	4:25.572	42.774	1:41.866	2:00.932	259.5	46:17.678	4	2	5:54.867	41.957	3:09.768	2:03.136	243.2	21:20.594
41 VSF Sports 1. Daniel DALLAKYAN 2. Antonin BERNARD Ligier JS2 R JS2 R								5	2	4:23.752	42.075	1:40.861	2:00.816	256.4	25:44.346
1	1	5:44.587	1:33.798	1:56.217	2:14.572	214.0	5:44.587	6	2	4:39.081 B	41.445	1:40.079	2:17.557	262.0	30:23.427
2	1	4:35.559	44.459	1:44.454	2:06.646	252.8	10:20.146	7	1	5:55.783	2:13.688	1:41.469	2:00.626	260.1	36:19.210
3	1	4:28.563	43.932	1:41.720	2:02.911	261.3	14:48.709	8	1	4:20.806	40.801	1:40.414	1:59.591	261.3	40:40.016
4	1	6:01.198	41.636	2:49.426	2:30.136	260.1	20:49.907	9	1	4:20.324	40.651	1:40.359	1:59.314	260.1	45:00.340
5	1	4:22.801	41.421	1:40.844	2:00.536	260.7	25:12.708	53 M Racing 1. Natan BIHEL Ligier JS2 R JS2 R							
6	1	4:31.558 B	40.952	1:40.368	2:10.238	257.0	29:44.266	1	1	6:02.373	2:01.912	1:52.156	2:08.305	231.3	6:02.373
7	2	6:37.307	2:51.925	1:43.371	2:02.011	257.6	36:21.573	2	1	4:29.050	43.041	1:42.692	2:03.317	260.7	10:31.423
8	2	4:21.418	41.217	1:40.016	2:00.185	256.4	40:42.991	3	1	4:34.291 B	41.826	1:41.355	2:11.110	260.1	15:05.714
9	2	4:23.262	43.378	1:40.312	1:59.572	254.0	45:06.253	4	1	7:41.917	3:55.767	1:44.410	2:01.740	259.5	22:47.631
44 ASM Motorsport 1. Lucas FECURY Ligier JS P4 JS P4								5	1	4:22.194	41.333	1:40.550	2:00.311	260.1	27:09.825
1	1	5:29.064	1:25.114	1:52.853	2:11.097	170.9	5:29.064	6	1	4:30.631 B	41.240	1:40.537	2:08.854	260.1	31:40.456
2	1	4:25.619	43.120	1:40.482	2:02.017	248.8	9:54.683	7	1	6:55.180	3:06.407	1:41.921	2:06.852	256.4	38:35.636
3	1	4:24.026	41.379	1:39.073	2:03.574	271.1	14:18.709	8	1	4:27.355	40.984	1:42.194	2:04.177	261.3	43:02.991
4	1	5:53.289	40.632	1:52.187	3:20.470	270.4	20:11.998	9	1	4:21.790	40.745	1:39.859	2:01.186	260.7	47:24.781
5	1	4:15.305	40.148	1:37.022	1:58.135	262.0	24:27.303	57 M Racing 1. August THERBO 2. Martin LACQUEMANNE Ligier JS P4 JS P4							
6	1	4:26.735 B	40.610	1:36.558	2:09.567	273.9	28:54.038	1	2	4:53.912	1:00.867	1:48.643	2:04.402	202.5	4:53.912
7	1	7:41.261	4:05.449	1:37.767	1:58.045	271.8	36:35.299	2	2	4:19.463	42.106	1:39.453	1:57.904	273.9	9:13.375
8	1	4:12.467	39.648	1:35.686	1:57.133	273.2	40:47.766	3	2	4:13.561	40.200	1:37.106	1:56.255	267.8	13:26.936
9	1	4:14.030	39.580	1:36.923	1:57.527	269.8	45:01.796	4	2	5:46.488	40.044	1:37.281	3:29.163	266.5	19:13.424
48 Allay Racing 1. Emil HELLBERG Ligier JS P4 JS P4 AM								5	2	4:21.139 B	41.133	1:36.677	2:03.329	265.2	23:34.563
1	1	5:28.070	1:29.704	1:50.554	2:07.812	154.7	5:28.070	6	1	6:16.329	2:38.365	1:39.669	1:58.295	260.7	29:50.892
2	1	4:27.405	43.541	1:41.495	2:02.369	255.8	9:55.475	7	1	4:12.523	39.757	1:37.067	1:55.699	270.4	34:03.415
3	1	4:35.624	44.467	1:38.886	2:12.271	270.4	14:31.099	8	1	4:11.957	40.898	1:36.070	1:54.989	273.2	38:15.372
4	1	5:50.776	41.265	2:01.099	3:08.412	271.1	20:21.875	9	1	4:14.316	39.674	1:36.794	1:57.848	272.5	42:29.688
5	1	4:17.815	41.281	1:38.320	1:58.214	270.4	24:39.690	10	1	4:09.340	39.120	1:36.387	1:53.833	274.5	46:39.028
6	1	4:15.657	40.354	1:38.065	1:57.238	272.5	28:55.347	61 LADC Motorsport 1. Erwan BIHEL Ligier JS2 R JS2 R AM							
7	1	4:16.936	40.405	1:38.674	1:57.857	271.8	33:12.283	1	1	7:48.077	3:16.825	2:01.465	2:29.787	190.4	7:48.077
8	1	4:16.179	39.897	1:37.332	1:58.950	269.8	37:28.462	2	1	4:53.105	47.582	1:48.049	2:17.474	250.5	12:41.182
9	1	4:13.710	39.674	1:36.488	1:57.548	275.9	41:42.172	3	1	5:43.125	46.784	1:46.111	3:10.230	244.9	18:24.307
10	1	4:11.774	39.422	1:36.185	1:56.167	274.5	45:53.946	4	1	5:05.279	1:08.211	1:44.405	2:12.663	257.0	23:29.586
50 Les Deux Arbres 1. Jeremy LOISEL Ligier JS P4 JS P4 AM								5	1	4:34.025	43.308	1:44.406	2:06.311	258.9	28:03.611
1	1	7:39.430	2:53.697	2:11.773	2:33.960	184.9	7:39.430	6	1	4:32.528	42.286	1:43.877	2:06.365	260.1	32:36.139
2	1	5:01.204	50.525	1:50.257	2:20.422	228.4	12:40.634	7	1	4:28.942	42.371	1:42.533	2:04.038	258.9	37:05.081
3	1	5:29.234	49.535	1:44.604	2:55.095	248.2	18:09.868	8	1	5:41.872 B	42.317	1:42.590	3:16.965	260.7	42:46.953
4	1	5:09.840	1:13.211	1:44.877	2:11.752	267.8	23:19.708	62 LADC BY RSL 1. Oskar KRISTENSEN Ligier JS2 R JS2 R							
5	1	4:37.820	45.586	1:42.637	2:09.597	242.1	27:57.528	1	1	8:08.011	3:27.264	2:10.306	2:30.441	149.8	8:08.011
6	1	4:49.355 B	44.159	1:42.967	2:22.229	269.8	32:46.883								
7	1	6:03.910	2:13.732	1:42.917	2:07.261	265.2	38:50.793								

LIGIER

EUROPEAN SERIES



Ligier European Series

Le Mans Heat

Free Practice

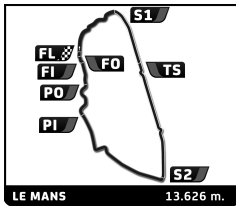
Sector Analysis

Lap under Red Flag Invalidated Lap Personal Best Session Best Crossing the pit lane

Lap	D	Time	Sector 1	Sector 2	Sector 3	T. Spd	Elapsed	Lap	D	Time	Sector 1	Sector 2	Sector 3	T. Spd	Elapsed
2	1	4:35.300	45.025	1:46.474	2:03.801	258.9	12:43.311	7	2	4:24.263	41.564	1:40.538	2:02.161	259.5	37:55.868
3	1	5:25.026	45.233	1:43.807	2:55.986	259.5	18:08.337	8	2	4:24.441	41.103	1:40.652	2:02.686	260.7	42:20.309
4	1	4:58.546	1:12.040	1:44.343	2:02.163	260.7	23:06.883	9	2	6:33.451 B	41.598	1:40.978	4:10.875	260.7	48:53.760
5	1	4:24.764	42.057	1:41.910	2:00.797	258.9	27:31.647	81 LR Motorsport 1.Simone BIANCO Ligier JS2 R JS2 R							
6	1	4:23.077	41.417	1:40.943	2:00.717	261.3	31:54.724	1	1	5:45.118	1:36.418	1:55.467	2:13.233	170.9	5:45.118
7	1	4:26.116	42.733	1:41.698	2:01.685	249.9	36:20.840	2	1	4:35.388	44.393	1:44.650	2:06.345	210.3	10:20.506
8	1	4:21.168	41.291	1:40.144	1:59.733	260.7	40:42.008	3	1	4:27.389	42.482	1:42.131	2:02.776	260.7	14:47.895
9	1	4:22.997	41.317	1:40.038	2:01.642	260.1	45:05.005	4	1	6:02.757	43.532	2:53.364	2:25.861	256.4	20:50.652
68 M Racing 1.Lawrence HERBOTS Ligier JS2 R JS2 R							5	1	4:30.385 B	41.318	1:40.721	2:08.346	259.5	25:21.037	
1	1	6:02.208	1:52.597	1:55.733	2:13.878	200.6	6:02.208	6	1	7:29.360 B	2:56.620	1:42.028	2:50.712	260.1	32:50.397
2	1	4:39.582	45.406	1:46.052	2:08.124	251.1	10:41.790	7	1	15:01.291 B	...	1:59.493	2:19.678	208.7	47:51.688
3	1	4:34.368	42.809	1:44.702	2:06.857	259.5	15:16.158	83 Trajectus Motorsport 1.Charles LAMBERT Ligier JS2 R JS2 R							
4	1	6:05.941	42.229	3:16.739	2:06.973	258.2	21:22.099	1	1	5:59.086	1:51.493	1:53.896	2:13.697	225.6	5:59.086
5	1	4:38.563 B	42.632	1:43.916	2:12.015	261.3	26:00.662	2	1	4:35.608	45.999	1:44.306	2:05.303	259.5	10:34.694
6	1	5:54.459	2:07.294	1:43.808	2:03.357	260.1	31:55.121	3	1	4:27.782	42.793	1:42.201	2:02.788	258.9	15:02.476
7	1	4:27.577	42.889	1:42.281	2:02.407	250.5	36:22.698	4	1	5:58.493	42.129	3:11.440	2:04.924	257.6	21:00.969
8	1	4:24.629	41.576	1:41.296	2:01.757	260.7	40:47.327	5	1	4:29.755	43.093	1:43.966	2:02.696	259.5	25:30.724
9	1	4:23.357	41.515	1:41.003	2:00.839	259.5	45:10.684	6	1	4:25.434	42.643	1:40.659	2:02.132	262.0	29:56.158
69 Bretton Racing 1.Dominique BASTIEN Ligier JS P4 JS P4 AM							7	1	4:31.547 B	41.875	1:40.693	2:08.979	261.3	34:27.705	
1	1	5:43.075	1:20.105	2:09.263	2:13.707	138.7	5:43.075	8	1	6:13.964	2:31.658	1:41.800	2:00.506	259.5	40:41.669
2	1	4:38.992	45.626	1:47.072	2:06.294	269.8	10:22.067	9	1	4:20.916	41.165	1:39.848	1:59.903	260.7	45:02.585
3	1	4:30.700	43.581	1:41.951	2:05.168	274.5	14:52.767	84 Trajectus Motorsport 1.Jack TABERY 2.Martin TABERY Ligier JS2 R JS2 R P/A							
4	1	6:07.624	43.710	2:53.350	2:30.564	270.4	21:00.391	1	2	6:13.003	1:57.571	2:00.007	2:15.425	200.6	6:13.003
5	1	4:33.559	43.415	1:45.106	2:05.038	262.0	25:33.950	2	2	4:39.472	46.078	1:46.162	2:07.232	241.1	10:52.475
6	1	4:28.907	43.375	1:41.278	2:04.254	271.8	30:02.857	3	2	4:37.569	44.055	1:44.955	2:08.559	262.0	15:30.044
7	1	4:25.439	42.426	1:39.871	2:03.142	269.8	34:28.296	4	2	6:06.161	43.068	3:16.324	2:06.769	81.9	21:36.205
8	1	4:25.197	42.628	1:40.431	2:02.138	271.8	38:53.493	5	2	4:38.049 B	43.090	1:43.013	2:11.946	260.7	26:14.254
9	1	4:44.656 B	41.795	1:39.952	2:22.909	271.8	43:38.149	6	1	6:20.736	2:30.767	1:43.643	2:06.326	261.3	32:34.990
72 ZOSH Competition 1.Anthony PERRIN 2.Leo PINQUIER Ligier JS2 R JS2 R							7	1	4:28.394	42.484	1:42.021	2:03.889	259.5	37:03.384	
1	2	7:07.466	2:30.280	2:08.035	2:29.151	183.3	7:07.466	8	1	4:27.707	42.292	1:42.347	2:03.068	260.1	41:31.091
2	2	4:53.946	49.518	1:49.041	2:15.387	244.9	12:01.412	9	1	4:26.143	42.587	1:42.092	2:01.464	265.8	45:57.234
3	2	4:57.494 B	47.230	1:46.909	2:23.355	260.1	16:58.906	88 23Events Racing 1.Marcus TERKILDSEN Ligier JS2 R JS2 R							
4	1	7:09.183	3:08.875	1:49.212	2:11.096	237.9	24:08.089	1	1	5:39.904	1:37.775	1:50.485	2:11.644	208.3	5:39.904
5	1	4:46.912	47.206	1:50.430	2:09.276	233.8	28:55.001	2	1	4:33.796	44.174	1:44.467	2:05.155	258.2	10:13.700
6	1	4:40.458	45.431	1:45.762	2:09.265	252.8	33:35.459	3	1	4:30.240	42.290	1:42.241	2:05.709	261.3	14:43.940
7	1	4:36.085	46.112	1:43.697	2:06.276	259.5	38:11.544	4	1	5:57.091	41.572	2:27.518	2:48.001	258.9	20:41.031
8	1	4:32.740	43.703	1:43.602	2:05.435	259.5	42:44.284	5	1	5:11.687 B	41.166	1:40.826	2:49.695	259.5	25:52.718
9	1	4:31.084	43.274	1:43.220	2:04.590	255.2	47:15.368	6	1	7:45.782	4:04.793	1:40.854	2:00.135	260.7	33:38.500
75 M Racing 1.Nathan HUET 2.Cindy GUDET Ligier JS2 R JS2 R P/A							7	1	4:20.980	41.479	1:40.376	1:59.125	260.1	37:59.480	
1	1	6:41.344	2:18.787	1:58.348	2:24.209	190.1	6:41.344	8	1	4:22.724	41.378	1:39.456	2:01.890	256.4	42:22.204
2	1	4:46.516	49.354	1:48.139	2:09.023	255.2	11:27.860	9	1	4:19.160	40.703	1:39.625	1:58.832	262.0	46:41.364
3	1	4:35.136	44.283	1:44.232	2:06.621	260.1	16:02.996	90 LADC Motorsport 1.Clement LOEUL Ligier JS2 R JS2 R							
4	1	6:16.710 B	1:03.436	2:58.750	2:14.524	77.4	22:19.706	1	1	7:56.774	3:30.062	2:12.060	2:14.652	166.5	7:56.774
5	2	6:44.821	2:52.880	1:46.599	2:05.342	252.8	29:04.527								
6	2	4:27.078	42.100	1:41.802	2:03.176	255.8	33:31.605								

LIGIER

EUROPEAN SERIES



Ligier European Series

Le Mans Heat

Free Practice

Sector Analysis

Lap under Red Flag Invalidated Lap Personal Best Session Best B Crossing the pit lane

Lap	D	Time	Sector 1	Sector 2	Sector 3	T. Spd	Elapsed	Lap	D	Time	Sector 1	Sector 2	Sector 3	T. Spd	Elapsed
2	1	4:38.409	45.746	1:44.767	2:07.896	254.0	12:35.183								
3	1	5:08.054	42.763	1:42.846	2:42.445	259.5	17:43.237								
4	1	5:10.747	1:25.460	1:43.115	2:02.172	258.2	22:53.984								
5	1	4:25.127	41.791	1:41.111	2:02.225	256.4	27:19.111								
6	1	4:23.447	41.542	1:41.477	2:00.428	260.1	31:42.558								
7	1	4:21.784	41.139	1:41.300	1:59.345	260.1	36:04.342								
8	1	4:22.427	41.368	1:41.059	2:00.000	259.5	40:26.769								
9	1	4:32.080 B	41.109	1:40.835	2:10.136	259.5	44:58.849								

93	Petrogold	Ligier JS P4					
	1.Christian GARDUÑO 2.Andrei DUNA	JS P4					
1	2	5:23.770	1:19.289	1:56.530	2:07.951	215.7	5:23.770
2	2	4:17.860	41.451	1:38.792	1:57.617	271.8	9:41.630
3	2	5:16.242 B	40.043	1:36.280	2:59.919	273.9	14:57.872

94	Pegasus Racing	Ligier JS2 R					
	1.Alain MEYER	JS2 R AM					
1	1	7:08.820	2:23.292	2:07.932	2:37.596	161.5	7:08.820
2	1	5:00.531	50.804	1:50.653	2:19.074	214.0	12:09.351
3	1	5:10.344	48.541	1:49.658	2:32.145	229.9	17:19.695
4	1	5:25.633	57.840	2:13.608	2:14.185	186.2	22:45.328
5	1	4:43.847	46.381	1:46.068	2:11.398	259.5	27:29.175
6	1	4:44.561	46.680	1:44.938	2:12.943	256.4	32:13.736
7	1	4:38.557	44.947	1:43.981	2:09.629	260.1	36:52.293
8	1	4:37.678	44.391	1:44.334	2:08.953	261.3	41:29.971
9	1	4:49.918 B	45.197	1:43.586	2:21.135	260.7	46:19.889

99	Team Virage	Ligier JS P4					
	1.Arnaud MALIZIA 2.Victor AEGERTER	JS P4					
1	1	4:56.559	1:04.713	1:46.060	2:05.786	202.8	4:56.559
2	1	4:20.657	42.217	1:39.373	1:59.067	275.2	9:17.216
3	1	4:18.648	40.639	1:37.676	2:00.333	271.8	13:35.864
4	1	5:47.581	40.271	1:38.228	3:29.082	271.1	19:23.445
5	1	4:16.475	40.935	1:37.683	1:57.857	266.5	23:39.920
6	1	4:13.471	39.616	1:36.876	1:56.979	272.5	27:53.391
7	1	4:14.348	39.475	1:36.520	1:58.353	271.1	32:07.739
8	1	4:20.373 B	40.021	1:36.027	2:04.325	272.5	36:28.112
9	2	6:32.302	2:35.623	1:47.737	2:08.942	248.2	43:00.414
10	2	4:24.954	42.997	1:42.833	1:59.124	251.1	47:25.368