

# Ligier European Series

## Le Mans Heat

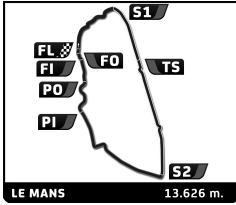
### Free Practice



## Section Analysis

■ Personal Best    
 ■ Session Best    
 ■ Crossing the pit lane

Lap	D	Time	Elapsed	SCL2	Z4	IP1	Z12	SCLC	A7-1	IP2	A8-1	SCLB	PORIN	POROUT	SCL1	FORDOUT	FL
<b>1 Team Virage</b>				<b>1. Sebastien KAWPENG</b>				<b>2. Brandon MCCAUGHAN</b>				Ligier JS P4					
1	2	4:55.842	4:55.842	19.465	18.205	24.292	46.456	5.960	33.573	22.482	8.091	46.845	21.617	22.255	13.923	8.325	4.353
			Elapsed	19.465	37.670	1:01.962	1:48.418	1:54.378	2:27.951	2:50.433	2:58.524	3:45.369	4:06.986	4:29.241	4:43.164	4:51.489	4:55.842
2	2	4:22.826	9:18.668	10.185	12.810	18.995	41.639	5.818	32.400	21.547	7.545	44.861	20.803	20.580	13.235	8.166	4.242
			Elapsed	10.185	22.995	41.990	1:23.629	1:29.447	2:01.847	2:23.394	2:30.939	3:15.800	3:36.603	3:57.183	4:10.418	4:18.584	4:22.826
3	2	4:18.351	13:37.019	10.075	12.332	18.225	40.523	5.788	30.806	20.779	7.383	43.952	20.709	22.016	14.226	7.438	4.099
			Elapsed	10.075	22.407	40.632	1:21.155	1:26.943	1:57.749	2:18.528	2:25.911	3:09.863	3:30.572	3:52.588	4:06.814	4:14.252	4:18.351
4	2	5:45.803	19:22.822	9.956	11.578	18.239	39.755	5.808	31.025	20.774	7.397	55.763	57.215	48.025	27.892	8.195	4.181
			Elapsed	9.956	21.534	39.773	1:19.528	1:25.336	1:56.361	2:17.135	2:24.532	3:20.295	4:17.510	5:05.535	5:33.427	5:41.622	5:45.803
5	2	4:19.705	23:42.527	10.054	12.173	18.900	40.310	5.789	31.413	22.308	7.571	43.801	20.622	20.701	13.100	8.789	4.174
			Elapsed	10.054	22.227	41.127	1:21.437	1:27.226	1:58.639	2:20.947	2:28.518	3:12.319	3:32.941	3:53.642	4:06.742	4:15.531	4:19.705
6	2	4:12.127	27:54.654	10.034	11.720	18.014	40.072	5.724	30.494	20.592	7.269	43.155	20.568	19.976	13.262	7.214	4.033
			Elapsed	10.034	21.754	39.768	1:19.840	1:25.564	1:56.058	2:16.650	2:23.919	3:07.074	3:27.642	3:47.618	4:00.880	4:08.094	4:12.127
7	2	4:20.974 <b>B</b>	32:15.628	9.948	11.639	17.807	39.779	5.724	30.342	20.403	7.217	43.306	20.368	23.729	13.204		4:20.974
			Elapsed	9.948	21.587	39.394	1:19.173	1:24.897	1:55.239	2:15.642	2:22.859	3:06.165	3:26.533	3:50.262	4:03.466		4:20.974
8	1	6:16.839	38:32.467	1:54.483	2:09.671	2:31.452	3:13.410	3:19.285	3:51.006	4:12.767	4:21.023	5:06.786	5:28.094	5:50.375	6:04.303	6:12.236	6:16.839
			Elapsed	1:54.483	2:09.671	2:31.452	3:13.410	3:19.285	3:51.006	4:12.767	4:21.023	5:06.786	5:28.094	5:50.375	6:04.303	6:12.236	6:16.839
9	1	4:23.399	42:55.866	10.339	12.592	19.391	41.011	5.772	31.415	21.091	7.517	46.445	20.982	20.957	13.714	7.733	4.440
			Elapsed	10.339	22.931	42.322	1:23.333	1:29.105	2:00.520	2:21.611	2:29.128	3:15.573	3:36.555	3:57.512	4:11.226	4:18.959	4:23.399
10	1	4:28.570	47:24.436	10.219	12.219	18.959	40.614	5.766	30.999	20.816	7.619	54.539	20.863	20.689	13.568	7.439	4.261
			Elapsed	10.219	22.438	41.397	1:22.011	1:27.777	1:58.776	2:19.592	2:27.211	3:21.750	3:42.613	4:03.302	4:16.870	4:24.309	4:28.570
<b>3 LR Motorsport</b>				<b>1. Noah ROSSER</b>				<b>2. Andrea FRIZZA</b>				Ligier JS2 R					
1	2	6:01.470 <b>B</b>	6:01.470	52.669	18.461	26.147	51.353	6.292	34.753	23.232	8.813	48.913	22.420	24.564	18.944		6:01.470
			Elapsed	52.669	1:11.130	1:37.277	2:28.630	2:34.922	3:09.675	3:32.907	3:41.720	4:30.633	4:53.053	5:17.617	5:36.561		6:01.470
2	2	7:27.294 <b>B</b>	13:28.764	1:38.772	14.188	20.471	43.314	6.165	32.740	21.916	8.031	1:07.106	1:12.295	23.360	15.441		
			Elapsed	1:38.772	1:52.960	2:13.431	2:56.745	3:02.910	3:35.650	3:57.566	4:05.597	5:12.703	6:24.998	6:48.358	7:03.799		7:27.294
3	2	10:51.288	24:20.052	6:28.885	14.558	20.011	42.992	6.115	32.341	21.651	7.805	46.493	21.779	22.568	14.071	7.758	4.261
			Elapsed	6:28.885	6:43.443	7:03.454	7:46.446	7:52.561	8:24.902	8:46.553	8:54.358	9:40.851	10:02.630	10:25.198	10:39.269	10:47.027	10:51.288
4	2	4:28.793	28:48.845	10.437	12.545	19.211	42.289	6.062	32.191	22.409	7.743	46.329	21.826	21.864	13.834	7.700	4.353
			Elapsed	10.437	22.982	42.193	1:24.482	1:30.544	2:02.735	2:25.144	2:32.887	3:19.216	3:41.042	4:02.906	4:16.740	4:24.440	4:28.793
5	2	4:36.389 <b>B</b>	33:25.234	10.520	12.372	18.972	42.052	6.105	32.095	21.568	7.581	47.359	21.743	21.646	14.454		4:36.389
			Elapsed	10.520	22.892	41.864	1:23.916	1:30.021	2:02.116	2:23.684	2:31.265	3:18.624	3:40.367	4:02.013	4:16.467		4:36.389
6	1	6:06.211	39:31.445	1:41.977	14.053	21.062	43.853	6.081	32.274	21.996	7.801	46.418	23.213	22.172	13.587	7.530	4.194
			Elapsed	1:41.977	1:56.030	2:17.092	3:00.945	3:07.026	3:39.300	4:01.296	4:09.097	4:55.515	5:18.728	5:40.900	5:54.487	6:02.017	6:06.211
7	1	4:24.701	43:56.146	10.374	12.298	18.891	41.761	6.035	31.932	21.520	7.500	45.788	21.264	21.989	13.779	7.310	4.260
			Elapsed	10.374	22.672	41.563	1:23.324	1:29.359	2:01.291	2:22.811	2:30.311	3:16.099	3:37.363	3:59.352	4:13.131	4:20.441	4:24.701
8	1	5:03.402 <b>B</b>	48:59.548	10.429	12.099	19.355	42.341	5.995	31.855	21.505	8.504	45.943	21.619	21.311	29.940		5:03.402
			Elapsed	10.429	22.528	41.883	1:24.224	1:30.219	2:02.074	2:23.579	2:32.083	3:18.026	3:39.645	4:00.956	4:30.896		5:03.402



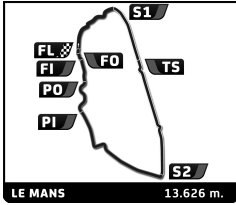
**Ligier European Series**  
 Le Mans Heat  
 Free Practice



Section Analysis

■ Personal Best   ■ Session Best   B Crossing the pit lane

Lap	D	Time	Elapsed	SCL2	Z4	IP1	Z12	SCLC	A7-1	IP2	A8-1	SCLB	PORIN	POROUT	SCL1	FORDOUT	FL	
<b>4</b>		<b>ANS Motorsport</b>		1.Jean-Philippe JOUVENT				2.Louis IGLESIAS										Ligier JS2 R
1	1	6:12.686	6:12.686	1:05.269	20.797	28.650	52.830	6.723	36.939	23.858	9.006	50.650	23.198	26.323	14.939	8.853	4.651	
			Elapsed	1:05.269	1:26.066	1:54.716	2:47.546	2:54.269	3:31.208	3:55.066	4:04.072	4:54.722	5:17.920	5:44.243	5:59.182	6:08.035	6:12.686	
2	1	4:46.208	10:58.894	10.781	13.811	21.262	45.556	6.141	33.752	22.717	8.355	48.530	22.335	24.047	14.400	9.967	4.554	
			Elapsed	10.781	24.592	45.854	1:31.410	1:37.551	2:11.303	2:34.020	2:42.375	3:30.905	3:53.240	4:17.287	4:31.687	4:41.654	4:46.208	
3	1	<b>4:40.655</b>	15:39.549	10.623	13.285	20.262	44.519	6.207	32.999	21.931	8.421	48.649	22.372	24.001	14.441	8.319	4.626	
			Elapsed	10.623	23.908	44.170	1:28.689	1:34.896	2:07.895	2:29.826	2:38.247	3:26.896	3:49.268	4:13.269	4:27.710	4:36.029	4:40.655	
4	1	6:12.098	21:51.647	10.682	12.961	20.065	1:32.668	14.343	1:12.360	22.680	8.083	46.782	21.947	23.496	13.941	7.696	4.394	
			Elapsed	10.682	23.643	43.708	2:16.376	2:30.719	3:43.079	4:05.759	4:13.842	5:00.624	5:22.571	5:46.067	6:00.008	6:07.704	6:12.098	
5	1	4:32.621	26:24.268	10.677	12.713	19.746	43.506	6.116	32.549	21.600	7.888	47.150	21.906	22.639	13.957	7.665	4.509	
			Elapsed	10.677	23.390	43.136	1:26.642	1:32.758	2:05.307	2:26.907	2:34.795	3:21.945	3:43.851	4:06.490	4:20.447	4:28.112	4:32.621	
6	1	4:37.987 <b>B</b>	31:02.255	10.652	12.554	19.474	42.698	6.089	32.775	21.326	7.652	46.444	21.890	22.239	15.110			
			Elapsed	10.652	23.206	42.680	1:25.378	1:31.467	2:04.242	2:25.568	2:33.220	3:19.664	3:41.554	4:03.793	4:18.903		4:37.987	
7	2	7:44.915	38:47.170	3:24.252	14.423	20.447	42.712	6.030	32.517	21.841	7.816	46.508	21.620	21.433	13.698	7.432	4.186	
			Elapsed	3:24.252	3:38.675	3:59.122	4:41.834	4:47.864	5:20.381	5:42.222	5:50.038	6:36.546	6:58.166	7:19.599	7:33.297	7:40.729	7:44.915	
8	2	4:22.426	43:09.596	10.363	<b>11.935</b>	19.134	42.033	6.029	31.772	21.183	7.636	<b>45.029</b>	21.465	21.063	<b>13.395</b>	7.253	<b>4.136</b>	
			Elapsed	10.363	22.298	41.432	1:23.465	1:29.494	2:01.266	2:22.449	2:30.085	3:15.114	3:36.579	3:57.642	4:11.037	4:18.290	4:22.426	
9	2	4:19.428	47:29.024	<b>10.347</b>	11.955	<b>18.398</b>	<b>40.841</b>	<b>5.976</b>	<b>31.337</b>	<b>21.086</b>	<b>7.379</b>	45.306	<b>21.285</b>	<b>20.803</b>	13.423	<b>7.145</b>	4.147	
			Elapsed	10.347	22.302	40.700	1:21.541	1:27.517	1:58.854	2:19.940	2:27.319	3:12.625	3:33.910	3:54.713	4:08.136	4:15.281	4:19.428	



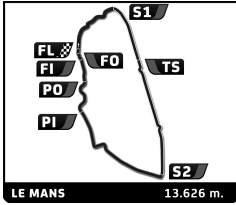
**Ligier European Series**  
 Le Mans Heat  
 Free Practice



Section Analysis

■ Personal Best   ■ Session Best   ■ Crossing the pit lane

Lap	D	Time	Elapsed	SCL2	Z4	IP1	Z12	SCLC	A7-1	IP2	A8-1	SCLB	PORIN	POROUT	SCL1	FORDOUT	FL	
<b>6</b>		<b>ANS Motorsport</b>		1.Ethan PHARAMOND				2.Mika ABRAHAMS										Ligier JS P4
1	1	4:47.809	4:47.809	16.530	17.297	23.099	45.864	5.996	33.764	22.035	8.117	46.833	20.924	21.382	13.747	7.904	4.317	
			Elapsed	16.530	33.827	56.926	1:42.790	1:48.786	2:22.550	2:44.585	2:52.702	3:39.535	4:00.459	4:21.841	4:35.588	4:43.492	4:47.809	
2	1	4:21.861	9:09.670	10.136	13.285	18.907	41.755	5.778	31.666	21.452	7.647	45.005	20.655	20.684	13.191	7.584	4.116	
			Elapsed	10.136	23.421	42.328	1:24.083	1:29.861	2:01.527	2:22.979	2:30.626	3:15.631	3:36.286	3:56.970	4:10.161	4:17.745	4:21.861	
3	1	4:15.431	13:25.101	9.951	12.492	18.246	40.302	5.744	31.285	20.610	7.362	44.292	20.553	19.936	13.091	7.482	4.085	
			Elapsed	9.951	22.443	40.689	1:20.991	1:26.735	1:58.020	2:18.630	2:25.992	3:10.284	3:30.837	3:50.773	4:03.864	4:11.346	4:15.431	
4	1	5:42.928	19:08.029	9.925	12.704	17.962	39.525	5.718	31.676	20.451	7.307	43.395	55.867	47.944	35.728	10.424	4.302	
			Elapsed	9.925	22.629	40.591	1:20.116	1:25.834	1:57.510	2:17.961	2:25.268	3:08.663	4:04.530	4:52.474	5:28.202	5:38.626	5:42.928	
5	1	4:14.042	23:22.071	10.118	12.405	18.069	40.082	5.728	30.568	20.596	7.357	43.922	20.765	20.365	12.818	7.212	4.037	
			Elapsed	10.118	22.523	40.592	1:20.674	1:26.402	1:56.970	2:17.566	2:24.923	3:08.845	3:29.610	3:49.975	4:02.793	4:10.005	4:14.042	
6	1	4:18.244 B	27:40.315	9.866	12.002	17.717	39.951	5.761	30.350	20.432	7.225	43.395	20.385	19.825	13.453			
			Elapsed	9.866	21.868	39.585	1:19.536	1:25.297	1:55.647	2:16.079	2:23.304	3:06.699	3:27.084	3:46.909	4:00.362		4:18.244	
7	2	6:02.234	33:42.549	1:56.316	13.562	19.127	40.727	5.721	30.516	20.379	7.529	43.792	20.298	19.877	13.155	7.191	4.044	
			Elapsed	1:56.316	2:09.878	2:29.005	3:09.732	3:15.453	3:45.969	4:06.348	4:13.877	4:57.669	5:17.967	5:37.844	5:50.999	5:58.190	6:02.234	
8	2	4:10.630	37:53.179	9.847	11.759	17.966	39.870	5.689	30.299	20.112	7.277	43.294	20.365	20.035	12.897	7.115	4.105	
			Elapsed	9.847	21.606	39.572	1:19.442	1:25.131	1:55.430	2:15.542	2:22.819	3:06.113	3:26.478	3:46.513	3:59.410	4:06.525	4:10.630	
9	2	4:09.326	42:02.505	9.932	11.508	17.780	39.384	5.644	30.467	20.187	7.153	43.597	20.188	19.392	12.832	7.118	4.144	
			Elapsed	9.932	21.440	39.220	1:18.604	1:24.248	1:54.715	2:14.902	2:22.055	3:05.652	3:25.840	3:45.232	3:58.064	4:05.182	4:09.326	
10	2	4:18.530 B	46:21.035	9.917	11.865	18.229	39.087	5.696	30.338	20.233	7.193	42.827	20.221	19.274	13.677			
			Elapsed	9.917	21.782	40.011	1:19.098	1:24.794	1:55.132	2:15.365	2:22.558	3:05.385	3:25.606	3:44.880	3:58.557		4:18.530	



# Ligier European Series

## Le Mans Heat

### Free Practice



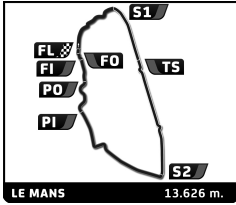
## Section Analysis

Personal Best

Session Best

B Crossing the pit lane

Lap	D	Time	Elapsed	SCL2	Z4	IP1	Z12	SCLC	A7-1	IP2	A8-1	SCLB	PORIN	POROUT	SCL1	FORDOUT	FL	
<b>7</b>		<b>LR Motorsport</b>		<b>1.Simone RICCITELLI</b>				<b>2.Pietro FERRI</b>										<b>Ligier JS P4</b>
1	2	4:49.939	4:49.939	14.562	17.461	23.769	46.321	6.152	33.957	23.033	8.264	46.614	21.304	21.976	13.716	8.387	4.423	
			Elapsed	14.562	32.023	55.792	1:42.113	1:48.265	2:22.222	2:45.255	2:53.519	3:40.133	4:01.437	4:23.413	4:37.129	4:45.516	4:49.939	
2	2	4:22.370	9:12.309	10.437	13.414	18.870	43.134	5.827	31.080	20.948	7.796	44.754	20.860	20.252	13.142	7.667	4.189	
			Elapsed	10.437	23.851	42.721	1:25.855	1:31.682	2:02.762	2:23.710	2:31.506	3:16.260	3:37.120	3:57.372	4:10.514	4:18.181	4:22.370	
3	2	4:14.040	13:26.349	10.118	12.307	17.921	40.029	5.776	30.552	20.501	7.528	44.124	20.560	19.971	13.141	7.458	4.054	
			Elapsed	10.118	22.425	40.346	1:20.375	1:26.151	1:56.703	2:17.204	2:24.732	3:08.856	3:29.416	3:49.387	4:02.528	4:09.986	4:14.040	
4	2	5:45.475	19:11.824	9.923	12.089	17.913	39.788	5.775	31.216	20.316	7.370	45.918	57.375	47.897	36.076	9.519	4.300	
			Elapsed	9.923	22.012	39.925	1:19.713	1:25.488	1:56.704	2:17.020	2:24.390	3:10.308	4:07.683	4:55.580	5:31.656	5:41.175	5:45.475	
5	2	4:18.782 B	23:30.606	10.185	12.315	17.923	39.988	5.752	30.345	20.792	7.384	43.786	20.589	20.281	12.940			
			Elapsed	10.185	22.500	40.423	1:20.411	1:26.163	1:56.508	2:17.300	2:24.684	3:08.470	3:29.059	3:49.340	4:02.280	4:18.782		
6	1	5:53.201	29:23.807	1:45.666	13.299	18.442	40.880	5.779	31.217	20.902	7.521	44.331	20.876	19.804	12.978	7.360	4.146	
			Elapsed	1:45.666	1:58.965	2:17.407	2:58.287	3:04.066	3:35.283	3:56.185	4:03.706	4:48.037	5:08.913	5:28.717	5:41.695	5:49.055	5:53.201	
7	1	4:11.901	33:35.708	10.028	11.850	17.820	40.534	5.723	30.480	20.482	7.406	43.650	20.612	19.337	12.753	7.164	4.062	
			Elapsed	10.028	21.878	39.698	1:20.232	1:25.955	1:56.435	2:16.917	2:24.323	3:07.973	3:28.585	3:47.922	4:00.675	4:07.839	4:11.901	
8	1	4:10.425	37:46.133	9.905	11.865	17.701	39.648	5.729	30.683	20.667	7.213	43.625	20.639	18.961	12.680	7.074	4.035	
			Elapsed	9.905	21.770	39.471	1:19.119	1:24.848	1:55.531	2:16.198	2:23.411	3:07.036	3:27.675	3:46.636	3:59.316	4:06.390	4:10.425	
9	1	4:12.850	41:58.983	9.975	11.884	17.460	39.636	5.710	30.309	20.380	7.181	46.499	20.689	19.314	12.752	7.028	4.033	
			Elapsed	9.975	21.859	39.319	1:18.955	1:24.665	1:54.974	2:15.354	2:22.535	3:09.034	3:29.723	3:49.037	4:01.789	4:08.817	4:12.850	
10	1	4:08.676	46:07.659	9.952	11.801	17.536	39.002	5.679	30.408	20.532	7.275	43.358	20.579	18.904	12.653	6.946	4.051	
			Elapsed	9.952	21.753	39.289	1:18.291	1:23.970	1:54.378	2:14.910	2:22.185	3:05.543	3:26.122	3:45.026	3:57.679	4:04.625	4:08.676	



# Ligier European Series

## Le Mans Heat

### Free Practice



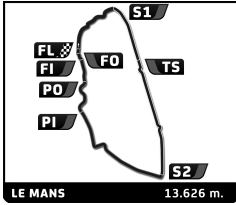
## Section Analysis

■ Personal Best

■ Session Best

■ Crossing the pit lane

Lap	D	Time	Elapsed	SCL2	Z4	IP1	Z12	SCLC	A7-1	IP2	A8-1	SCLB	PORIN	POROUT	SCL1	FORDOUT	FL	
<b>9</b>		<b>ANS Motorsport</b>		<b>1. Adrien BASTIDE</b>				<b>2. Arthur AEGERTER</b>									Ligier JS P4	
1	2	5:35.988	5:35.988	44.044	18.619	25.651	50.659	6.236	38.686	23.052	8.637	48.553	21.520	23.321	14.163	8.382	4.465	
			Elapsed	44.044	1:02.663	1:28.314	2:18.973	2:25.209	3:03.895	3:26.947	3:35.584	4:24.137	4:45.657	5:08.978	5:23.141	5:31.523	5:35.988	
2	2	4:25.072	10:01.060	10.250	13.683	20.215	41.090	5.787	31.407	21.156	7.592	45.412	21.346	21.704	13.555	7.572	4.303	
			Elapsed	10.250	23.933	44.148	1:25.238	1:31.025	2:02.432	2:23.588	2:31.180	3:16.592	3:37.938	3:59.642	4:13.197	4:20.769	4:25.072	
3	2	4:21.530	14:22.590	10.101	12.905	18.895	40.248	5.763	30.846	20.653	7.367	44.644	20.885	23.701	13.755	7.560	4.207	
			Elapsed	10.101	23.006	41.901	1:22.149	1:27.912	1:58.758	2:19.411	2:26.778	3:11.422	3:32.307	3:56.008	4:09.763	4:17.323	4:21.530	
4	2	5:45.455	20:08.045	10.052	12.355	18.377	40.264	5.758	30.792	34.016	11.143	1:50.183	26.413	20.803	13.321	7.554	4.424	
			Elapsed	10.052	22.407	40.784	1:21.048	1:26.806	1:57.598	2:31.614	2:42.757	4:32.940	4:59.353	5:20.156	5:33.477	5:41.031	5:45.455	
5	2	<b>4:15.076</b>	24:23.121	10.167	12.307	18.081	39.979	5.767	<b>30.666</b>	20.718	<b>7.272</b>	<b>44.217</b>	<b>20.729</b>	20.550	<b>13.116</b>	7.425	<b>4.082</b>	
			Elapsed	10.167	22.474	40.555	1:20.534	1:26.301	1:56.967	2:17.685	2:24.957	3:09.174	3:29.903	3:50.453	4:03.569	4:10.994	4:15.076	
6	2	4:25.984 <b>B</b>	28:49.105	<b>9.940</b>	<b>12.272</b>	18.047	<b>39.644</b>	<b>5.721</b>	31.125	21.239	7.343	44.517	20.966	20.406	14.498			
			Elapsed	9.940	22.212	40.259	1:19.903	1:25.624	1:56.749	2:17.988	2:25.331	3:09.848	3:30.814	3:51.220	4:05.718			4:25.984
7	1	6:22.378	35:11.483	2:10.840	13.790	19.851	41.282	5.793	31.547	21.175	7.613	44.419	21.090	20.061	13.359	<b>7.312</b>	4.246	
			Elapsed	2:10.840	2:24.630	2:44.481	3:25.763	3:31.556	4:03.103	4:24.278	4:31.891	5:16.310	5:37.400	5:57.461	6:10.820	6:18.132	6:22.378	
8	1	4:16.438	39:27.921	10.069	12.289	18.317	40.125	5.775	31.010	20.798	7.415	44.735	20.825	20.148	13.325	7.325	4.282	
			Elapsed	10.069	22.358	40.675	1:20.800	1:26.575	1:57.585	2:18.383	2:25.798	3:10.533	3:31.358	3:51.506	4:04.831	4:12.156	4:16.438	
9	1	4:16.388	43:44.309	10.098	12.284	18.168	40.174	5.773	31.066	20.821	7.437	44.368	20.947	<b>19.899</b>	13.351	7.540	4.462	
			Elapsed	10.098	22.382	40.550	1:20.724	1:26.497	1:57.563	2:18.384	2:25.821	3:10.189	3:31.136	3:51.035	4:04.386	4:11.926	4:16.388	
10	1	5:12.993 <b>B</b>	48:57.302	10.174	12.305	<b>17.874</b>	40.130	5.747	31.058	<b>20.646</b>	7.285	50.864	23.947	26.092	34.360			
			Elapsed	10.174	22.479	40.353	1:20.483	1:26.230	1:57.288	2:17.934	2:25.219	3:16.083	3:40.030	4:06.122	4:40.482			5:12.993



# Ligier European Series

## Le Mans Heat

### Free Practice

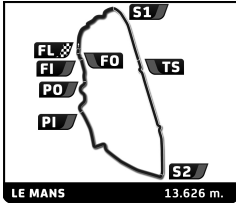


## Section Analysis

■ Personal Best    
 ■ Session Best    
 ■ Crossing the pit lane

Lap	D	Time	Elapsed	SCL2	Z4	IP1	Z12	SCLC	A7-1	IP2	A8-1	SCLB	PORIN	POROUT	SCL1	FORDOUT	FL
<b>10</b>		<b>LADC Motorsport</b>	1.Christian GISY														Ligier JS2 R
1	1	8:01.420	8:01.420	2:19.422	21.402	30.039	58.719	7.154	41.067	26.417	10.156	57.894	25.619	30.909	17.654	9.802	5.166
			Elapsed	2:19.422	2:40.824	3:10.863	4:09.582	4:16.736	4:57.803	5:24.220	5:34.376	6:32.270	6:57.889	7:28.798	7:46.452	7:56.254	8:01.420
2	1	5:09.116	13:10.536	11.652	15.561	23.930	48.209	6.484	37.619	24.043	9.163	51.746	24.779	26.080	15.994	9.086	4.770
			Elapsed	11.652	27.213	51.143	1:39.352	1:45.836	2:23.455	2:47.498	2:56.661	3:48.407	4:13.186	4:39.266	4:55.260	5:04.346	5:09.116
3	1	6:15.861	19:26.397	11.059	14.137	21.534	45.062	6.338	37.308	22.954	8.749	57.607	57.507	48.220	31.128	9.430	4.828
			Elapsed	11.059	25.196	46.730	1:31.792	1:38.130	2:15.438	2:38.392	2:47.141	3:44.748	4:42.255	5:30.475	6:01.603	6:11.033	6:15.861
4	1	4:45.053	24:11.450	11.112	14.091	21.669	44.599	6.254	33.792	22.450	8.713	48.763	22.405	23.315	14.921	8.408	4.561
			Elapsed	11.112	25.203	46.872	1:31.471	1:37.725	2:11.517	2:33.967	2:42.680	3:31.443	3:53.848	4:17.163	4:32.084	4:40.492	4:45.053
5	1	4:39.705	28:51.155	10.747	13.185	21.099	43.438	6.254	33.614	22.395	7.980	49.017	22.471	22.579	14.428	8.031	4.467
			Elapsed	10.747	23.932	45.031	1:28.469	1:34.723	2:08.337	2:30.732	2:38.712	3:27.729	3:50.200	4:12.779	4:27.207	4:35.238	4:39.705
6	1	4:35.239	33:26.394	10.696	12.850	19.830	43.254	6.239	33.051	22.068	7.933	48.035	22.346	22.406	14.175	7.965	4.391
			Elapsed	10.696	23.546	43.376	1:26.630	1:32.869	2:05.920	2:27.988	2:35.921	3:23.956	3:46.302	4:08.708	4:22.883	4:30.848	4:35.239
7	1	4:32.508	37:58.902	10.673	12.665	19.580	42.733	6.180	33.051	21.756	8.236	47.161	21.999	21.943	14.388	7.706	4.437
			Elapsed	10.673	23.338	42.918	1:25.651	1:31.831	2:04.882	2:26.638	2:34.874	3:22.035	3:44.034	4:05.977	4:20.365	4:28.071	4:32.508
8	1	4:34.267	42:33.169	10.672	12.986	19.573	42.253	6.209	32.858	21.687	8.251	47.375	22.257	23.560	14.477	7.759	4.350
			Elapsed	10.672	23.658	43.231	1:25.484	1:31.693	2:04.551	2:26.238	2:34.489	3:21.864	3:44.121	4:07.681	4:22.158	4:29.917	4:34.267
9	1	4:31.994	47:05.163	10.623	13.327	19.618	42.059	6.148	32.740	21.889	7.993	47.104	22.326	21.652	14.341	7.720	4.454
			Elapsed	10.623	23.950	43.568	1:25.627	1:31.775	2:04.515	2:26.404	2:34.397	3:21.501	3:43.827	4:05.479	4:19.820	4:27.540	4:31.994

Lap	D	Time	Elapsed	SCL2	Z4	IP1	Z12	SCLC	A7-1	IP2	A8-1	SCLB	PORIN	POROUT	SCL1	FORDOUT	FL	
<b>12</b>		<b>ASM Motorsport</b>	1.Luis Carlos PEREZ CABELLO														Ligier JS P4	
1	1	5:04.277 <b>B</b>	5:04.277	20.632	18.058	24.049	46.346	5.950	33.637	22.590	8.438	46.915	21.720	22.773	14.595			
			Elapsed	20.632	38.690	1:02.739	1:49.085	1:55.035	2:28.672	2:51.262	2:59.700	3:46.615	4:08.335	4:31.108	4:45.703			5:04.277
2	1	6:29.176	11:33.453	2:15.596	14.049	19.565	41.724	5.860	31.406	21.521	7.855	44.666	21.038	20.981	13.168	7.478	4.269	
			Elapsed	2:15.596	2:29.645	2:49.210	3:30.934	3:36.794	4:08.200	4:29.721	4:37.576	5:22.242	5:43.280	6:04.261	6:17.429	6:24.907	6:29.176	
3	1	4:15.244	15:48.697	10.053	12.241	18.152	39.914	5.829	30.738	20.832	7.529	44.326	20.860	20.466	12.970	7.134	4.200	
			Elapsed	10.053	22.294	40.446	1:20.360	1:26.189	1:56.927	2:17.759	2:25.288	3:09.614	3:30.474	3:50.940	4:03.910	4:11.044	4:15.244	
4	1	5:53.217	21:41.914	10.030	11.975	17.691	1:36.744	12.377	1:05.535	21.079	7.554	44.797	20.959	20.329	12.926	7.030	4.191	
			Elapsed	10.030	22.005	39.696	2:16.440	2:28.817	3:34.352	3:55.431	4:02.985	4:47.782	5:08.741	5:29.070	5:41.996	5:49.026	5:53.217	
5	1	4:12.939	25:54.853	10.036	11.926	17.573	40.558	5.787	30.749	20.603	7.377	43.954	20.640	19.784	12.873	6.934	4.145	
			Elapsed	10.036	21.962	39.535	1:20.093	1:25.880	1:56.629	2:17.232	2:24.609	3:08.563	3:29.203	3:48.987	4:01.860	4:08.794	4:12.939	
6	1	4:10.100	30:04.953	10.020	11.784	17.539	39.559	5.758	30.295	20.297	7.269	43.219	20.634	19.903	12.882	6.815	4.126	
			Elapsed	10.020	21.804	39.343	1:18.902	1:24.660	1:54.955	2:15.252	2:22.521	3:05.740	3:26.374	3:46.277	3:59.159	4:05.974	4:10.100	
7	1	4:17.442 <b>B</b>	34:22.395	9.933	11.552	18.525	40.101	5.728	30.277	20.510	7.233	43.250	20.495	19.404	12.910			
			Elapsed	9.933	21.485	40.010	1:20.111	1:25.839	1:56.116	2:16.626	2:23.859	3:07.109	3:27.604	3:47.008	3:59.918			4:17.442
8	1	7:10.711	41:33.106	3:07.774	13.021	17.796	39.725	5.797	30.860	20.946	7.350	43.765	20.535	19.270	12.644	6.915	4.313	
			Elapsed	3:07.774	3:20.795	3:38.591	4:18.316	4:24.113	4:54.973	5:15.919	5:23.269	6:07.034	6:27.569	6:46.839	6:59.483	7:06.398	7:10.711	
9	1	4:12.154	45:45.260	10.009	11.670	19.176	40.061	5.755	30.427	20.595	7.282	43.517	20.620	19.217	12.827	6.869	4.129	
			Elapsed	10.009	21.679	40.855	1:20.916	1:26.671	1:57.098	2:17.693	2:24.975	3:08.492	3:29.112	3:48.329	4:01.156	4:08.025	4:12.154	



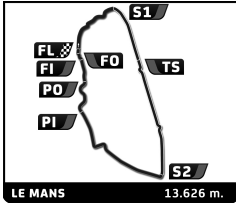
**Ligier European Series**  
 Le Mans Heat  
 Free Practice



Section Analysis

■ Personal Best   ■ Session Best   B Crossing the pit lane

Lap	D	Time	Elapsed	SCL2	Z4	IP1	Z12	SCLC	A7-1	IP2	A8-1	SCLB	PORIN	POROUT	SCL1	FORDOUT	FL
<b>14</b>	<b>Team Virage</b>			<b>1.Alex GARDNER</b>				<b>2.Simon SCHRANZ</b>				<b>Ligier JS P4</b>					
1	2	4:48.718	4:48.718	15.243	17.527	23.859	45.734	6.012	33.249	22.115	8.120	47.188	21.835	21.623	13.730	8.218	4.265
			Elapsed	15.243	32.770	56.629	1:42.363	1:48.375	2:21.624	2:43.739	2:51.859	3:39.047	4:00.882	4:22.505	4:36.235	4:44.453	4:48.718
2	2	4:20.230	9:08.948	10.106	12.702	19.036	41.651	5.739	31.550	20.736	7.928	44.707	21.029	20.403	12.891	7.593	4.159
			Elapsed	10.106	22.808	41.844	1:23.495	1:29.234	2:00.784	2:21.520	2:29.448	3:14.155	3:35.184	3:55.587	4:08.478	4:16.071	4:20.230
3	2	4:16.440	13:25.388	10.054	12.657	18.350	40.942	5.698	30.542	20.762	7.644	44.766	20.606	19.955	13.073	7.386	4.005
			Elapsed	10.054	22.711	41.061	1:22.003	1:27.701	1:58.243	2:19.005	2:26.649	3:11.415	3:32.021	3:51.976	4:05.049	4:12.435	4:16.440
4	2	5:44.184	19:09.572	9.807	12.191	17.908	40.201	5.667	30.383	20.860	7.487	46.276	57.099	47.597	34.580	9.684	4.444
			Elapsed	9.807	21.998	39.906	1:20.107	1:25.774	1:56.157	2:17.017	2:24.504	3:10.780	4:07.879	4:55.476	5:30.056	5:39.740	5:44.184
5	2	4:15.631	23:25.203	10.167	12.281	18.353	41.051	6.213	30.955	20.225	7.286	43.702	20.800	20.270	13.047	7.219	4.062
			Elapsed	10.167	22.448	40.801	1:21.852	1:28.065	1:59.020	2:19.245	2:26.531	3:10.233	3:31.033	3:51.303	4:04.350	4:11.569	4:15.631
6	2	4:09.951	27:35.154	9.926	11.645	17.999	39.584	5.744	30.459	20.198	7.395	43.316	20.471	19.280	12.677	7.147	4.110
			Elapsed	9.926	21.571	39.570	1:19.154	1:24.898	1:55.357	2:15.555	2:22.950	3:06.266	3:26.737	3:46.017	3:58.694	4:05.841	4:09.951
7	2	4:11.811	31:46.965	9.955	11.825	18.117	39.771	5.742	30.431	21.100	7.781	43.208	20.593	19.238	12.284	7.708	4.058
			Elapsed	9.955	21.780	39.897	1:19.668	1:25.410	1:55.841	2:16.941	2:24.722	3:07.930	3:28.523	3:47.761	4:00.045	4:07.753	4:11.811
8	2	4:16.589 B	36:03.554	9.931	11.732	17.738	39.779	5.738	30.412	20.586	7.281	43.294	20.631	19.338	12.763		
			Elapsed	9.931	21.663	39.401	1:19.180	1:24.918	1:55.330	2:15.916	2:23.197	3:06.491	3:27.122	3:46.460	3:59.223		4:16.589
9	1	6:03.015	42:06.569	1:52.003	14.916	19.145	40.851	5.735	32.157	21.027	7.539	44.087	20.434	20.169	13.325	7.514	4.113
			Elapsed	1:52.003	2:06.919	2:26.064	3:06.915	3:12.650	3:44.807	4:05.834	4:13.373	4:57.460	5:17.894	5:38.063	5:51.388	5:58.902	6:03.015
10	1	4:12.952	46:19.521	9.910	11.698	18.321	40.241	5.710	30.433	20.605	7.501	43.986	20.402	19.801	13.164	7.159	4.021
			Elapsed	9.910	21.608	39.929	1:20.170	1:25.880	1:56.313	2:16.918	2:24.419	3:08.405	3:28.807	3:48.608	4:01.772	4:08.931	4:12.952



# Ligier European Series

## Le Mans Heat

### Free Practice



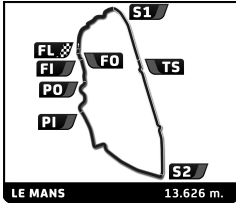
## Section Analysis

■ Personal Best

■ Session Best

■ Crossing the pit lane

Lap	D	Time	Elapsed	SCL2	Z4	IP1	Z12	SCLC	A7-1	IP2	A8-1	SCLB	PORIN	POROUT	SCL1	FORDOUT	FL
<b>18</b>		<b>VSF Sports</b>		<b>1.Maxime APARICIO</b>				<b>2.Anthony GHIBAUDO</b>									<b>Ligier JS2 R</b>
1	2	5:52.900	5:52.900	58.331	18.924	25.538	49.909	6.250	35.079	23.388	8.686	51.801	22.329	23.818	15.113	9.109	4.625
			Elapsed	58.331	1:17.255	1:42.793	2:32.702	2:38.952	3:14.031	3:37.419	3:46.105	4:37.906	5:00.235	5:24.053	5:39.166	5:48.275	5:52.900
2	2	4:39.733	10:32.633	10.701	13.507	20.698	43.948	6.159	33.738	22.345	8.265	47.954	22.167	22.906	14.810	8.162	4.373
			Elapsed	10.701	24.208	44.906	1:28.854	1:35.013	2:08.751	2:31.096	2:39.361	3:27.315	3:49.482	4:12.388	4:27.198	4:35.360	4:39.733
3	2	4:33.083	15:05.716	10.554	12.909	19.798	43.185	6.134	33.654	21.855	7.854	46.628	21.913	22.356	14.058	7.757	4.428
			Elapsed	10.554	23.463	43.261	1:26.446	1:32.580	2:06.234	2:28.089	2:35.943	3:22.571	3:44.484	4:06.840	4:20.898	4:28.655	4:33.083
4	2	6:07.061	21:12.777	10.585	12.609	19.586	45.356	14.388	1:23.314	57.138	8.126	46.753	22.060	21.387	13.902	7.590	4.267
			Elapsed	10.585	23.194	42.780	1:28.136	1:42.524	3:05.838	4:02.976	4:11.102	4:57.855	5:19.915	5:41.302	5:55.204	6:02.794	6:07.061
5	2	4:28.625	25:41.402	10.541	12.356	19.244	42.611	6.102	33.069	21.926	7.878	46.461	21.866	<b>21.063</b>	13.760	7.449	4.299
			Elapsed	10.541	22.897	42.141	1:24.752	1:30.854	2:03.923	2:25.849	2:33.727	3:20.188	3:42.054	4:03.117	4:16.877	4:24.326	4:28.625
6	2	4:43.644 <b>B</b>	30:25.046	10.539	12.414	19.227	<b>41.881</b>	6.090	32.520	22.151	7.830	46.112	21.820	22.248	16.082		
			Elapsed	10.539	22.953	42.180	1:24.061	1:30.151	2:02.671	2:24.822	2:32.652	3:18.764	3:40.584	4:02.832	4:18.914		4:43.644
7	1	6:18.024	36:43.070	1:55.890	14.494	20.080	43.321	6.176	32.767	<b>21.488</b>	7.746	46.350	21.898	21.897	13.950	7.631	4.336
			Elapsed	1:55.890	2:10.384	2:30.464	3:13.785	3:19.961	3:52.728	4:14.216	4:21.962	5:08.312	5:30.210	5:52.107	6:06.057	6:13.688	6:18.024
8	1	4:27.317	41:10.387	10.540	12.488	19.223	42.482	6.151	32.371	21.560	8.036	<b>46.086</b>	21.785	21.141	13.878	<b>7.349</b>	<b>4.227</b>
			Elapsed	10.540	23.028	42.251	1:24.733	1:30.884	2:03.255	2:24.815	2:32.851	3:18.937	3:40.722	4:01.863	4:15.741	4:23.090	4:27.317
9	1	<b>4:25.499</b>	45:35.886	<b>10.499</b>	<b>12.235</b>	<b>18.917</b>	42.003	<b>6.084</b>	<b>32.230</b>	21.532	<b>7.709</b>	46.224	<b>21.674</b>	21.066	<b>13.657</b>	7.432	4.237
			Elapsed	10.499	22.734	41.651	1:23.654	1:29.738	2:01.968	2:23.500	2:31.209	3:17.433	3:39.107	4:00.173	4:13.830	4:21.262	4:25.499



# Ligier European Series

## Le Mans Heat

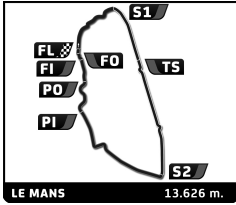
### Free Practice



## Section Analysis

■ Personal Best    
 ■ Session Best    
 ■ Crossing the pit lane

Lap	D	Time	Elapsed	SCL2	Z4	IP1	Z12	SCLC	A7-1	IP2	A8-1	SCLB	PORIN	POROUT	SCL1	FORDOUT	FL
<b>19</b>		<b>Trajactus Motorsport</b>		<b>1. Vincent BOUTELLER</b>				<b>2. Tomas POMPIDOU</b>									
1	2	4:50.352	4:50.352	17.641	17.557	23.516	45.314	5.997	33.028	22.593	8.456	46.655	21.310	21.863	13.665	8.212	4.545
			Elapsed	17.641	35.198	58.714	1:44.028	1:50.025	2:23.053	2:45.646	2:54.102	3:40.757	4:02.067	4:23.930	4:37.595	4:45.807	4:50.352
2	2	4:19.862	9:10.214	10.305	13.467	19.055	40.801	5.848	31.216	21.058	7.436	44.494	20.844	20.228	13.404	7.484	4.222
			Elapsed	10.305	23.772	42.827	1:23.628	1:29.476	2:00.692	2:21.750	2:29.186	3:13.680	3:34.524	3:54.752	4:08.156	4:15.640	4:19.862
3	2	4:15.703	13:25.917	10.004	12.227	18.265	40.592	5.767	30.859	20.719	7.508	44.559	20.572	20.002	13.061	7.467	4.101
			Elapsed	10.004	22.231	40.496	1:21.088	1:26.855	1:57.714	2:18.433	2:25.941	3:10.500	3:31.072	3:51.074	4:04.135	4:11.602	4:15.703
4	2	5:46.521	19:12.438	9.920	12.064	18.049	40.477	5.769	31.264	20.281	7.460	46.128	57.242	47.748	36.108	9.575	4.436
			Elapsed	9.920	21.984	40.033	1:20.510	1:26.279	1:57.543	2:17.824	2:25.284	3:11.412	4:08.654	4:56.402	5:32.510	5:42.085	5:46.521
5	2	4:13.628	23:26.066	10.155	12.438	18.128	39.638	5.784	30.377	20.502	7.442	43.766	20.514	20.327	13.178	7.189	4.190
			Elapsed	10.155	22.593	40.721	1:20.359	1:26.143	1:56.520	2:17.022	2:24.464	3:08.230	3:28.744	3:49.071	4:02.249	4:09.438	4:13.628
6	2	4:16.965 <b>B</b>	27:43.031	9.979	11.472	18.006	40.360	5.781	30.341	20.300	7.398	43.393	20.524	19.418	12.633		
			Elapsed	9.979	21.451	39.457	1:19.817	1:25.598	1:55.939	2:16.239	2:23.637	3:07.030	3:27.554	3:46.972	3:59.605		4:16.965
7	1	6:06.408	33:49.439	1:57.113	13.593	19.359	40.576	5.767	31.284	20.994	7.890	44.237	20.673	20.470	12.906	7.394	4.152
			Elapsed	1:57.113	2:10.706	2:30.065	3:10.641	3:16.408	3:47.692	4:08.686	4:16.576	5:00.813	5:21.486	5:41.956	5:54.862	6:02.256	6:06.408
8	1	4:13.448	38:02.887	9.974	12.065	17.859	39.880	5.743	30.580	20.387	7.923	44.263	20.671	19.931	12.767	7.307	4.098
			Elapsed	9.974	22.039	39.898	1:19.778	1:25.521	1:56.101	2:16.488	2:24.411	3:08.674	3:29.345	3:49.276	4:02.043	4:09.350	4:13.448
9	1	4:15.057	42:17.944	9.924	12.025	17.840	39.608	5.714	30.431	20.431	7.396	46.854	20.606	20.012	12.853	7.249	4.114
			Elapsed	9.924	21.949	39.789	1:19.397	1:25.111	1:55.542	2:15.973	2:23.369	3:10.223	3:30.829	3:50.841	4:03.694	4:10.943	4:15.057
10	1	4:23.970 <b>B</b>	46:41.914	9.978	12.053	17.740	39.773	5.735	30.460	20.495	7.364	43.814	20.581	23.118	15.629		
			Elapsed	9.978	22.031	39.771	1:19.544	1:25.279	1:55.739	2:16.234	2:23.598	3:07.412	3:27.993	3:51.111	4:06.740		4:23.970



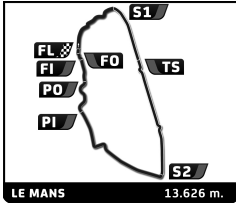
**Ligier European Series**  
 Le Mans Heat  
 Free Practice



Section Analysis

■ Personal Best   ■ Session Best   ■ Crossing the pit lane

Lap	D	Time	Elapsed	SCL2	Z4	IP1	Z12	SCLC	A7-1	IP2	A8-1	SCLB	PORIN	POROUT	SCL1	FORDOUT	FL	
<b>20</b>		<b>Trajectus Motorsport</b>		<b>1. Gabriel DOYLE-PARFAIT</b>				<b>2. Nickolas ELLIS</b>										<b>Ligier JS P4</b>
1	1	5:06.581	5:06.581	26.496	18.787	25.490	47.985	6.079	34.241	22.743	8.117	46.703	21.726	22.165	13.499	8.245	4.305	
			Elapsed	26.496	45.283	1:10.773	1:58.758	2:04.837	2:39.078	3:01.821	3:09.938	3:56.641	4:18.367	4:40.532	4:54.031	5:02.276	5:06.581	
2	1	4:23.105	9:29.686	10.510	13.067	19.429	42.007	5.866	31.285	21.504	7.688	44.816	21.079	20.935	13.168	7.611	4.140	
			Elapsed	10.510	23.577	43.006	1:25.013	1:30.879	2:02.164	2:23.668	2:31.356	3:16.172	3:37.251	3:58.186	4:11.354	4:18.965	4:23.105	
3	1	4:16.758	13:46.444	10.013	12.568	18.330	40.414	5.782	30.652	20.989	7.564	44.263	20.780	20.452	13.335	7.476	4.140	
			Elapsed	10.013	22.581	40.911	1:21.325	1:27.107	1:57.759	2:18.748	2:26.312	3:10.575	3:31.355	3:51.807	4:05.142	4:12.618	4:16.758	
4	1	5:52.611	19:39.055	10.004	12.357	17.845	39.638	5.816	30.796	21.006	7.410	1:25.854	57.367	38.672	14.013	7.654	4.179	
			Elapsed	10.004	22.361	40.206	1:19.844	1:25.660	1:56.456	2:17.462	2:24.872	3:50.726	4:48.093	5:26.765	5:40.778	5:48.432	5:52.611	
5	1	4:21.192 <b>B</b>	24:00.247	10.020	12.415	18.032	39.706	5.775	30.458	20.958	7.415	44.004	20.767	19.970	13.472			
			Elapsed	10.020	22.435	40.467	1:20.173	1:25.948	1:56.406	2:17.364	2:24.779	3:08.783	3:29.550	3:49.520	4:02.992		4:21.192	
6	2	6:00.013	30:00.260	1:48.354	14.021	19.650	40.760	5.801	30.831	21.000	7.661	44.587	20.488	21.414	14.058	7.295	4.093	
			Elapsed	1:48.354	2:02.375	2:22.025	3:02.785	3:08.586	3:39.417	4:00.417	4:08.078	4:52.665	5:13.153	5:34.567	5:48.625	5:55.920	6:00.013	
7	2	4:12.272	34:12.532	9.964	11.925	17.838	39.800	5.803	30.750	20.556	7.239	43.816	20.530	19.835	13.000	7.062	4.154	
			Elapsed	9.964	21.889	39.727	1:19.527	1:25.330	1:56.080	2:16.636	2:23.875	3:07.691	3:28.221	3:48.056	4:01.056	4:08.118	4:12.272	
8	2	4:10.946	38:23.478	9.970	11.620	17.770	39.556	5.714	30.290	20.925	7.515	43.638	20.471	19.486	12.810	6.994	4.187	
			Elapsed	9.970	21.590	39.360	1:18.916	1:24.630	1:54.920	2:15.845	2:23.360	3:06.998	3:27.469	3:46.955	3:59.765	4:06.759	4:10.946	
9	2	4:10.983	42:34.461	9.981	11.682	17.959	39.559	5.739	30.417	20.572	7.744	43.503	20.414	19.625	12.764	6.904	4.120	
			Elapsed	9.981	21.663	39.622	1:19.181	1:24.920	1:55.337	2:15.909	2:23.653	3:07.156	3:27.570	3:47.195	3:59.959	4:06.863	4:10.983	
10	2	4:26.708 <b>B</b>	47:01.169	9.876	12.448	17.536	39.140	5.733	30.204	20.489	7.538	43.374	20.482	20.167	20.487			
			Elapsed	9.876	22.324	39.860	1:19.000	1:24.733	1:54.937	2:15.426	2:22.964	3:06.338	3:26.820	3:46.987	4:07.474		4:26.708	



**Ligier European Series**  
**Le Mans Heat**  
**Free Practice**

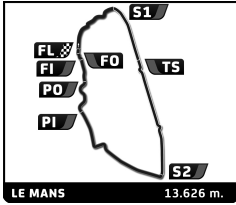


**Section Analysis**

■ Personal Best   ■ Session Best   B Crossing the pit lane

Lap	D	Time	Elapsed	SCL2	Z4	IP1	Z12	SCLC	A7-1	IP2	A8-1	SCLB	PORIN	POROUT	SCL1	FORDOUT	FL
<b>22</b>	<b>ZOSH Competition</b>			1. Guillaume BRICHARD				2. Michel RENAUVAND				Ligier JS2 R					
1	2	6:17.660	6:17.660	1:11.774	20.911	28.566	51.437	6.767	36.739	23.466	9.058	51.031	23.040	26.043	15.124	9.093	4.611
			Elapsed	1:11.774	1:32.685	2:01.251	2:52.688	2:59.455	3:36.194	3:59.660	4:08.718	4:59.749	5:22.789	5:48.832	6:03.956	6:13.049	6:17.660
2	2	4:46.866	11:04.526	10.709	14.068	24.628	44.228	6.194	33.755	22.093	8.517	48.096	23.015	23.832	14.773	8.452	4.506
			Elapsed	10.709	24.777	49.405	1:33.633	1:39.827	2:13.582	2:35.675	2:44.192	3:32.288	3:55.303	4:19.135	4:33.908	4:42.360	4:46.866
3	2	4:37.030	15:41.556	10.622	13.576	20.844	42.894	6.128	33.129	21.986	8.308	47.254	22.354	22.908	14.307	8.195	4.525
			Elapsed	10.622	24.198	45.042	1:27.936	1:34.064	2:07.193	2:29.179	2:37.487	3:24.741	3:47.095	4:10.003	4:24.310	4:32.505	4:37.030
4	2	6:23.119	22:04.675	10.564	13.131	20.424	1:31.937	13.991	1:13.764	23.123	10.340	53.699	22.382	23.027	14.286	8.009	4.442
			Elapsed	10.564	23.695	44.119	2:16.056	2:30.047	3:43.811	4:06.934	4:17.274	5:10.973	5:33.355	5:56.382	6:10.668	6:18.677	6:23.119
5	2	4:47.957 B	26:52.632	10.560	13.200	20.327	44.280	6.127	32.948	21.994	8.281	47.371	21.964	23.126	17.109		4:47.957
			Elapsed	10.560	23.760	44.087	1:28.367	1:34.494	2:07.442	2:29.436	2:37.717	3:25.088	3:47.052	4:10.178	4:27.287		4:47.957
6	1	7:10.753	34:03.385	2:30.929	17.074	22.276	46.584	6.291	33.204	22.104	8.621	48.692	22.632	24.506	14.545	8.724	4.571
			Elapsed	2:30.929	2:48.003	3:10.279	3:56.863	4:03.154	4:36.358	4:58.462	5:07.083	5:55.775	6:18.407	6:42.913	6:57.458	7:06.182	7:10.753
7	1	4:41.184	38:44.569	11.160	13.672	20.841	43.985	6.129	33.182	22.307	8.419	48.207	22.459	23.293	14.754	8.264	4.512
			Elapsed	11.160	24.832	45.673	1:29.658	1:35.787	2:08.969	2:31.276	2:39.695	3:27.902	3:50.361	4:13.654	4:28.408	4:36.672	4:41.184
8	1	4:40.700	43:25.269	10.671	13.267	20.342	43.828	6.115	32.992	21.760	8.202	49.118	22.774	23.057	15.079	8.954	4.541
			Elapsed	10.671	23.938	44.280	1:28.108	1:34.223	2:07.215	2:28.975	2:37.177	3:26.295	3:49.069	4:12.126	4:27.205	4:36.159	4:40.700
9	1	5:30.222 B	48:55.491	10.722	13.216	20.519	43.342	6.132	33.266	22.264	8.864	54.229	25.331	25.920	33.955		5:30.222
			Elapsed	10.722	23.938	44.457	1:27.799	1:33.931	2:07.197	2:29.461	2:38.325	3:32.554	3:57.885	4:23.805	4:57.760		5:30.222

Lap	D	Time	Elapsed	SCL2	Z4	IP1	Z12	SCLC	A7-1	IP2	A8-1	SCLB	PORIN	POROUT	SCL1	FORDOUT	FL
<b>23</b>	<b>ZOSH Competition</b>			1. Gilles BOUVART								Ligier JS2 R					
1	1	7:56.589	7:56.589	1:22.881	33.867	32.851	1:05.738	8.188	43.905	37.546	10.828	1:04.844	29.066	32.619	18.605	10.275	5.376
			Elapsed	1:22.881	1:56.748	2:29.599	3:35.337	3:43.525	4:27.430	5:04.976	5:15.804	6:20.648	6:49.714	7:22.333	7:40.938	7:51.213	7:56.589
2	1	6:15.357 B	14:11.946	12.090	16.308	25.634	53.501	6.793	38.293	28.694	10.931	1:07.835	29.042	34.993	25.985		
			Elapsed	12.090	28.398	54.032	1:47.533	1:54.326	2:32.619	3:01.313	3:12.244	4:20.079	4:49.121	5:24.114	5:50.099		6:15.357
3	1	9:45.757	23:57.703	3:39.255	25.293	44.510	57.278	6.672	37.589	26.327	9.933	1:00.839	28.082	33.188	20.258	10.356	6.177
			Elapsed	3:39.255	4:04.548	4:49.058	5:46.336	5:53.008	6:30.597	6:56.924	7:06.857	8:07.696	8:35.778	9:08.966	9:29.224	9:39.580	9:45.757
4	1	6:23.282 B	30:20.985	14.159	17.714	29.547	57.746	7.810	39.171	28.405	12.031	1:09.595	28.992	32.174	23.204		
			Elapsed	14.159	31.873	1:01.420	1:59.166	2:06.976	2:46.147	3:14.552	3:26.583	4:36.178	5:05.170	5:37.344	6:00.548		6:23.282



# Ligier European Series

## Le Mans Heat

### Free Practice

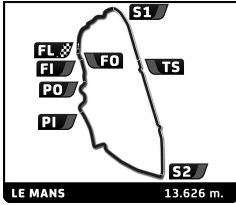


## Section Analysis

■ Personal Best    
 ■ Session Best    
 ■ Crossing the pit lane

Lap	D	Time	Elapsed	SCL2	Z4	IP1	Z12	SCLC	A7-1	IP2	A8-1	SCLB	PORIN	POROUT	SCL1	FORDOUT	FL
<b>28</b>	<b>Pegasus Racing</b>			<b>1. Christophe WEBER</b>													Ligier JS2 R
1	1	6:40.703	6:40.703	1:12.825	21.798	31.157	58.660	6.519	38.178	25.851	8.949	54.451	23.393	28.104	16.264	9.601	4.953
			Elapsed	1:12.825	1:34.623	2:05.780	3:04.440	3:10.959	3:49.137	4:14.988	4:23.937	5:18.388	5:41.781	6:09.885	6:26.149	6:35.750	6:40.703
2	1	4:55.399	11:36.102	11.379	15.372	24.924	45.260	6.347	34.494	22.856	8.749	48.981	22.709	25.663	15.097	8.862	4.706
			Elapsed	11.379	26.751	51.675	1:36.935	1:43.282	2:17.776	2:40.632	2:49.381	3:38.362	4:01.071	4:26.734	4:41.831	4:50.693	4:55.399
3	1	4:49.157	16:25.259	11.082	14.322	22.272	44.430	6.217	34.137	22.712	8.507	48.557	22.779	25.611	15.152	8.727	4.652
			Elapsed	11.082	25.404	47.676	1:32.106	1:38.323	2:12.460	2:35.172	2:43.679	3:32.236	3:55.015	4:20.626	4:35.778	4:44.505	4:49.157
4	1	6:14.770	22:40.029	16.300	23.399	43.397	1:37.886	6.231	33.766	22.251	8.320	48.294	22.620	24.504	14.735	8.473	4.594
			Elapsed	16.300	39.699	1:23.096	3:00.982	3:07.213	3:40.979	4:03.230	4:11.550	4:59.844	5:22.464	5:46.968	6:01.703	6:10.176	6:14.770
5	1	4:41.866	27:21.895	10.966	13.738	21.037	43.607	6.154	34.145	22.276	8.037	47.794	22.424	24.438	14.469	8.217	4.564
			Elapsed	10.966	24.704	45.741	1:29.348	1:35.502	2:09.647	2:31.923	2:39.960	3:27.754	3:50.178	4:14.616	4:29.085	4:37.302	4:41.866
6	1	4:40.131	32:02.026	10.859	13.846	20.864	44.089	6.109	33.185	22.431	8.280	47.568	22.184	23.480	14.517	8.188	4.531
			Elapsed	10.859	24.705	45.569	1:29.658	1:35.767	2:08.952	2:31.383	2:39.663	3:27.231	3:49.415	4:12.895	4:27.412	4:35.600	4:40.131
7	1	4:38.456	36:40.482	10.742	13.290	20.847	43.071	6.129	33.113	21.904	8.020	47.942	22.452	24.030	14.360	8.004	4.552
			Elapsed	10.742	24.032	44.879	1:27.950	1:34.079	2:07.192	2:29.096	2:37.116	3:25.058	3:47.510	4:11.540	4:25.900	4:33.904	4:38.456
8	1	4:37.222	41:17.704	10.783	13.215	20.273	43.633	6.147	33.104	21.963	7.919	47.175	22.196	23.953	14.309	8.050	4.502
			Elapsed	10.783	23.998	44.271	1:27.904	1:34.051	2:07.155	2:29.118	2:37.037	3:24.212	3:46.408	4:10.361	4:24.670	4:32.720	4:37.222
9	1	4:46.345 <b>B</b>	46:04.049	10.707	13.125	20.344	42.950	6.131	33.303	22.132	7.998	47.001	22.647	24.483	15.008		
			Elapsed	10.707	23.832	44.176	1:27.126	1:33.257	2:06.560	2:28.692	2:36.690	3:23.691	3:46.338	4:10.821	4:25.829		4:46.345

Lap	D	Time	Elapsed	SCL2	Z4	IP1	Z12	SCLC	A7-1	IP2	A8-1	SCLB	PORIN	POROUT	SCL1	FORDOUT	FL
<b>29</b>	<b>Pegasus Racing</b>			<b>1. Jordan MEYER</b>						<b>2. Kasparas VINGILIS</b>						Ligier JS2 R	
1	2	6:37.301	6:37.301	1:14.819	20.640	31.295	56.563	6.421	37.000	23.932	8.889	55.877	23.956	27.698	16.496	9.183	4.532
			Elapsed	1:14.819	1:35.459	2:06.754	3:03.317	3:09.738	3:46.738	4:10.670	4:19.559	5:15.436	5:39.392	6:07.090	6:23.586	6:32.769	6:37.301
2	2	4:45.303	11:22.604	10.927	14.351	22.208	44.390	6.154	33.664	22.582	8.039	48.196	22.964	24.638	14.512	8.348	4.330
			Elapsed	10.927	25.278	47.486	1:31.876	1:38.030	2:11.694	2:34.276	2:42.315	3:30.511	3:53.475	4:18.113	4:32.625	4:40.973	4:45.303
3	2	4:34.381	15:56.985	10.571	13.218	20.546	42.828	6.030	32.539	22.100	7.806	46.815	22.444	22.982	14.195	8.003	4.304
			Elapsed	10.571	23.789	44.335	1:27.163	1:33.193	2:05.732	2:27.832	2:35.638	3:22.453	3:44.897	4:07.879	4:22.074	4:30.077	4:34.381
4	2	6:05.147	22:02.132	10.530	13.038	26.412	1:44.391	14.371	48.397	22.085	7.939	46.567	22.476	22.930	13.947	7.769	4.295
			Elapsed	10.530	23.568	49.980	2:34.371	2:48.742	3:37.139	3:59.224	4:07.163	4:53.730	5:16.206	5:39.136	5:53.083	6:00.852	6:05.147
5	2	4:39.042 <b>B</b>	26:41.174	10.522	12.842	19.894	42.380	6.048	32.580	21.647	7.612	45.979	22.351	22.405	14.613		
			Elapsed	10.522	23.364	43.258	1:25.638	1:31.686	2:04.266	2:25.913	2:33.525	3:19.504	3:41.855	4:04.260	4:18.873		4:39.042
6	1	6:26.612	33:07.786	1:59.298	15.110	21.269	42.654	6.169	32.969	22.145	8.151	47.141	21.983	22.692	14.350	8.450	4.231
			Elapsed	1:59.298	2:14.408	2:35.677	3:18.331	3:24.500	3:57.469	4:19.614	4:27.765	5:14.906	5:36.889	5:59.581	6:13.931	6:22.381	6:26.612
7	1	4:26.721	37:34.507	10.417	12.406	19.621	41.948	6.047	32.430	21.389	7.600	45.944	21.581	21.711	13.635	7.787	4.205
			Elapsed	10.417	22.823	42.444	1:24.392	1:30.439	2:02.869	2:24.258	2:31.858	3:17.802	3:39.383	4:01.094	4:14.729	4:22.516	4:26.721
8	1	4:29.776	42:04.283	10.357	12.443	19.516	41.579	6.015	32.410	21.276	7.475	49.183	21.743	21.529	14.183	7.836	4.231
			Elapsed	10.357	22.800	42.316	1:23.895	1:29.910	2:02.320	2:23.596	2:31.071	3:20.254	3:41.997	4:03.526	4:17.709	4:25.545	4:29.776
9	1	4:34.264 <b>B</b>	46:38.547	10.342	12.405	19.069	41.535	5.966	31.864	21.317	7.610	45.744	21.562	22.385	14.618		
			Elapsed	10.342	22.747	41.816	1:23.351	1:29.317	2:01.181	2:22.498	2:30.108	3:15.852	3:37.414	3:59.799	4:14.417		4:34.264



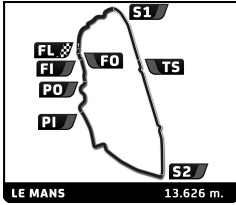
**Ligier European Series**  
 Le Mans Heat  
 Free Practice



Section Analysis

■ Personal Best   ■ Session Best   B Crossing the pit lane

Lap	D	Time	Elapsed	SCL2	Z4	IP1	Z12	SCLC	A7-1	IP2	A8-1	SCLB	PORIN	POROUT	SCL1	FORDOUT	FL	
<b>33</b>		<b>Petrogold</b>		<b>1. Daniel NOGALES</b>				<b>2. Scott MARSH</b>				<b>Ligier JS P4</b>						
1	2	5:29.548	5:29.548	30.290	20.635	29.708	52.069	6.295	35.841	23.073	9.327	49.079	22.064	23.957	14.203	8.581	4.426	
			Elapsed	30.290	50.925	1:20.633	2:12.702	2:18.997	2:54.838	3:17.911	3:27.238	4:16.317	4:38.381	5:02.338	5:16.541	5:25.122	5:29.548	
2	2	4:32.925	10:02.473	10.404	13.643	19.941	42.421	5.822	31.842	21.332	7.808	45.764	25.745	22.359	13.835	7.714	4.295	
			Elapsed	10.404	24.047	43.988	1:26.409	1:32.231	2:04.073	2:25.405	2:33.213	3:18.977	3:44.722	4:07.081	4:20.916	4:28.630	4:32.925	
3	2	4:24.442	14:26.915	10.062	12.460	18.843	40.723	5.766	31.033	21.037	7.644	44.610	21.147	24.770	14.343	7.788	4.216	
			Elapsed	10.062	22.522	41.365	1:22.088	1:27.854	1:58.887	2:19.924	2:27.568	3:12.178	3:33.325	3:58.095	4:12.438	4:20.226	4:24.442	
4	2	5:42.969	20:09.884	10.055	12.199	18.544	40.483	5.784	30.921	34.851	10.156	1:48.290	24.625	21.600	13.699	7.544	4.218	
			Elapsed	10.055	22.254	40.798	1:21.281	1:27.065	1:57.986	2:32.837	2:42.993	4:31.283	4:55.908	5:17.508	5:31.207	5:38.751	5:42.969	
5	2	4:23.145 B	24:33.029	10.097	12.272	18.094	40.039	5.760	30.606	20.633	7.501	44.238	20.727	20.542	13.757			
			Elapsed	10.097	22.369	40.463	1:20.502	1:26.262	1:56.868	2:17.501	2:25.002	3:09.240	3:29.967	3:50.509	4:04.266	4:23.145		
6	1	6:16.030	30:49.059	2:02.073	13.928	20.091	41.510	5.882	31.192	21.033	7.650	45.757	20.922	20.842	13.179	7.527	4.444	
			Elapsed	2:02.073	2:16.001	2:36.092	3:17.602	3:23.484	3:54.676	4:15.709	4:23.359	5:09.116	5:30.038	5:50.880	6:04.059	6:11.586	6:16.030	
7	1	4:17.204	35:06.263	10.149	11.981	18.310	40.500	5.738	30.788	20.630	7.280	44.613	20.734	20.132	13.092	8.681	4.576	
			Elapsed	10.149	22.130	40.440	1:20.940	1:26.678	1:57.466	2:18.096	2:25.376	3:09.989	3:30.723	3:50.855	4:03.947	4:12.628	4:17.204	
8	1	4:14.183	39:20.446	10.192	11.857	18.056	40.101	5.740	30.636	20.542	7.378	44.255	20.705	19.977	13.137	7.495	4.112	
			Elapsed	10.192	22.049	40.105	1:20.206	1:25.946	1:56.582	2:17.124	2:24.502	3:08.757	3:29.462	3:49.439	4:02.576	4:10.071	4:14.183	
9	1	<b>4:11.733</b>	43:32.179	9.991	<b>11.660</b>	18.068	39.819	<b>5.712</b>	<b>30.398</b>	<b>20.354</b>	<b>7.231</b>	43.987	<b>20.636</b>	<b>19.685</b>	<b>12.848</b>	<b>7.271</b>	<b>4.073</b>	
			Elapsed	9.991	21.651	39.719	1:19.538	1:25.250	1:55.648	2:16.002	2:23.233	3:07.220	3:27.856	3:47.541	4:00.389	4:07.660	4:11.733	
10	1	4:22.969 B	47:55.148	<b>9.924</b>	11.685	<b>17.799</b>	<b>39.637</b>	5.798	30.471	20.373	7.874	<b>43.969</b>	20.682	20.693	14.344			
			Elapsed	9.924	21.609	39.408	1:19.045	1:24.843	1:55.314	2:15.687	2:23.561	3:07.530	3:28.212	3:48.905	4:03.249	4:22.969		



# Ligier European Series

## Le Mans Heat

### Free Practice

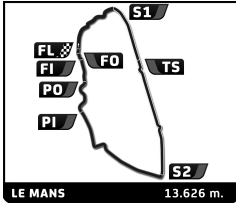


## Section Analysis

■ Personal Best    
 ■ Session Best    
 ■ Crossing the pit lane

Lap	D	Time	Elapsed	SCL2	Z4	IP1	Z12	SCLC	A7-1	IP2	A8-1	SCLB	PORIN	POROUT	SCL1	FORDOUT	FL
<b>35</b>		<b>Veloso Motorsport</b>	1. José MARREIROS														Ligier JS2 R
1	1	6:36.378	6:36.378	1:32.016	19.910	27.845	47.731	6.271	35.501	23.747	8.652	52.688	23.740	28.041	16.487	9.218	4.531
			Elapsed	1:32.016	1:51.926	2:19.771	3:07.502	3:13.773	3:49.274	4:13.021	4:21.673	5:14.361	5:38.101	6:06.142	6:22.629	6:31.847	6:36.378
2	1	4:47.543	11:23.921	11.050	14.303	22.274	45.871	6.119	33.625	22.543	8.209	48.411	22.827	24.784	14.849	8.295	4.383
			Elapsed	11.050	25.353	47.627	1:33.498	1:39.617	2:13.242	2:35.785	2:43.994	3:32.405	3:55.232	4:20.016	4:34.865	4:43.160	4:47.543
3	1	4:34.483	15:58.404	10.689	13.058	20.467	43.064	6.105	32.572	22.070	7.813	46.907	22.143	22.951	14.352	7.923	4.369
			Elapsed	10.689	23.747	44.214	1:27.278	1:33.383	2:05.955	2:28.025	2:35.838	3:22.745	3:44.888	4:07.839	4:22.191	4:30.114	4:34.483
4	1	6:07.011	22:05.415	10.571	13.179	27.814	1:42.205	14.329	48.744	22.134	7.773	47.929	22.347	23.213	14.544	7.922	4.307
			Elapsed	10.571	23.750	51.564	2:33.769	2:48.098	3:36.842	3:58.976	4:06.749	4:54.678	5:17.025	5:40.238	5:54.782	6:02.704	6:07.011
5	1	4:32.135	26:37.550	10.614	12.714	20.546	42.513	6.103	32.129	21.721	7.742	46.651	22.119	22.480	14.576	7.937	4.290
			Elapsed	10.614	23.328	43.874	1:26.387	1:32.490	2:04.619	2:26.340	2:34.082	3:20.733	3:42.852	4:05.332	4:19.908	4:27.845	4:32.135
6	1	4:40.189 B	31:17.739	10.593	12.741	19.586	42.903	6.077	32.226	21.595	9.226	46.631	22.002	22.235	15.087		4:40.189
			Elapsed	10.593	23.334	42.920	1:25.823	1:31.900	2:04.126	2:25.721	2:34.947	3:21.578	3:43.580	4:05.815	4:20.902		4:40.189
7	1	6:05.033	37:22.772	1:44.653	13.802	19.823	42.397	6.088	32.420	21.567	7.734	46.311	22.079	21.884	14.110	7.864	4.301
			Elapsed	1:44.653	1:58.455	2:18.278	3:00.675	3:06.763	3:39.183	4:00.750	4:08.484	4:54.795	5:16.874	5:38.758	5:52.868	6:00.732	6:05.033
8	1	4:29.334	41:52.106	10.553	12.580	19.115	42.008	6.067	32.115	21.425	7.565	47.842	22.032	21.666	14.265	7.786	4.315
			Elapsed	10.553	23.133	42.248	1:24.256	1:30.323	2:02.438	2:23.863	2:31.428	3:19.270	3:41.302	4:02.968	4:17.233	4:25.019	4:29.334
9	1	4:25.572	46:17.678	10.525	12.760	19.489	41.977	6.132	32.034	21.723	7.516	45.393	21.827	20.718	13.652	7.553	4.273
			Elapsed	10.525	23.285	42.774	1:24.751	1:30.883	2:02.917	2:24.640	2:32.156	3:17.549	3:39.376	4:00.094	4:13.746	4:21.299	4:25.572

Lap	D	Time	Elapsed	SCL2	Z4	IP1	Z12	SCLC	A7-1	IP2	A8-1	SCLB	PORIN	POROUT	SCL1	FORDOUT	FL
<b>41</b>		<b>VSF Sports</b>	1. Daniel DALLAKYAN     2. Antonin BERNARD														Ligier JS2 R
1	1	5:44.587	5:44.587	50.154	18.529	25.115	50.566	6.507	35.134	24.010	9.008	48.930	22.341	25.874	15.035	8.800	4.584
			Elapsed	50.154	1:08.683	1:33.798	2:24.364	2:30.871	3:06.005	3:30.015	3:39.023	4:27.953	4:50.294	5:16.168	5:31.203	5:40.003	5:44.587
2	1	4:35.559	10:20.146	10.578	13.014	20.867	43.412	6.101	33.159	21.782	8.002	46.269	21.866	22.548	15.111	8.454	4.396
			Elapsed	10.578	23.592	44.459	1:27.871	1:33.972	2:07.131	2:28.913	2:36.915	3:23.184	3:45.050	4:07.598	4:22.709	4:31.163	4:35.559
3	1	4:28.563	14:48.709	10.583	14.108	19.241	42.027	6.031	32.022	21.640	7.691	45.885	21.540	21.805	13.943	7.748	4.299
			Elapsed	10.583	24.691	43.932	1:25.959	1:31.990	2:04.012	2:25.652	2:33.343	3:19.228	3:40.768	4:02.573	4:16.516	4:24.264	4:28.563
4	1	6:01.198	20:49.907	10.436	12.256	18.944	42.478	6.476	59.184	1:01.288	11.055	1:10.373	21.786	21.621	13.400	7.600	4.301
			Elapsed	10.436	22.692	41.636	1:24.114	1:30.590	2:29.774	3:31.062	3:42.117	4:52.490	5:14.276	5:35.897	5:49.297	5:56.897	6:01.198
5	1	4:22.801	25:12.708	10.469	12.225	18.727	41.284	6.016	32.169	21.375	7.494	45.321	21.739	20.915	13.576	7.255	4.236
			Elapsed	10.469	22.694	41.421	1:22.705	1:28.721	2:00.890	2:22.265	2:29.759	3:15.080	3:36.819	3:57.734	4:11.310	4:18.565	4:22.801
6	1	4:31.558 B	29:44.266	10.446	11.994	18.512	41.233	5.995	31.871	21.269	7.352	46.105	21.571	21.096	15.389		4:31.558
			Elapsed	10.446	22.440	40.952	1:22.185	1:28.180	2:00.051	2:21.320	2:28.672	3:14.777	3:36.348	3:57.444	4:12.833		4:31.558
7	2	6:37.307	36:21.573	2:18.184	14.365	19.376	42.352	6.090	32.818	22.111	7.854	45.789	21.599	21.094	13.837	7.617	4.221
			Elapsed	2:18.184	2:32.549	2:51.925	3:34.277	3:40.367	4:13.185	4:35.296	4:43.150	5:28.939	5:50.538	6:11.632	6:25.469	6:33.086	6:37.307
8	2	4:21.418	40:42.991	10.351	12.249	18.617	41.633	5.939	31.523	20.921	8.101	45.291	21.428	20.542	13.321	7.301	4.201
			Elapsed	10.351	22.600	41.217	1:22.850	1:28.789	2:00.312	2:21.233	2:29.334	3:14.625	3:36.053	3:56.595	4:09.916	4:17.217	4:21.418
9	2	4:23.262	45:06.253	10.325	13.269	19.784	41.730	5.942	31.554	21.086	7.935	45.020	21.363	20.407	13.549	7.201	4.097
			Elapsed	10.325	23.594	43.378	1:25.108	1:31.050	2:02.604	2:23.690	2:31.625	3:16.645	3:38.008	3:58.415	4:11.964	4:19.165	4:23.262



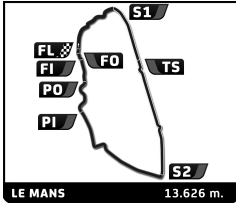
**Ligier European Series**  
 Le Mans Heat  
 Free Practice



Section Analysis

■ Personal Best   ■ Session Best   B Crossing the pit lane

Lap	D	Time	Elapsed	SCL2	Z4	IP1	Z12	SCLC	A7-1	IP2	A8-1	SCLB	PORIN	POROUT	SCL1	FORDOUT	FL
<b>44</b>		<b>ASM Motorsport</b>		1. Lucas FECURY													Ligier JS P4
1	1	5:29.064	5:29.064	41.951	18.549	24.614	48.772	6.136	35.636	22.309	8.757	48.234	21.655	23.887	14.073	10.081	4.410
			Elapsed	41.951	1:00.500	1:25.114	2:13.886	2:20.022	2:55.658	3:17.967	3:26.724	4:14.958	4:36.613	5:00.500	5:14.573	5:24.654	5:29.064
2	1	4:25.619	9:54.683	10.413	13.226	19.481	41.387	5.850	31.865	21.380	7.816	45.864	20.935	21.781	13.590	7.734	4.297
			Elapsed	10.413	23.639	43.120	1:24.507	1:30.357	2:02.222	2:23.602	2:31.418	3:17.282	3:38.217	3:59.998	4:13.588	4:21.322	4:25.619
3	1	4:24.026	14:18.709	10.134	12.426	18.819	40.811	5.773	31.237	21.252	7.513	45.397	21.329	23.590	13.853	7.631	4.261
			Elapsed	10.134	22.560	41.379	1:22.190	1:27.963	1:59.200	2:20.452	2:27.965	3:13.362	3:34.691	3:58.281	4:12.134	4:19.765	4:24.026
4	1	5:53.289	20:11.998	10.060	12.103	18.469	40.080	5.788	30.810	35.509	11.494	1:50.768	30.995	22.073	13.464	7.458	4.218
			Elapsed	10.060	22.163	40.632	1:20.712	1:26.500	1:57.310	2:32.819	2:44.313	4:35.081	5:06.076	5:28.149	5:41.613	5:49.071	5:53.289
5	1	4:15.305	24:27.303	9.968	12.075	18.105	39.754	5.740	30.939	20.589	7.411	44.731	20.669	20.809	13.100	7.262	4.153
			Elapsed	9.968	22.043	40.148	1:19.902	1:25.642	1:56.581	2:17.170	2:24.581	3:09.312	3:29.981	3:50.790	4:03.890	4:11.152	4:15.305
6	1	4:26.735 B	28:54.038	9.996	12.677	17.937	39.732	5.745	30.421	20.660	7.380	46.655	20.940	20.613	14.720		4:26.735
			Elapsed	9.996	22.673	40.610	1:20.342	1:26.087	1:56.508	2:17.168	2:24.548	3:11.203	3:32.143	3:52.756	4:07.476		4:26.735
7	1	7:41.261	36:35.299	3:32.739	13.666	19.044	40.541	5.777	30.821	20.628	7.384	44.370	20.893	20.928	13.086	7.236	4.148
			Elapsed	3:32.739	3:46.405	4:05.449	4:45.990	4:51.767	5:22.588	5:43.216	5:50.600	6:34.970	6:55.863	7:16.791	7:29.877	7:37.113	7:41.261
8	1	4:12.467	40:47.766	10.004	11.775	17.869	39.271	5.721	30.352	20.342	7.259	43.857	20.317	20.121	14.022	7.526	4.031
			Elapsed	10.004	21.779	39.648	1:18.919	1:24.640	1:54.992	2:15.334	2:22.593	3:06.450	3:26.767	3:46.888	4:00.910	4:08.436	4:12.467
9	1	4:14.030	45:01.796	9.886	12.005	17.689	40.242	5.892	30.571	20.218	8.324	44.611	20.433	19.962	12.888	7.263	4.046
			Elapsed	9.886	21.891	39.580	1:19.822	1:25.714	1:56.285	2:16.503	2:24.827	3:09.438	3:29.871	3:49.833	4:02.721	4:09.984	4:14.030



# Ligier European Series

## Le Mans Heat

### Free Practice

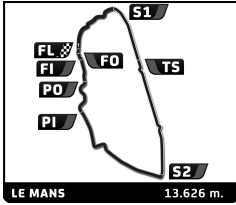


## Section Analysis

■ Personal Best    
 ■ Session Best    
 ■ Crossing the pit lane

Lap	D	Time	Elapsed	SCL2	Z4	IP1	Z12	SCLC	A7-1	IP2	A8-1	SCLB	PORIN	POROUT	SCL1	FORDOUT	FL
<b>48</b>	<b>Allay Racing</b>			<b>1 Emil HELLBERG</b>													Ligier JS P4
1	1	5:28.070	5:28.070	46.134	18.812	24.758	49.582	6.061	33.525	21.386	8.222	47.267	21.572	23.640	14.064	8.460	4.587
			Elapsed	46.134	1:04.946	1:29.704	2:19.286	2:25.347	2:58.872	3:20.258	3:28.480	4:15.747	4:37.319	5:00.959	5:15.023	5:23.483	5:28.070
2	1	4:27.405	9:55.475	10.406	13.282	19.853	42.493	5.887	32.080	21.035	7.810	46.183	20.867	21.613	13.714	7.833	4.349
			Elapsed	10.406	23.688	43.541	1:26.034	1:31.921	2:04.001	2:25.036	2:32.846	3:19.029	3:39.896	4:01.509	4:15.223	4:23.056	4:27.405
3	1	4:35.624	14:31.099	10.160	13.548	20.759	41.116	5.824	31.345	20.601	7.639	53.721	21.887	22.845	14.174	7.780	4.225
			Elapsed	10.160	23.708	44.467	1:25.583	1:31.407	2:02.752	2:23.353	2:30.992	3:24.713	3:46.600	4:09.445	4:23.619	4:31.399	4:35.624
4	1	5:50.776	20:21.875	10.057	12.446	18.762	40.791	5.857	31.459	42.992	12.001	1:46.620	22.607	21.752	13.500	7.621	4.311
			Elapsed	10.057	22.503	41.265	1:22.056	1:27.913	1:59.372	2:42.364	2:54.365	4:40.985	5:03.592	5:25.344	5:38.844	5:46.465	5:50.776
5	1	4:17.815	24:39.690	10.189	12.533	18.559	40.635	5.833	31.326	20.526	7.371	44.674	20.744	20.878	12.903	7.400	4.244
			Elapsed	10.189	22.722	41.281	1:21.916	1:27.749	1:59.075	2:19.601	2:26.972	3:11.646	3:32.390	3:53.268	4:06.171	4:13.571	4:17.815
6	1	4:15.657	28:55.347	10.099	12.163	18.092	40.585	5.795	31.182	20.503	7.276	44.209	20.711	20.386	13.084	7.468	4.104
			Elapsed	10.099	22.262	40.354	1:20.939	1:26.734	1:57.916	2:18.419	2:25.695	3:09.904	3:30.615	3:51.001	4:04.085	4:11.553	4:15.657
7	1	4:16.936	33:12.283	9.968	12.125	18.312	40.739	6.234	31.312	20.389	7.539	45.092	20.714	20.082	12.915	7.336	4.179
			Elapsed	9.968	22.093	40.405	1:21.144	1:27.378	1:58.690	2:19.079	2:26.618	3:11.710	3:32.424	3:52.506	4:05.421	4:12.757	4:16.936
8	1	4:16.179	37:28.462	10.022	12.014	17.861	40.315	5.801	30.938	20.278	9.068	44.913	20.648	19.927	13.069	7.187	4.138
			Elapsed	10.022	22.036	39.897	1:20.212	1:26.013	1:56.951	2:17.229	2:26.297	3:11.210	3:31.858	3:51.785	4:04.854	4:12.041	4:16.179
9	1	4:13.710	41:42.172	9.986	12.013	17.675	39.744	5.747	30.642	20.355	7.391	45.724	20.549	20.001	12.682	7.047	4.154
			Elapsed	9.986	21.999	39.674	1:19.418	1:25.165	1:55.807	2:16.162	2:23.553	3:09.277	3:29.826	3:49.827	4:02.509	4:09.556	4:13.710
10	1	4:11.774	45:53.946	9.978	11.754	17.690	39.406	5.742	30.920	20.117	7.280	44.626	20.295	19.968	12.703	7.135	4.160
			Elapsed	9.978	21.732	39.422	1:18.828	1:24.570	1:55.490	2:15.607	2:22.887	3:07.513	3:27.808	3:47.776	4:00.479	4:07.614	4:11.774

Lap	D	Time	Elapsed	SCL2	Z4	IP1	Z12	SCLC	A7-1	IP2	A8-1	SCLB	PORIN	POROUT	SCL1	FORDOUT	FL
<b>50</b>	<b>Les Deux Arbres</b>			<b>1 Jeremy LOISEL</b>													Ligier JS P4
1	1	7:39.430	7:39.430	2:01.212	21.087	31.398	56.031	6.981	39.591	29.170	10.078	56.630	25.717	29.563	17.003	10.187	4.782
			Elapsed	2:01.212	2:22.299	2:53.697	3:49.728	3:56.709	4:36.300	5:05.470	5:15.548	6:12.178	6:37.895	7:07.458	7:24.461	7:34.648	7:39.430
2	1	5:01.204	12:40.634	11.249	14.939	24.337	46.435	6.066	34.556	23.200	8.613	52.206	22.858	27.237	15.742	9.111	4.655
			Elapsed	11.249	26.188	50.525	1:36.960	1:43.026	2:17.582	2:40.782	2:49.395	3:41.601	4:04.459	4:31.696	4:47.438	4:56.549	5:01.204
3	1	5:29.234	18:09.868	10.748	16.050	22.737	43.502	5.892	32.922	22.288	8.307	48.502	25.187	41.083	34.242	10.455	7.319
			Elapsed	10.748	26.798	49.535	1:33.037	1:38.929	2:11.851	2:34.139	2:42.446	3:30.948	3:56.135	4:37.218	5:11.460	5:21.915	5:29.234
4	1	5:09.840	23:19.708	26.776	22.115	24.320	43.967	5.984	32.989	21.937	8.261	48.134	22.198	24.898	14.937	8.857	4.467
			Elapsed	26.776	48.891	1:13.211	1:57.178	2:03.162	2:36.151	2:58.088	3:06.349	3:54.483	4:16.681	4:41.579	4:56.516	5:05.373	5:09.840
5	1	4:37.820	27:57.528	10.450	13.604	21.532	42.890	5.827	32.397	21.523	8.270	47.831	21.912	23.977	14.858	8.304	4.445
			Elapsed	10.450	24.054	45.586	1:28.476	1:34.303	2:06.700	2:28.223	2:36.493	3:24.324	3:46.236	4:10.213	4:25.071	4:33.375	4:37.820
6	1	4:49.355 B	32:46.883	10.294	13.323	20.542	42.688	5.866	32.790	21.623	8.148	47.150	21.939	25.117	17.013		
			Elapsed	10.294	23.617	44.159	1:26.847	1:32.713	2:05.503	2:27.126	2:35.274	3:22.424	3:44.363	4:09.480	4:26.493		4:49.355
7	1	6:03.910	38:50.793	1:37.267	15.148	21.317	42.961	5.871	32.595	21.490	8.220	47.599	21.885	22.653	14.060	8.440	4.404
			Elapsed	1:37.267	1:52.415	2:13.732	2:56.693	3:02.564	3:35.159	3:56.649	4:04.869	4:52.468	5:14.353	5:37.006	5:51.066	5:59.506	6:03.910
8	1	4:35.614 B	43:26.407	10.366	13.239	19.625	41.647	5.807	31.973	21.228	7.992	45.662	21.585	23.210	15.229		
			Elapsed	10.366	23.605	43.230	1:24.877	1:30.684	2:02.657	2:23.885	2:31.877	3:17.539	3:39.124	4:02.334	4:17.563		4:35.614



# Ligier European Series

## Le Mans Heat

### Free Practice

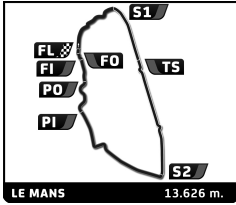


## Section Analysis

■ Personal Best    
 ■ Session Best    
 ■ Crossing the pit lane

Lap	D	Time	Elapsed	SCL2	Z4	IP1	Z12	SCLC	A7-1	IP2	A8-1	SCLB	PORIN	POROUT	SCL1	FORDOUT	FL
<b>51</b>	<b>ZOSH Competition</b>			<b>1.Paul ALBERTO</b>				<b>2.Maxence CHATELLIER</b>				<b>Ligier JS2 R</b>					
1	2	6:18.034	6:18.034	1:16.638	20.310	29.298	53.934	6.192	33.924	23.019	9.133	49.977	22.375	24.920	14.985	8.845	4.484
			Elapsed	1:16.638	1:36.948	2:06.246	3:00.180	3:06.372	3:40.296	4:03.315	4:12.448	5:02.425	5:24.800	5:49.720	6:04.705	6:13.550	6:18.034
2	2	4:38.562	10:56.596	10.755	13.908	23.306	43.314	6.131	32.572	22.095	8.073	47.079	21.660	23.336	14.146	7.855	4.332
			Elapsed	10.755	24.663	47.969	1:31.283	1:37.414	2:09.986	2:32.081	2:40.154	3:27.233	3:48.893	4:12.229	4:26.375	4:34.230	4:38.562
3	2	<span style="background-color: green;">4:29.137</span>	15:25.733	10.491	12.739	19.736	41.884	6.032	32.212	22.041	8.115	46.657	21.666	22.125	13.574	7.608	4.257
			Elapsed	10.491	23.230	42.966	1:24.850	1:30.882	2:03.094	2:25.135	2:33.250	3:19.907	3:41.573	4:03.698	4:17.272	4:24.880	4:29.137
4	2	5:54.861	21:20.594	10.451	12.433	19.073	44.340	11.940	1:22.000	51.488	7.848	46.324	21.475	21.763	13.715	7.713	4.298
			Elapsed	10.451	22.884	41.957	1:26.297	1:38.237	3:00.237	3:51.725	3:59.573	4:45.897	5:07.372	5:29.135	5:42.850	5:50.563	5:54.861
5	2	4:23.752	25:44.346	10.491	12.419	19.165	41.361	6.015	31.879	21.606	7.575	45.570	21.487	21.078	13.544	7.339	<span style="background-color: green;">4.223</span>
			Elapsed	10.491	22.910	42.075	1:23.436	1:29.451	2:01.330	2:22.936	2:30.511	3:16.081	3:37.568	3:58.646	4:12.190	4:19.529	4:23.752
6	2	4:39.081 <b>B</b>	30:23.427	<span style="background-color: green;">10.418</span>	12.184	18.843	41.040	6.009	<span style="background-color: green;">31.608</span>	<span style="background-color: green;">21.422</span>	7.597	45.679	21.666	22.027	16.495		
			Elapsed	10.418	22.602	41.445	1:22.485	1:28.494	2:00.102	2:21.524	2:29.121	3:14.800	3:36.466	3:58.493	4:14.988		4:39.081
7	1	5:55.783	36:19.210	1:40.613	13.645	19.430	41.806	6.033	32.088	21.542	7.651	45.476	21.444	20.913	13.567	7.289	4.286
			Elapsed	1:40.613	1:54.258	2:13.688	2:55.494	3:01.527	3:33.615	3:55.157	4:02.808	4:48.284	5:09.728	5:30.641	5:44.208	5:51.497	5:55.783
8	1	4:20.806	40:40.016	10.474	11.906	18.421	<span style="background-color: green;">40.915</span>	6.068	31.907	21.524	<span style="background-color: green;">7.472</span>	45.281	21.425	20.614	<span style="background-color: green;">13.274</span>	7.246	4.279
			Elapsed	10.474	22.380	40.801	1:21.716	1:27.784	1:59.691	2:21.215	2:28.687	3:13.968	3:35.393	3:56.007	4:09.281	4:16.527	4:20.806
9	1	4:20.324	45:00.340	10.471	<span style="background-color: green;">11.789</span>	<span style="background-color: green;">18.391</span>	40.941	<span style="background-color: green;">5.977</span>	31.814	21.627	7.623	<span style="background-color: green;">45.081</span>	<span style="background-color: green;">21.402</span>	<span style="background-color: green;">20.513</span>	13.404	<span style="background-color: green;">7.017</span>	4.274
			Elapsed	10.471	22.260	40.651	1:21.592	1:27.569	1:59.383	2:21.010	2:28.633	3:13.714	3:35.116	3:55.629	4:09.033	4:16.050	4:20.324

<b>53</b>	<b>M Racing</b>			<b>1.Natan BIHEL</b>				<b>Ligier JS2 R</b>									
1	1	6:02.373	6:02.373	1:18.302	18.643	24.967	47.313	6.418	35.758	22.667	8.453	47.063	21.712	22.877	15.347	8.530	4.323
			Elapsed	1:18.302	1:36.945	2:01.912	2:49.225	2:55.643	3:31.401	3:54.068	4:02.521	4:49.584	5:11.296	5:34.173	5:49.520	5:58.050	6:02.373
2	1	4:29.050	10:31.423	10.556	13.066	19.419	42.978	6.085	32.169	21.460	7.824	45.445	21.443	22.735	14.037	7.638	4.195
			Elapsed	10.556	23.622	43.041	1:26.019	1:32.104	2:04.273	2:25.733	2:33.557	3:19.002	3:40.445	4:03.180	4:17.217	4:24.855	4:29.050
3	1	4:34.291 <b>B</b>	15:05.714	10.428	12.283	19.115	41.864	6.091	32.017	21.383	7.864	45.963	21.649	21.999	14.934		
			Elapsed	10.428	22.711	41.826	1:23.690	1:29.781	2:01.798	2:23.181	2:31.045	3:17.008	3:38.657	4:00.656	4:15.590	4:34.291	
4	1	7:41.917	22:47.631	2:48.488	22.703	44.576	44.884	6.022	32.174	21.330	7.595	45.564	21.545	21.291	13.885	7.703	4.157
			Elapsed	2:48.488	3:11.191	3:55.767	4:40.651	4:46.673	5:18.847	5:40.177	5:47.772	6:33.336	6:54.881	7:16.172	7:30.057	7:37.760	7:41.917
5	1	4:22.194	27:09.825	<span style="background-color: green;">10.358</span>	12.000	18.975	<span style="background-color: green;">41.168</span>	5.971	31.872	21.539	7.560	45.187	21.550	<span style="background-color: green;">20.684</span>	13.569	7.471	4.290
			Elapsed	10.358	22.358	41.333	1:22.501	1:28.472	2:00.344	2:21.883	2:29.443	3:14.630	3:36.180	3:56.864	4:10.433	4:17.904	4:22.194
6	1	4:30.631 <b>B</b>	31:40.456	10.480	12.136	18.624	41.263	6.024	31.978	21.272	7.572	45.136	<span style="background-color: green;">21.434</span>	22.267	14.252		
			Elapsed	10.480	22.616	41.240	1:22.503	1:28.527	2:00.505	2:21.777	2:29.349	3:14.485	3:35.919	3:58.186	4:12.438	4:30.631	
7	1	6:55.180	38:35.636	2:30.803	14.160	21.444	42.649	5.985	31.651	21.636	8.326	47.415	24.958	20.882	13.638	7.454	4.179
			Elapsed	2:30.803	2:44.963	3:06.407	3:49.056	3:55.041	4:26.692	4:48.328	4:56.654	5:44.069	6:09.027	6:29.909	6:43.547	6:51.001	6:55.180
8	1	4:27.355	43:02.991	10.385	<span style="background-color: green;">11.806</span>	18.793	42.315	6.565	32.111	21.203	7.650	<span style="background-color: green;">45.087</span>	21.476	21.133	14.908	9.736	4.187
			Elapsed	10.385	22.191	40.984	1:23.299	1:29.864	2:01.975	2:23.178	2:30.828	3:15.915	3:37.391	3:58.524	4:13.432	4:23.168	4:27.355
9	1	<span style="background-color: green;">4:21.790</span>	47:24.781	10.373	11.899	<span style="background-color: green;">18.473</span>	41.209	<span style="background-color: green;">5.961</span>	<span style="background-color: green;">31.513</span>	<span style="background-color: green;">21.176</span>	<span style="background-color: green;">7.557</span>	45.891	21.583	21.111	<span style="background-color: green;">13.494</span>	<span style="background-color: green;">7.430</span>	<span style="background-color: green;">4.120</span>
			Elapsed	10.373	22.272	40.745	1:21.954	1:27.915	1:59.428	2:20.604	2:28.161	3:14.052	3:35.635	3:56.746	4:10.240	4:17.670	4:21.790



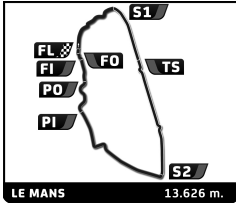
**Ligier European Series**  
**Le Mans Heat**  
**Free Practice**



**Section Analysis**

■ Personal Best   ■ Session Best   ■ Crossing the pit lane

Lap	D	Time	Elapsed	SCL2	Z4	IP1	Z12	SCLC	A7-1	IP2	A8-1	SCLB	PORIN	POROUT	SCL1	FORDOUT	FL
<b>57</b>		<b>M Racing</b>		<b>1. August THERBO</b>				<b>2. Martin LACQUEMANNE</b>				<b>Ligier JS P4</b>					
1	2	4:53.912	4:53.912	18.446	18.336	24.085	46.609	6.097	33.496	22.441	8.288	47.094	21.164	21.572	13.738	8.170	4.376
			Elapsed	18.446	36.782	1:00.867	1:47.476	1:53.573	2:27.069	2:49.510	2:57.798	3:44.892	4:06.056	4:27.628	4:41.366	4:49.536	4:53.912
2	2	4:19.463	9:13.375	10.187	13.132	18.787	41.318	5.806	31.192	21.137	7.657	44.623	20.746	20.261	12.971	7.489	4.157
			Elapsed	10.187	23.319	42.106	1:23.424	1:29.230	2:00.422	2:21.559	2:29.216	3:13.839	3:34.585	3:54.846	4:07.817	4:15.306	4:19.463
3	2	4:13.561	13:26.936	9.956	12.200	18.044	40.075	5.778	30.583	20.670	7.357	43.824	20.536	20.086	12.992	7.326	4.134
			Elapsed	9.956	22.156	40.200	1:20.275	1:26.053	1:56.636	2:17.306	2:24.663	3:08.487	3:29.023	3:49.109	4:02.101	4:09.427	4:13.561
4	2	5:46.488	19:13.424	9.893	12.107	18.044	40.007	5.724	31.129	20.421	7.423	46.434	57.337	47.813	36.769	9.058	4.329
			Elapsed	9.893	22.000	40.044	1:20.051	1:25.775	1:56.904	2:17.325	2:24.748	3:11.182	4:08.519	4:56.332	5:33.101	5:42.159	5:46.488
5	2	4:21.139 B	23:34.563	10.068	12.658	18.407	39.866	5.800	30.616	20.395	7.395	43.620	20.597	20.078	14.049		
			Elapsed	10.068	22.726	41.133	1:20.999	1:26.799	1:57.415	2:17.810	2:25.205	3:08.825	3:29.422	3:49.500	4:03.549		4:21.139
6	1	6:16.329	29:50.892	2:04.886	13.968	19.511	41.503	5.785	31.281	21.100	7.473	44.397	20.764	21.101	12.862	7.460	4.238
			Elapsed	2:04.886	2:18.854	2:38.365	3:19.868	3:25.653	3:56.934	4:18.034	4:25.507	5:09.904	5:30.668	5:51.769	6:04.631	6:12.091	6:16.329
7	1	4:12.523	34:03.415	10.069	11.863	17.825	39.813	5.710	30.893	20.651	7.382	44.006	20.597	19.339	12.558	7.518	4.299
			Elapsed	10.069	21.932	39.757	1:19.570	1:25.280	1:56.173	2:16.824	2:24.206	3:08.212	3:28.809	3:48.148	4:00.706	4:08.224	4:12.523
8	1	4:11.957	38:15.372	10.083	12.185	18.630	39.523	5.718	30.351	20.478	7.245	43.692	20.608	19.498	12.714	7.062	4.170
			Elapsed	10.083	22.268	40.898	1:20.421	1:26.139	1:56.490	2:16.968	2:24.213	3:07.905	3:28.513	3:48.011	4:00.725	4:07.787	4:11.957
9	1	4:14.316	42:29.688	9.975	11.807	17.892	40.158	5.698	30.351	20.587	7.236	43.569	20.660	22.366	12.795	7.025	4.197
			Elapsed	9.975	21.782	39.674	1:19.832	1:25.530	1:55.881	2:16.468	2:23.704	3:07.273	3:27.933	3:50.299	4:03.094	4:10.119	4:14.316
10	1	4:09.340	46:39.028	9.988	11.590	17.542	39.982	5.760	30.362	20.283	7.321	43.124	20.341	19.253	12.611	7.000	4.183
			Elapsed	9.988	21.578	39.120	1:19.102	1:24.862	1:55.224	2:15.507	2:22.828	3:05.952	3:26.293	3:45.546	3:58.157	4:05.157	4:09.340
<b>61</b>		<b>LADC Motorsport</b>		<b>1. Erwan BIHEL</b>				<b>Ligier JS2 R</b>									
1	1	7:48.077	7:48.077	2:28.733	19.729	28.363	51.111	6.987	37.933	25.434	10.136	53.769	25.945	29.049	16.041	10.032	4.815
			Elapsed	2:28.733	2:48.462	3:16.825	4:07.936	4:14.923	4:52.856	5:18.290	5:28.426	6:22.195	6:48.140	7:17.189	7:33.230	7:43.262	7:48.077
2	1	4:53.105	12:41.182	11.288	14.486	21.808	44.321	6.340	34.480	22.908	8.485	51.097	22.941	25.364	15.818	9.081	4.688
			Elapsed	11.288	25.774	47.582	1:31.903	1:38.243	2:12.723	2:35.631	2:44.116	3:35.213	3:58.154	4:23.518	4:39.336	4:48.417	4:53.105
3	1	5:43.125	18:24.307	10.880	14.585	21.319	43.930	6.248	33.248	22.685	8.251	47.952	28.175	48.325	35.189	14.670	7.668
			Elapsed	10.880	25.465	46.784	1:30.714	1:36.962	2:10.210	2:32.895	2:41.146	3:29.098	3:57.273	4:45.598	5:20.787	5:35.457	5:43.125
4	1	5:05.279	23:29.586	26.936	20.110	21.165	42.943	6.247	33.307	21.908	7.973	49.793	22.656	23.428	15.547	8.849	4.417
			Elapsed	26.936	47.046	1:08.211	1:51.154	1:57.401	2:30.708	2:52.616	3:00.589	3:50.382	4:13.038	4:36.466	4:52.013	5:00.862	5:05.279
5	1	4:34.025	28:03.611	10.701	12.784	19.823	42.308	6.140	33.216	22.742	8.068	46.822	22.130	22.721	14.040	8.121	4.409
			Elapsed	10.701	23.485	43.308	1:25.616	1:31.756	2:04.972	2:27.714	2:35.782	3:22.604	3:44.734	4:07.455	4:21.495	4:29.616	4:34.025
6	1	4:32.528	32:36.139	10.653	12.322	19.311	42.936	6.177	32.816	21.948	7.767	46.520	22.112	22.194	15.003	8.238	4.531
			Elapsed	10.653	22.975	42.286	1:25.222	1:31.399	2:04.215	2:26.163	2:33.930	3:20.450	3:42.562	4:04.756	4:19.759	4:27.997	4:32.528
7	1	4:28.942	37:05.081	10.698	12.454	19.219	41.706	6.113	32.759	21.955	7.663	46.426	21.964	21.744	13.974	7.919	4.348
			Elapsed	10.698	23.152	42.371	1:24.077	1:30.190	2:02.949	2:24.904	2:32.567	3:18.993	3:40.957	4:02.701	4:16.675	4:24.594	4:28.942
8	1	5:41.872 B	42:46.953	10.599	12.390	19.328	42.060	6.093	32.773	21.664	7.611	46.112	24.354	28.709	17.020		
			Elapsed	10.599	22.989	42.317	1:24.377	1:30.470	2:03.243	2:24.907	2:32.518	4:11.702	4:36.056	5:04.765	5:21.785		5:41.872



# Ligier European Series

## Le Mans Heat

### Free Practice

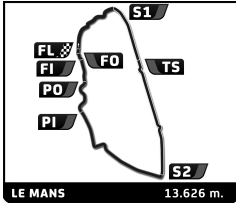


## Section Analysis

■ Personal Best    
 ■ Session Best    
 ■ Crossing the pit lane

Lap	D	Time	Elapsed	SCL2	Z4	IP1	Z12	SCLC	A7-1	IP2	A8-1	SCLB	PORIN	POROUT	SCL1	FORDOUT	FL
<b>62</b>		<b>LADC BY RSL</b>		<b>1. Oskar KRISTENSEN</b>													<b>Ligier JS2 R</b>
1	1	8:08.011	8:08.011	2:34.433	21.911	30.920	59.153	7.868	39.027	24.258	8.865	54.841	24.958	25.031	21.816	10.538	4.392
			Elapsed	2:34.433	2:56.344	3:27.264	4:26.417	4:34.285	5:13.312	5:37.570	5:46.435	6:41.276	7:06.234	7:31.265	7:53.081	8:03.619	8:08.011
2	1	4:35.300	12:43.311	10.564	13.344	21.117	44.665	6.145	33.073	22.591	8.387	46.565	21.919	21.166	13.750	7.668	4.346
			Elapsed	10.564	23.908	45.025	1:29.690	1:35.835	2:08.908	2:31.499	2:39.886	3:26.451	3:48.370	4:09.536	4:23.286	4:30.954	4:35.300
3	1	5:25.026	18:08.337	10.444	13.946	20.843	42.531	6.075	32.687	22.514	8.481	46.220	21.909	47.041	34.766	10.247	7.322
			Elapsed	10.444	24.390	45.233	1:27.764	1:33.839	2:06.526	2:29.040	2:37.521	3:23.741	3:45.650	4:32.691	5:07.457	5:17.704	5:25.026
4	1	4:58.546	23:06.883	26.884	21.937	23.219	42.121	6.059	33.946	22.217	7.673	46.498	21.694	20.784	13.600	7.393	4.521
			Elapsed	26.884	48.821	1:12.040	1:54.161	2:00.220	2:34.166	2:56.383	3:04.056	3:50.554	4:12.248	4:33.032	4:46.632	4:54.025	4:58.546
5	1	4:24.764	27:31.647	10.568	12.259	19.230	42.097	6.063	32.075	21.675	7.678	45.604	21.432	20.828	13.546	7.507	4.202
			Elapsed	10.568	22.827	42.057	1:24.154	1:30.217	2:02.292	2:23.967	2:31.645	3:17.249	3:38.681	3:59.509	4:13.055	4:20.562	4:24.764
6	1	4:23.077	31:54.724	10.359	12.218	18.840	41.667	6.057	31.609	21.610	7.708	45.431	21.429	20.996	13.486	7.419	4.248
			Elapsed	10.359	22.577	41.417	1:23.084	1:29.141	2:00.750	2:22.360	2:30.068	3:15.499	3:36.928	3:57.924	4:11.410	4:18.829	4:23.077
7	1	4:26.116	36:20.840	10.423	12.889	19.421	42.021	6.001	32.167	21.509	7.575	45.388	21.577	21.330	14.114	7.522	4.179
			Elapsed	10.423	23.312	42.733	1:24.754	1:30.755	2:02.922	2:24.431	2:32.006	3:17.394	3:38.971	4:00.301	4:14.415	4:21.937	4:26.116
8	1	4:21.168	40:42.008	10.359	12.263	18.669	41.386	5.977	31.568	21.213	7.555	45.086	21.266	20.645	13.506	7.495	4.180
			Elapsed	10.359	22.622	41.291	1:22.677	1:28.654	2:00.222	2:21.435	2:28.990	3:14.076	3:35.342	3:55.987	4:09.493	4:16.988	4:21.168
9	1	4:22.997	45:05.005	10.262	12.310	18.745	41.165	5.988	31.744	21.141	7.974	45.373	21.488	20.783	14.186	7.711	4.127
			Elapsed	10.262	22.572	41.317	1:22.482	1:28.470	2:00.214	2:21.355	2:29.329	3:14.702	3:36.190	3:56.973	4:11.159	4:18.870	4:22.997

Lap	D	Time	Elapsed	SCL2	Z4	IP1	Z12	SCLC	A7-1	IP2	A8-1	SCLB	PORIN	POROUT	SCL1	FORDOUT	FL	
<b>68</b>		<b>M Racing</b>		<b>1. Lawrence HERBOTS</b>													<b>Ligier JS2 R</b>	
1	1	6:02.208	6:02.208	1:05.977	19.852	26.768	50.107	6.465	35.935	23.226	9.010	49.597	22.379	24.527	15.345	8.471	4.549	
			Elapsed	1:05.977	1:25.829	1:52.597	2:42.704	2:49.169	3:25.104	3:48.330	3:57.340	4:46.937	5:09.316	5:33.843	5:49.188	5:57.659	6:02.208	
2	1	4:39.582	10:41.790	10.843	13.984	20.579	44.218	6.158	33.313	22.363	8.446	47.974	22.173	22.579	14.770	7.803	4.379	
			Elapsed	10.843	24.827	45.406	1:29.624	1:35.782	2:09.095	2:31.458	2:39.904	3:27.878	3:50.051	4:12.630	4:27.400	4:35.203	4:39.582	
3	1	4:34.368	15:16.158	10.599	12.620	19.590	43.192	6.121	33.217	22.172	8.220	47.213	21.993	22.397	14.694	8.010	4.330	
			Elapsed	10.599	23.219	42.809	1:26.001	1:32.122	2:05.339	2:27.511	2:35.731	3:22.944	3:44.937	4:07.334	4:22.028	4:30.038	4:34.368	
4	1	6:05.941	21:22.099	10.598	12.404	19.227	48.555	14.335	1:23.164	50.685	8.381	47.674	22.388	22.243	14.219	7.756	4.312	
			Elapsed	10.598	23.002	42.229	1:30.784	1:45.119	3:08.283	3:58.968	4:07.349	4:55.023	5:17.411	5:39.654	5:53.873	6:01.629	6:05.941	
5	1	4:38.563 B	26:00.662	10.594	12.712	19.326	42.751	6.122	32.924	22.119	7.951	46.860	21.709	21.636	14.955			
			Elapsed	10.594	23.306	42.632	1:25.383	1:31.505	2:04.429	2:26.548	2:34.499	3:21.359	3:43.068	4:04.704	4:19.659			4:38.563
6	1	5:54.459	31:55.121	1:32.569	14.079	20.646	42.990	6.107	32.680	22.031	8.024	46.219	21.574	21.522	14.258	7.526	4.234	
			Elapsed	1:32.569	1:46.648	2:07.294	2:50.284	2:56.391	3:29.071	3:51.102	3:59.126	4:45.345	5:06.919	5:28.441	5:42.699	5:50.225	5:54.459	
7	1	4:27.577	36:22.698	10.474	12.846	19.569	42.084	6.026	32.265	21.906	7.840	45.811	21.799	21.053	14.211	7.415	4.278	
			Elapsed	10.474	23.320	42.889	1:24.973	1:30.999	2:03.264	2:25.170	2:33.010	3:18.821	3:40.620	4:01.673	4:15.884	4:23.299	4:27.577	
8	1	4:24.629	40:47.327	10.444	12.251	18.881	41.820	6.026	31.901	21.549	7.803	45.704	21.421	21.403	13.904	7.221	4.301	
			Elapsed	10.444	22.695	41.576	1:23.396	1:29.422	2:01.323	2:22.872	2:30.675	3:16.379	3:37.800	3:59.203	4:13.107	4:20.328	4:24.629	
9	1	4:23.357	45:10.684	10.528	12.429	18.558	41.335	6.017	32.164	21.487	7.653	45.672	21.598	20.745	13.774	7.130	4.267	
			Elapsed	10.528	22.957	41.515	1:22.850	1:28.867	2:01.031	2:22.518	2:30.171	3:15.843	3:37.441	3:58.186	4:11.960	4:19.090	4:23.357	



# Ligier European Series

## Le Mans Heat

### Free Practice

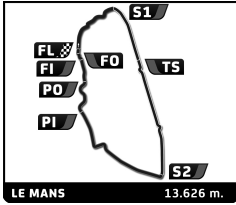


## Section Analysis

■ Personal Best    
 ■ Session Best    
 ■ Crossing the pit lane

Lap	D	Time	Elapsed	SCL2	Z4	IP1	Z12	SCLC	A7-1	IP2	A8-1	SCLB	PORIN	POROUT	SCL1	FORDOUT	FL
<b>69</b>	<b>Bretton Racing</b>			1. Dominique BASTIEN													Ligier JS P4
1	1	5:43.075	5:43.075	28.646	21.545	29.914	56.504	6.447	40.480	25.832	9.276	48.742	22.456	25.123	14.643	8.912	4.555
			Elapsed	28.646	50.191	1:20.105	2:16.609	2:23.056	3:03.536	3:29.368	3:38.644	4:27.386	4:49.842	5:14.965	5:29.608	5:38.520	5:43.075
2	1	4:38.992	10:22.067	10.498	14.046	21.082	43.317	6.582	35.545	21.628	8.327	46.426	21.422	22.997	14.017	8.561	4.544
			Elapsed	10.498	24.544	45.626	1:28.943	1:35.525	2:11.070	2:32.698	2:41.025	3:27.451	3:48.873	4:11.870	4:25.887	4:34.448	4:38.992
3	1	4:30.700	14:52.767	10.333	13.623	19.625	42.285	5.863	32.493	21.310	8.240	45.649	21.308	22.567	13.889	8.804	4.711
			Elapsed	10.333	23.956	43.581	1:25.866	1:31.729	2:04.222	2:25.532	2:33.772	3:19.421	3:40.729	4:03.296	4:17.185	4:25.989	4:30.700
4	1	6:07.624	21:00.391	10.406	13.403	19.901	42.328	5.881	1:03.808	1:01.333	11.993	1:07.208	21.579	23.059	13.750	8.477	4.498
			Elapsed	10.406	23.809	43.710	1:26.038	1:31.919	2:35.727	3:37.060	3:49.053	4:56.261	5:17.840	5:40.899	5:54.649	6:03.126	6:07.624
5	1	4:33.559	25:33.950	10.277	13.272	19.866	44.309	6.026	33.332	21.439	8.089	46.810	21.262	22.311	13.788	8.264	4.514
			Elapsed	10.277	23.549	43.415	1:27.724	1:33.750	2:07.082	2:28.521	2:36.610	3:23.420	3:44.682	4:06.993	4:20.781	4:29.045	4:33.559
6	1	4:28.907	30:02.857	10.252	13.278	19.845	41.931	5.863	32.292	21.192	8.094	45.786	21.786	22.089	13.869	8.201	4.429
			Elapsed	10.252	23.530	43.375	1:25.306	1:31.169	2:03.461	2:24.653	2:32.747	3:18.533	3:40.319	4:02.408	4:16.277	4:24.478	4:28.907
7	1	4:25.439	34:28.296	10.166	12.875	19.385	41.645	5.805	31.736	20.685	7.890	45.717	21.230	21.888	13.678	8.318	4.421
			Elapsed	10.166	23.041	42.426	1:24.071	1:29.876	2:01.612	2:22.297	2:30.187	3:15.904	3:37.134	3:59.022	4:12.700	4:21.018	4:25.439
8	1	4:25.197	38:53.493	10.240	13.071	19.317	41.609	5.848	31.877	21.097	7.756	45.569	21.090	21.668	13.503	8.150	4.402
			Elapsed	10.240	23.311	42.628	1:24.237	1:30.085	2:01.962	2:23.059	2:30.815	3:16.384	3:37.474	3:59.142	4:12.645	4:20.795	4:25.197
9	1	4:44.656 <b>B</b>	43:38.149	10.129	12.858	18.808	41.005	5.834	31.949	21.164	8.015	48.302	21.161	21.914	15.804		
			Elapsed	10.129	22.987	41.795	1:22.800	1:28.634	2:00.583	2:21.747	2:29.762	3:18.064	3:39.225	4:01.139	4:16.943		4:44.656

Lap	D	Time	Elapsed	SCL2	Z4	IP1	Z12	SCLC	A7-1	IP2	A8-1	SCLB	PORIN	POROUT	SCL1	FORDOUT	FL
<b>72</b>	<b>ZOSH Competition</b>			1. Anthony PERRIN						2. Leo PINQUIER						Ligier JS2 R	
1	2	7:07.466	7:07.466	1:38.413	20.419	31.448	57.096	6.656	39.441	24.842	9.364	52.968	25.289	30.280	16.871	9.658	4.721
			Elapsed	1:38.413	1:58.832	2:30.280	3:27.376	3:34.032	4:13.473	4:38.315	4:47.679	5:40.647	6:05.936	6:36.216	6:53.087	7:02.745	7:07.466
2	2	4:53.946	12:01.412	11.196	15.078	23.244	45.944	6.177	34.719	22.201	8.766	48.779	22.475	26.541	15.082	9.178	4.566
			Elapsed	11.196	26.274	49.518	1:35.462	1:41.639	2:16.358	2:38.559	2:47.325	3:36.104	3:58.579	4:25.120	4:40.202	4:49.380	4:53.946
3	2	4:57.494 <b>B</b>	16:58.906	10.858	14.318	22.054	44.581	6.115	34.122	22.091	8.611	48.684	22.430	27.474	16.438		
			Elapsed	10.858	25.176	47.230	1:31.811	1:37.926	2:12.048	2:34.139	2:42.750	3:31.434	3:53.864	4:21.338	4:37.776		4:57.494
4	1	7:09.183	24:08.089	2:26.561	17.947	24.367	45.442	6.175	34.590	23.005	8.676	48.159	22.287	25.172	14.511	7.884	4.407
			Elapsed	2:26.561	2:44.508	3:08.875	3:54.317	4:00.492	4:35.082	4:58.087	5:06.763	5:54.922	6:17.209	6:42.381	6:56.892	7:04.776	7:09.183
5	1	4:46.912	28:55.001	10.634	14.136	22.436	45.933	6.098	34.775	23.624	8.621	47.682	22.105	24.038	14.240	8.170	4.420
			Elapsed	10.634	24.770	47.206	1:33.139	1:39.237	2:14.012	2:37.636	2:46.257	3:33.939	3:56.044	4:20.082	4:34.322	4:42.492	4:46.912
6	1	4:40.458	33:35.459	10.790	13.950	20.691	44.191	6.086	33.637	21.848	8.446	47.757	22.734	23.871	14.164	7.886	4.407
			Elapsed	10.790	24.740	45.431	1:29.622	1:35.708	2:09.345	2:31.193	2:39.639	3:27.396	3:50.130	4:14.001	4:28.165	4:36.051	4:40.458
7	1	4:36.085	38:11.544	10.614	13.979	21.519	42.916	6.010	33.180	21.591	8.541	46.735	21.813	23.149	13.949	7.752	4.337
			Elapsed	10.614	24.593	46.112	1:29.028	1:35.038	2:08.218	2:29.809	2:38.350	3:25.085	3:46.898	4:10.047	4:23.996	4:31.748	4:36.085
8	1	4:32.740	42:44.284	10.514	13.020	20.169	42.923	6.087	33.163	21.429	8.416	46.461	21.808	22.968	13.826	7.670	4.286
			Elapsed	10.514	23.534	43.703	1:26.626	1:32.713	2:05.876	2:27.305	2:35.721	3:22.182	3:43.990	4:06.958	4:20.784	4:28.454	4:32.740
9	1	4:31.084	47:15.368	10.480	12.914	19.880	42.719	6.056	32.982	21.463	8.032	46.456	21.840	22.748	13.934	7.316	4.264
			Elapsed	10.480	23.394	43.274	1:25.993	1:32.049	2:05.031	2:26.494	2:34.526	3:20.982	3:42.822	4:05.570	4:19.504	4:26.820	4:31.084



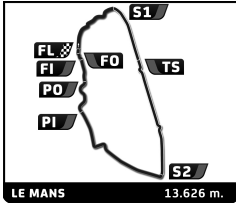
**Ligier European Series**  
**Le Mans Heat**  
**Free Practice**



**Section Analysis**

■ Personal Best   ■ Session Best   ■ Crossing the pit lane

Lap	D	Time	Elapsed	SCL2	Z4	IP1	Z12	SCLC	A7-1	IP2	A8-1	SCLB	PORIN	POROUT	SCL1	FORDOUT	FL
<b>75</b>	<b>M Racing</b>			<b>1.Nathan HUET</b>				<b>2.Cindy GUDET</b>				<b>Ligier JS2 R</b>					
1	1	6:41.344	6:41.344	1:31.048	20.098	27.641	51.399	6.602	36.351	23.996	9.880	53.077	23.880	26.830	15.874	9.942	4.726
			Elapsed	1:31.048	1:51.146	2:18.787	3:10.186	3:16.788	3:53.139	4:17.135	4:27.015	5:20.092	5:43.972	6:10.802	6:26.676	6:36.618	6:41.344
2	1	4:46.516	11:27.860	11.195	15.381	22.778	44.809	6.181	34.699	22.450	8.365	47.438	22.218	23.854	14.330	8.256	4.562
			Elapsed	11.195	26.576	49.354	1:34.163	1:40.344	2:15.043	2:37.493	2:45.858	3:33.296	3:55.514	4:19.368	4:33.698	4:41.954	4:46.516
3	1	4:35.136	16:02.996	10.722	13.418	20.143	43.367	6.122	32.760	21.983	8.040	46.478	22.069	23.319	14.272	7.992	4.451
			Elapsed	10.722	24.140	44.283	1:27.650	1:33.772	2:06.532	2:28.515	2:36.555	3:23.033	3:45.102	4:08.421	4:22.693	4:30.685	4:35.136
4	1	6:16.710 B	22:19.706	10.590	13.231	39.615	1:51.838	10.061	34.758	22.093	8.199	46.676	22.243	23.303	14.732		
			Elapsed	10.590	23.821	1:03.436	2:55.274	3:05.335	3:40.093	4:02.186	4:10.385	4:57.061	5:19.304	5:42.607	5:57.339		6:16.710
5	2	6:44.821	29:04.527	2:15.711	16.088	21.081	44.511	6.796	33.318	21.974	8.228	46.876	22.052	21.952	13.849	8.013	4.372
			Elapsed	2:15.711	2:31.799	2:52.880	3:37.391	3:44.187	4:17.505	4:39.479	4:47.707	5:34.583	5:56.635	6:18.587	6:32.436	6:40.449	6:44.821
6	2	4:27.078	33:31.605	10.560	12.541	18.999	42.000	6.042	32.210	21.550	7.827	46.393	21.797	21.547	13.673	7.565	4.374
			Elapsed	10.560	23.101	42.100	1:24.100	1:30.142	2:02.352	2:23.902	2:31.729	3:18.122	3:39.919	4:01.466	4:15.139	4:22.704	4:27.078
7	2	<b>4:24.263</b>	37:55.868	10.508	12.248	18.808	41.496	<b>6.041</b>	<b>31.719</b>	21.282	7.799	<b>45.382</b>	21.659	22.061	13.377	7.615	<b>4.268</b>
			Elapsed	10.508	22.756	41.564	1:23.060	1:29.101	2:00.820	2:22.102	2:29.901	3:15.283	3:36.942	3:59.003	4:12.380	4:19.995	4:24.263
8	2	4:24.441	42:20.309	10.437	<b>12.060</b>	<b>18.606</b>	41.311	6.043	31.897	21.401	<b>7.572</b>	47.596	<b>21.598</b>	<b>20.912</b>	<b>13.323</b>	<b>7.410</b>	4.275
			Elapsed	10.437	22.497	41.103	1:22.414	1:28.457	2:00.354	2:21.755	2:29.327	3:16.923	3:38.521	3:59.433	4:12.756	4:20.166	4:24.441
9	2	6:33.451 B	48:53.760	<b>10.418</b>	12.340	18.840	<b>41.292</b>	6.044	32.553	<b>21.089</b>	23.160	1:45.960	29.492	26.662	32.798		
			Elapsed	10.418	22.758	41.598	1:22.890	1:28.934	2:01.487	2:22.576	2:45.736	4:31.696	5:01.188	5:27.850	6:00.648		6:33.451
<b>81</b>	<b>LR Motorsport</b>			<b>1.Simone BIANCO</b>				<b>Ligier JS2 R</b>									
1	1	5:45.118	5:45.118	51.251	19.136	26.031	51.332	6.283	34.204	23.648	8.614	49.038	22.332	24.695	15.537	8.485	4.532
			Elapsed	51.251	1:10.387	1:36.418	2:27.750	2:34.033	3:08.237	3:31.885	3:40.499	4:29.537	4:51.869	5:16.564	5:32.101	5:40.586	5:45.118
2	1	4:35.388	10:20.506	10.624	13.457	20.312	43.989	6.063	32.643	21.955	8.001	46.811	21.808	21.878	15.040	8.522	4.285
			Elapsed	10.624	24.081	44.393	1:28.382	1:34.445	2:07.088	2:29.043	2:37.044	3:23.855	3:45.663	4:07.541	4:22.581	4:31.103	4:35.388
3	1	<b>4:27.389</b>	14:47.895	10.445	12.738	19.299	42.335	6.025	32.063	21.708	7.757	45.837	21.645	21.547	14.455	7.352	<b>4.183</b>
			Elapsed	10.445	23.183	42.482	1:24.817	1:30.842	2:02.905	2:24.613	2:32.370	3:18.207	3:39.852	4:01.399	4:15.854	4:23.206	4:27.389
4	1	6:02.757	20:50.652	<b>10.402</b>	12.354	20.776	41.922	6.396	1:03.671	1:01.375	11.137	1:06.650	21.792	21.110	<b>13.612</b>	<b>7.299</b>	4.261
			Elapsed	10.402	22.756	43.532	1:25.454	1:31.850	2:35.521	3:36.896	3:48.033	4:54.683	5:16.475	5:37.585	5:51.197	5:58.496	6:02.757
5	1	4:30.385 B	25:21.037	10.438	<b>12.210</b>	<b>18.670</b>	<b>41.452</b>	<b>6.004</b>	<b>31.682</b>	<b>21.583</b>	<b>7.641</b>	<b>45.305</b>	21.482	<b>21.060</b>	14.358		
			Elapsed	10.438	22.648	41.318	1:22.770	1:28.774	2:00.456	2:22.039	2:29.680	3:14.985	3:36.467	3:57.527	4:11.885	4:30.385	
6	1	7:29.360 B	32:50.397	2:24.245	13.461	18.914	41.897	6.075	32.307	21.749	7.760	45.363	<b>21.385</b>	41.870	26.343		
			Elapsed	2:24.245	2:37.706	2:56.620	3:38.517	3:44.592	4:16.899	4:38.648	4:46.408	5:31.771	5:53.156	6:35.026	7:01.369	7:29.360	
7	1	15:01.291 B	47:51.688	10:00.409	18.258	23.453	49.395	6.234	39.016	24.848	8.732	51.308	22.283	23.706	14.792		
			Elapsed	10:00.409	10:18.667	10:42.120	11:31.515	11:37.749	12:16.765	12:41.613	12:50.345	13:41.653	14:03.936	14:27.642	14:42.434	15:01.291	



# Ligier European Series

## Le Mans Heat

### Free Practice

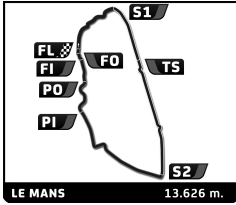
### Section Analysis



■ Personal Best    
 ■ Session Best    
 ■ Crossing the pit lane

Lap	D	Time	Elapsed	SCL2	Z4	IP1	Z12	SCLC	A7-1	IP2	A8-1	SCLB	PORIN	POROUT	SCL1	FORDOUT	FL	
<b>83</b>	<b>Trajectus Motorsport</b>			<b>1. Charles LAMBERT</b>													Ligier JS2 R	
1	1	5:59.086	5:59.086	1:01.243	21.325	28.925	49.266	6.368	35.081	23.181	8.690	49.279	22.202	24.593	15.409	8.922	4.602	
			Elapsed	1:01.243	1:22.568	1:51.493	2:40.759	2:47.127	3:22.208	3:45.389	3:54.079	4:43.358	5:05.560	5:30.153	5:45.562	5:54.484	5:59.086	
2	1	4:35.608	10:34.694	10.924	14.580	20.495	43.980	6.054	32.510	21.762	7.887	45.948	21.242	23.371	14.305	7.889	4.661	
			Elapsed	10.924	25.504	45.999	1:29.979	1:36.033	2:08.543	2:30.305	2:38.192	3:24.140	3:45.382	4:08.753	4:23.058	4:30.947	4:35.608	
3	1	4:27.782	15:02.476	10.567	12.811	19.415	42.206	6.023	32.467	21.505	7.553	45.920	21.394	21.597	14.176	7.827	4.321	
			Elapsed	10.567	23.378	42.793	1:24.999	1:31.022	2:03.489	2:24.994	2:32.547	3:18.467	3:39.861	4:01.458	4:15.634	4:23.461	4:27.782	
4	1	5:58.493	21:00.969	10.405	12.549	19.175	42.340	6.161	1:21.766	1:01.173	9.213	46.420	21.406	21.887	13.946	7.657	4.395	
			Elapsed	10.405	22.954	42.129	1:24.469	1:30.630	2:52.396	3:53.569	4:02.782	4:49.202	5:10.608	5:32.495	5:46.441	5:54.098	5:58.493	
5	1	4:29.755	25:30.724	10.445	12.780	19.868	43.252	6.371	32.741	21.602	7.500	46.194	21.554	21.381	13.923	7.803	4.341	
			Elapsed	10.445	23.225	43.093	1:26.345	1:32.716	2:05.457	2:27.059	2:34.559	3:20.753	3:42.307	4:03.688	4:17.611	4:25.414	4:29.755	
6	1	<span style="background-color: green;">4:25.434</span>	29:56.158	10.463	12.734	19.446	41.830	5.974	31.605	21.250	<span style="background-color: green;">7.349</span>	44.925	21.204	22.428	13.952	7.927	4.347	
			Elapsed	10.463	23.197	42.643	1:24.473	1:30.447	2:02.052	2:23.302	2:30.651	3:15.576	3:36.780	3:59.208	4:13.160	4:21.087	4:25.434	
7	1	4:31.547 <b>B</b>	34:27.705	10.452	12.658	18.765	41.576	6.050	31.943	<span style="background-color: green;">21.124</span>	7.513	45.161	22.149	21.624	14.268			
			Elapsed	10.452	23.110	41.875	1:23.451	1:29.501	2:01.444	2:22.568	2:30.081	3:15.242	3:37.391	3:59.015	4:13.283			4:31.547
8	1	6:13.964	40:41.669	1:58.511	13.772	19.375	41.958	5.971	32.319	21.552	7.477	45.244	21.289	20.975	<span style="background-color: green;">13.762</span>	<span style="background-color: green;">7.488</span>	4.271	
			Elapsed	1:58.511	2:12.283	2:31.658	3:13.616	3:19.587	3:51.906	4:13.458	4:20.935	5:06.179	5:27.468	5:48.443	6:02.205	6:09.693	6:13.964	
9	1	4:20.916	45:02.585	<span style="background-color: green;">10.377</span>	<span style="background-color: green;">12.192</span>	<span style="background-color: green;">18.596</span>	<span style="background-color: green;">41.188</span>	<span style="background-color: green;">5.946</span>	<span style="background-color: green;">31.478</span>	21.236	7.426	<span style="background-color: green;">44.852</span>	<span style="background-color: green;">21.095</span>	<span style="background-color: green;">20.812</span>	14.029	7.498	<span style="background-color: green;">4.191</span>	
			Elapsed	10.377	22.569	41.165	1:22.353	1:28.299	1:59.777	2:21.013	2:28.439	3:13.291	3:34.386	3:55.198	4:09.227	4:16.725	4:20.916	

Lap	D	Time	Elapsed	SCL2	Z4	IP1	Z12	SCLC	A7-1	IP2	A8-1	SCLB	PORIN	POROUT	SCL1	FORDOUT	FL	
<b>84</b>	<b>Trajectus Motorsport</b>			<b>1. Jack TABERY</b>						<b>2. Martin TABERY</b>						Ligier JS2 R		
1	2	6:13.003	6:13.003	59.810	28.937	28.824	52.689	6.445	36.675	24.198	8.597	49.651	23.109	25.841	14.924	8.792	4.511	
			Elapsed	59.810	1:28.747	1:57.571	2:50.260	2:56.705	3:33.380	3:57.578	4:06.175	4:55.826	5:18.935	5:44.776	5:59.700	6:08.492	6:13.003	
2	2	4:39.472	10:52.475	10.652	13.829	21.597	44.029	6.099	33.450	22.584	8.264	47.332	22.145	22.762	14.404	7.907	4.418	
			Elapsed	10.652	24.481	46.078	1:30.107	1:36.206	2:09.656	2:32.240	2:40.504	3:27.836	3:49.981	4:12.743	4:27.147	4:35.054	4:39.472	
3	2	4:37.569	15:30.044	10.578	13.029	20.448	43.350	6.096	33.187	22.322	8.940	47.292	22.029	23.526	14.437	7.936	4.399	
			Elapsed	10.578	23.607	44.055	1:27.405	1:33.501	2:06.688	2:29.010	2:37.950	3:25.242	3:47.271	4:10.797	4:25.234	4:33.170	4:37.569	
4	2	6:06.161	21:36.205	10.575	12.826	19.667	1:20.199	13.292	1:18.283	24.550	8.004	47.287	22.211	22.629	14.474	7.803	4.361	
			Elapsed	10.575	23.401	43.068	2:03.267	2:16.559	3:34.842	3:59.392	4:07.396	4:54.683	5:16.894	5:39.523	5:53.997	6:01.800	6:06.161	
5	2	4:38.049 <b>B</b>	26:14.254	10.562	12.943	19.585	42.531	6.075	32.330	22.077	7.955	46.986	22.252	22.407	14.050			
			Elapsed	10.562	23.505	43.090	1:25.621	1:31.696	2:04.026	2:26.103	2:34.058	3:21.044	3:43.296	4:05.703	4:19.753			4:38.049
6	1	6:20.736	32:34.990	1:55.930	14.280	20.557	43.234	6.064	32.329	22.016	7.736	46.300	21.971	22.639	15.548	7.885	<span style="background-color: green;">4.247</span>	
			Elapsed	1:55.930	2:10.210	2:30.767	3:14.001	3:20.065	3:52.394	4:14.410	4:22.146	5:08.446	5:30.417	5:53.056	6:08.604	6:16.489	6:20.736	
7	1	4:28.394	37:03.384	<span style="background-color: green;">10.459</span>	12.676	19.349	<span style="background-color: green;">41.671</span>	6.068	32.444	21.838	<span style="background-color: green;">7.488</span>	46.548	21.851	22.024	14.046	7.673	4.259	
			Elapsed	10.459	23.135	42.484	1:24.155	1:30.223	2:02.667	2:24.505	2:31.993	3:18.541	3:40.392	4:02.416	4:16.462	4:24.135	4:28.394	
8	1	4:27.707	41:31.091	10.505	12.589	<span style="background-color: green;">19.198</span>	42.054	6.044	32.436	<span style="background-color: green;">21.813</span>	7.564	46.449	21.764	21.755	13.786	7.461	4.289	
			Elapsed	10.505	23.094	42.292	1:24.346	1:30.390	2:02.826	2:24.639	2:32.203	3:18.652	3:40.416	4:02.171	4:15.957	4:23.418	4:27.707	
9	1	<span style="background-color: green;">4:26.143</span>	45:57.234	10.524	<span style="background-color: green;">12.484</span>	19.579	41.880	<span style="background-color: green;">6.030</span>	<span style="background-color: green;">32.323</span>	21.859	7.609	<span style="background-color: green;">45.622</span>	<span style="background-color: green;">21.744</span>	<span style="background-color: green;">21.172</span>	<span style="background-color: green;">13.617</span>	<span style="background-color: green;">7.408</span>	4.292	
			Elapsed	10.524	23.008	42.587	1:24.467	1:30.497	2:02.820	2:24.679	2:32.288	3:17.910	3:39.654	4:00.826	4:14.443	4:21.851	4:26.143	



# Ligier European Series

## Le Mans Heat

### Free Practice

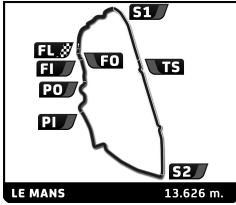


## Section Analysis

■ Personal Best    
 ■ Session Best    
 ■ Crossing the pit lane

Lap	D	Time	Elapsed	SCL2	Z4	IP1	Z12	SCLC	A7-1	IP2	A8-1	SCLB	PORIN	POROUT	SCL1	FORDOUT	FL
<b>88</b>	<b>23Events Racing</b>			<b>1. Marcus TERKILDSEN</b>													Ligier JS2 R
1	1	5:39.904	5:39.904	55.419	17.494	24.862	47.284			23.133	8.612			24.446	14.839	8.550	4.454
			Elapsed	55.419	1:12.913	1:37.775	2:25.059		3:05.127	3:28.260	3:36.872		4:47.615	5:12.061	5:26.900	5:35.450	5:39.904
2	1	4:33.796	10:13.700	10.659	13.418	20.097	43.013			22.308	8.151	46.735	21.894	22.340	13.930		
			Elapsed	10.659	24.077	44.174	1:27.187		2:06.333	2:28.641	2:36.792	3:23.527	3:45.421	4:07.761	4:21.691		4:33.796
3	1	4:30.240	14:43.940	10.547	12.611	19.132	41.999			21.971	7.964	45.838	21.876	24.338	13.794		
			Elapsed	10.547	23.158	42.290	1:24.289		2:02.560	2:24.531	2:32.495	3:18.333	3:40.209	4:04.547	4:18.341		4:30.240
4	1	5:57.091	20:41.031	10.537	12.215	18.820	41.456			1:01.496	11.096			21.382	13.922	7.327	4.321
			Elapsed	10.537	22.752	41.572	1:23.028		2:07.594	3:09.090	3:20.186		5:10.139	5:31.521	5:45.443	5:52.770	5:57.091
5	1	5:11.687 <b>B</b>	25:52.718	10.532	12.137	18.497	41.346			21.637	12.257			20.762	13.763		
			Elapsed	10.532	22.669	41.166	1:22.512		2:00.355	2:21.992	2:34.249		4:19.313	4:40.075	4:53.838		5:11.687
6	1	7:45.782	33:38.500	3:31.624	14.178	18.991	41.667			21.458	7.595	45.369	21.588	20.732	13.301	7.261	4.289
			Elapsed	3:31.624	3:45.802	4:04.793	4:46.460		5:24.189	5:45.647	5:53.242	6:38.611	7:00.199	7:20.931	7:34.232	7:41.493	7:45.782
7	1	4:20.980	37:59.480	10.430	12.179	18.870	41.392			21.306	7.535	44.730	21.469	20.486	13.469		
			Elapsed	10.430	22.609	41.479	1:22.871		2:00.549	2:21.855	2:29.390	3:14.120	3:35.589	3:56.075	4:09.544		4:20.980
8	1	4:22.724	42:22.204	10.395	12.578	18.405	40.850			21.108	7.433	47.542	21.500	20.563	13.359		
			Elapsed	10.395	22.973	41.378	1:22.228		1:59.726	2:20.834	2:28.267	3:15.809	3:37.309	3:57.872	4:11.231		4:22.724
9	1	4:19.160	46:41.364	10.405	11.978	18.320	40.713			21.407	7.556			20.385	13.351	7.062	4.166
			Elapsed	10.405	22.383	40.703	1:21.416		1:58.921	2:20.328	2:27.884		3:34.196	3:54.581	4:07.932	4:14.994	4:19.160

Lap	D	Time	Elapsed	SCL2	Z4	IP1	Z12	SCLC	A7-1	IP2	A8-1	SCLB	PORIN	POROUT	SCL1	FORDOUT	FL
<b>90</b>	<b>LADC Motorsport</b>			<b>1. Clement LOEUL</b>													Ligier JS2 R
1	1	7:56.774	7:56.774	2:40.915	21.503	27.644	1:02.933	6.453	38.340	24.334	8.340	49.231	22.804	26.157	15.176	8.323	4.621
			Elapsed	2:40.915	3:02.418	3:30.062	4:32.995	4:39.448	5:17.788	5:42.122	5:50.462	6:39.693	7:02.497	7:28.654	7:43.830	7:52.153	7:56.774
2	1	4:38.409	12:35.183	11.050	13.859	20.837	43.165	6.123	33.016	22.463	7.833	47.123	22.227	24.468	14.037	7.831	4.377
			Elapsed	11.050	24.909	45.746	1:28.911	1:35.034	2:08.050	2:30.513	2:38.346	3:25.469	3:47.696	4:12.164	4:26.201	4:34.032	4:38.409
3	1	5:08.054	17:43.237	10.705	12.824	19.234	42.024	6.114	32.388	22.320	7.665	45.811	21.932	34.402	34.787	10.541	7.307
			Elapsed	10.705	23.529	42.763	1:24.787	1:30.901	2:03.289	2:25.609	2:33.274	3:19.085	3:41.017	4:15.419	4:50.206	5:00.747	5:08.054
4	1	5:10.747	22:53.984	26.896	21.951	36.613	42.786	6.124	32.393	21.812	7.575	45.497	21.742	21.793	13.572	7.518	4.475
			Elapsed	26.896	48.847	1:25.460	2:08.246	2:14.370	2:46.763	3:08.575	3:16.150	4:01.647	4:23.389	4:45.182	4:58.754	5:06.272	5:10.747
5	1	4:25.127	27:19.111	10.603	12.399	18.789	41.497	6.040	31.972	21.602	7.512	45.462	21.648	22.068	13.734	7.544	4.257
			Elapsed	10.603	23.002	41.791	1:23.288	1:29.328	2:01.300	2:22.902	2:30.414	3:15.876	3:37.524	3:59.592	4:13.326	4:20.870	4:25.127
6	1	4:23.447	31:42.558	10.522	12.330	18.690	41.695	6.032	32.118	21.632	7.521	45.323	21.677	20.800	13.545	7.247	4.315
			Elapsed	10.522	22.852	41.542	1:23.237	1:29.269	2:01.387	2:23.019	2:30.540	3:15.863	3:37.540	3:58.340	4:11.885	4:19.132	4:23.447
7	1	4:21.784	36:04.342	10.568	12.146	18.425	41.771	6.186	32.007	21.336	7.429	44.833	21.556	20.585	13.434	7.232	4.276
			Elapsed	10.568	22.714	41.139	1:22.910	1:29.096	2:01.103	2:22.439	2:29.868	3:14.701	3:36.257	3:56.842	4:10.276	4:17.508	4:21.784
8	1	4:22.427	40:26.769	10.521	12.153	18.694	41.346	6.043	32.045	21.625	7.523	45.193	21.664	20.456	13.491	7.328	4.345
			Elapsed	10.521	22.674	41.368	1:22.714	1:28.757	2:00.802	2:22.427	2:29.950	3:15.143	3:36.807	3:57.263	4:10.754	4:18.082	4:22.427
9	1	4:32.080 <b>B</b>	44:58.849	10.552	12.082	18.475	41.217	6.021	32.033	21.564	7.509	45.014	21.758	21.180	15.425		
			Elapsed	10.552	22.634	41.109	1:22.326	1:28.347	2:00.380	2:21.944	2:29.453	3:14.467	3:36.225	3:57.405	4:12.830		4:32.080



**Ligier European Series**  
**Le Mans Heat**  
**Free Practice**

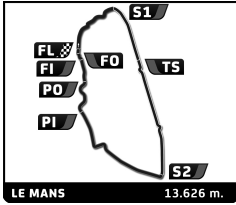


**Section Analysis**

■ Personal Best   ■ Session Best   ■ Crossing the pit lane

Lap	D	Time	Elapsed	SCL2	Z4	IP1	Z12	SCLC	A7-1	IP2	A8-1	SCLB	PORIN	POROUT	SCL1	FORDOUT	FL
<b>93</b>	<b>Petrogold</b>			1.Christian GARDUÑO				2.Andrei DUNA				Ligier JS P4					
1	2	5:23.770	5:23.770	31.123	21.057	27.109	51.000	6.022	36.699	22.809	8.226	47.983	22.281	22.720	14.044	8.358	4.339
			Elapsed	31.123	52.180	1:19.289	2:10.289	2:16.311	2:53.010	3:15.819	3:24.045	4:12.028	4:34.309	4:57.029	5:11.073	5:19.431	5:23.770
2	2	<b>4:17.860</b>	9:41.630	10.217	12.363	18.871	41.215	5.828	31.010	20.739	7.387	44.318	20.958	<b>20.360</b>	<b>13.031</b>	<b>7.303</b>	<b>4.260</b>
			Elapsed	10.217	22.580	41.451	1:22.666	1:28.494	1:59.504	2:20.243	2:27.630	3:11.948	3:32.906	3:53.266	4:06.297	4:13.600	4:17.860
3	2	5:16.242 <b>B</b>	14:57.872	<b>10.028</b>	<b>11.861</b>	<b>18.154</b>	<b>39.534</b>	<b>5.756</b>	<b>30.594</b>	<b>20.396</b>	<b>7.331</b>	<b>43.851</b>	<b>20.918</b>	49.857	23.457		
			Elapsed	10.028	21.889	40.043	1:19.577	1:25.333	1:55.927	2:16.323	2:23.654	3:07.505	3:28.423	4:18.280	4:41.737		5:16.242

Lap	D	Time	Elapsed	SCL2	Z4	IP1	Z12	SCLC	A7-1	IP2	A8-1	SCLB	PORIN	POROUT	SCL1	FORDOUT	FL
<b>94</b>	<b>Pegasus Racing</b>			1.Alain MEYER				Ligier JS2 R									
1	1	7:08.820	7:08.820	1:30.490	20.551	32.251	54.339	6.766	40.464	26.363	9.278	59.514	25.187	29.654	19.009	10.187	4.767
			Elapsed	1:30.490	1:51.041	2:23.292	3:17.631	3:24.397	4:04.861	4:31.224	4:40.502	5:40.016	6:05.203	6:34.857	6:53.866	7:04.053	7:08.820
2	1	5:00.531	12:09.351	11.872	15.647	23.285	46.520	6.303	34.497	23.333	9.022	50.775	23.574	26.349	15.711	8.974	4.669
			Elapsed	11.872	27.519	50.804	1:37.324	1:43.627	2:18.124	2:41.457	2:50.479	3:41.254	4:04.828	4:31.177	4:46.888	4:55.862	5:00.531
3	1	5:10.344	17:19.695	11.096	14.386	23.059	45.789	6.333	34.737	22.799	8.549	49.508	23.796	30.479	24.797	9.882	5.134
			Elapsed	11.096	25.482	48.541	1:34.330	1:40.663	2:15.400	2:38.199	2:46.748	3:36.256	4:00.052	4:30.531	4:55.328	5:05.210	5:10.344
4	1	5:25.633	22:45.328	16.518	16.216	25.106	1:11.245	6.231	33.795	22.337	8.400	48.989	22.695	25.311	15.334	8.895	4.561
			Elapsed	16.518	32.734	57.840	2:09.085	2:15.316	2:49.111	3:11.448	3:19.848	4:08.837	4:31.532	4:56.843	5:12.177	5:21.072	5:25.633
5	1	4:43.847	27:29.175	10.740	13.520	22.121	43.796	6.171	33.311	22.790	8.245	48.345	22.655	24.232	14.752	8.636	4.533
			Elapsed	10.740	24.260	46.381	1:30.177	1:36.348	2:09.659	2:32.449	2:40.694	3:29.039	3:51.694	4:15.926	4:30.678	4:39.314	4:43.847
6	1	4:44.561	32:13.736	10.696	14.348	21.636	43.534	<b>6.069</b>	33.490	21.845	<b>7.903</b>	47.437	22.231	27.558	14.767	8.492	4.555
			Elapsed	10.696	25.044	46.680	1:30.214	1:36.283	2:09.773	2:31.618	2:39.521	3:26.958	3:49.189	4:16.747	4:31.514	4:40.006	4:44.561
7	1	4:38.557	36:52.293	10.713	13.497	20.737	43.132	6.167	32.927	<b>21.755</b>	8.455	47.897	22.236	<b>23.559</b>	14.700	8.294	4.488
			Elapsed	10.713	24.210	44.947	1:28.079	1:34.246	2:07.173	2:28.928	2:37.383	3:25.280	3:47.516	4:11.075	4:25.775	4:34.069	4:38.557
8	1	<b>4:37.678</b>	41:29.971	<b>10.635</b>	13.266	<b>20.490</b>	43.187	6.178	32.987	21.982	8.209	47.635	22.334	<b>23.559</b>	<b>14.499</b>	<b>8.288</b>	<b>4.429</b>
			Elapsed	10.635	23.901	44.391	1:27.578	1:33.756	2:06.743	2:28.725	2:36.934	3:24.569	3:46.903	4:10.462	4:24.961	4:33.249	4:37.678
9	1	4:49.918 <b>B</b>	46:19.889	10.707	<b>12.995</b>	21.495	<b>42.772</b>	6.080	<b>32.848</b>	21.886	7.961	<b>47.163</b>	<b>22.200</b>	23.918	19.418		
			Elapsed	10.707	23.702	45.197	1:27.969	1:34.049	2:06.897	2:28.783	2:36.744	3:23.907	3:46.107	4:10.025	4:29.443		4:49.918



# Ligier European Series

## Le Mans Heat

### Free Practice



## Section Analysis

■ Personal Best    
 ■ Session Best    
 ■ Crossing the pit lane

Lap	D	Time	Elapsed	SCL2	Z4	IP1	Z12	SCLC	A7-1	IP2	A8-1	SCLB	PORIN	POROUT	SCL1	FORDOUT	FL
<b>99</b>		<b>Team Virage</b>		<b>1.Arnaud MALIZIA</b>				<b>2.Victor AEGERTER</b>									<b>Ligier JS P4</b>
1	1	4:56.559	4:56.559	22.652	17.795	24.266	45.016	5.876	33.439	21.729	8.305	46.870	21.405	22.715	13.953	8.037	4.501
			Elapsed	22.652	40.447	1:04.713	1:49.729	1:55.605	2:29.044	2:50.773	2:59.078	3:45.948	4:07.353	4:30.068	4:44.021	4:52.058	4:56.559
2	1	4:20.657	9:17.216	10.235	12.873	19.109	41.301	5.770	31.557	20.745	7.470	44.877	20.639	20.718	13.512	7.571	4.280
			Elapsed	10.235	23.108	42.217	1:23.518	1:29.288	2:00.845	2:21.590	2:29.060	3:13.937	3:34.576	3:55.294	4:08.806	4:16.377	4:20.657
3	1	4:18.648	13:35.864	10.076	12.155	18.408	40.647	5.790	30.847	20.392	7.413	44.133	20.960	22.509	13.463	7.704	4.151
			Elapsed	10.076	22.231	40.639	1:21.286	1:27.076	1:57.923	2:18.315	2:25.728	3:09.861	3:30.821	3:53.330	4:06.793	4:14.497	4:18.648
4	1	5:47.581	19:23.445	9.966	11.957	18.348	40.907	5.684	30.497	21.140	7.857	56.963	56.720	48.215	26.940	8.132	4.255
			Elapsed	9.966	21.923	40.271	1:21.178	1:26.862	1:57.359	2:18.499	2:26.356	3:23.319	4:20.039	5:08.254	5:35.194	5:43.326	5:47.581
5	1	4:16.475	23:39.920	9.989	12.294	18.652	40.374	5.749	30.745	20.815	7.530	44.250	20.755	20.700	13.149	7.389	4.084
			Elapsed	9.989	22.283	40.935	1:21.309	1:27.058	1:57.803	2:18.618	2:26.148	3:10.398	3:31.153	3:51.853	4:05.002	4:12.391	4:16.475
6	1	4:13.471	27:53.391	9.972	11.686	17.958	39.975	5.698	30.666	20.537	7.409	43.870	20.555	20.664	13.148	7.215	4.118
			Elapsed	9.972	21.658	39.616	1:19.591	1:25.289	1:55.955	2:16.492	2:23.901	3:07.771	3:28.326	3:48.990	4:02.138	4:09.353	4:13.471
7	1	4:14.348	32:07.739	9.996	11.624	17.855	39.880	5.721	30.498	20.421	7.323	43.654	20.413	22.156	13.225	7.442	4.140
			Elapsed	9.996	21.620	39.475	1:19.355	1:25.076	1:55.574	2:15.995	2:23.318	3:06.972	3:27.385	3:49.541	4:02.766	4:10.208	4:14.348
8	1	4:20.373 <b>B</b>	36:28.112	9.968	11.993	18.060	39.559	5.736	30.526	20.206	7.346	43.689	20.505	21.057	13.843		
			Elapsed	9.968	21.961	40.021	1:19.580	1:25.316	1:55.842	2:16.048	2:23.394	3:07.083	3:27.588	3:48.645	4:02.488		4:20.373
9	2	6:32.302	43:00.414	1:58.668	15.408	21.547	44.197	6.319	34.135	23.086	8.036	49.295	22.796	22.387	14.268	7.569	4.591
			Elapsed	1:58.668	2:14.076	2:35.623	3:19.820	3:26.139	4:00.274	4:23.360	4:31.396	5:20.691	5:43.487	6:05.874	6:20.142	6:27.711	6:32.302
10	2	4:24.954	47:25.368	11.022	12.419	19.556	42.913	6.181	32.861	20.878	7.418	44.683	20.721	21.385	13.297	7.501	4.119
			Elapsed	11.022	23.441	42.997	1:25.910	1:32.091	2:04.952	2:25.830	2:33.248	3:17.931	3:38.652	4:00.037	4:13.334	4:20.835	4:24.954