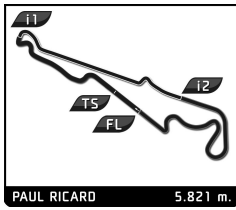


LIGIER

EUROPEAN SERIES



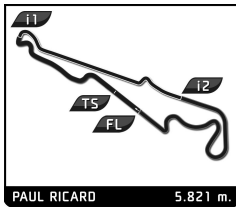
Ligier European Series Le Castellet Heat Race 2

Sector Analysis

| Lap under Red Flag | | | | | | | | | | | Invalidated Lap | Personal Best | Session Best | B Crossing the pit lane | |
|--------------------|---|-----------------------|----------|----------|----------|--------|--------------|-----|---|----------|-----------------|---------------|--------------|-------------------------|-------------|
| Lap | D | Time | Sector 1 | Sector 2 | Sector 3 | T. Spd | Elapsed | Lap | D | Time | Sector 1 | Sector 2 | Sector 3 | T. Spd | Elapsed |
| 1 | | Team Virage | | | | | Ligier JS P4 | | | | | | | | |
| | | 1.Sebastien KAWPENG | | | | | JS P4 | | | | | | | | |
| | | 2.Brandon MCCAUGHAN | | | | | | | | | | | | | |
| 1 | 1 | 2:14.047 | 37.682 | 41.170 | 55.195 | | 2:14.047 | 21 | 1 | 2:16.504 | 36.151 | 42.513 | 57.840 | 225.5 | 50:08.413 |
| 2 | 1 | 2:19.547 | 34.799 | 42.184 | 1:02.564 | 234.3 | 4:33.594 | 22 | 1 | 2:16.940 | 36.305 | 42.643 | 57.992 | 227.8 | 52:25.353 |
| 3 | 1 | 2:11.679 | 34.930 | 40.854 | 55.895 | 234.8 | 6:45.273 | 23 | 1 | 2:16.807 | 36.120 | 42.574 | 58.113 | 227.4 | 54:42.160 |
| 4 | 1 | 2:11.561 | 35.253 | 40.734 | 55.574 | 230.3 | 8:56.834 | 24 | 1 | 2:19.441 | 36.210 | 42.752 | 1:00.479 | 225.0 | 57:01.601 |
| 5 | 1 | 2:10.748 | 34.704 | 40.884 | 55.160 | 233.3 | 11:07.582 | 25 | 1 | 3:01.685 | 36.339 | 47.465 | 1:37.881 | 224.5 | 1:00:03.286 |
| 6 | 1 | 2:10.369 | 34.644 | 40.752 | 54.973 | 234.3 | 13:17.951 | 26 | 1 | 3:30.014 | 1:03.832 | 1:10.383 | 1:15.799 | | 1:03:33.300 |
| 7 | 1 | 2:10.631 | 34.829 | 40.677 | 55.125 | 233.8 | 15:28.582 | | | | | | | | |
| 8 | 1 | 2:10.397 | 34.684 | 40.724 | 54.989 | 234.3 | 17:38.979 | | | | | | | | |
| 9 | 1 | 2:12.028 | 34.795 | 41.249 | 55.984 | 236.3 | 19:51.007 | | | | | | | | |
| 10 | 1 | 2:10.625 | 34.611 | 40.961 | 55.053 | 235.3 | 22:01.632 | | | | | | | | |
| 11 | 1 | 2:12.262 | 34.962 | 41.657 | 55.643 | 234.3 | 24:13.894 | | | | | | | | |
| 12 | 1 | 2:10.638 | 34.755 | 40.773 | 55.110 | 236.8 | 26:24.532 | | | | | | | | |
| 13 | 1 | 2:17.977 | B 34.683 | 40.955 | 1:02.339 | 236.3 | 28:42.509 | | | | | | | | |
| 14 | 2 | 3:47.707 | 2:11.754 | 41.025 | 54.928 | 137.4 | 32:30.216 | | | | | | | | |
| 15 | 2 | 2:09.804 | 34.602 | 40.695 | 54.507 | 232.8 | 34:40.020 | | | | | | | | |
| 16 | 2 | 2:09.152 | 34.119 | 40.255 | 54.778 | 234.3 | 36:49.172 | | | | | | | | |
| 17 | 2 | 2:14.752 | 34.270 | 44.396 | 59.086 | 233.8 | 39:03.924 | | | | | | | | |
| 18 | 2 | 2:09.722 | 34.345 | 40.567 | 54.810 | 233.3 | 41:13.646 | | | | | | | | |
| 19 | 2 | 2:10.083 | 34.399 | 40.709 | 54.975 | 234.3 | 43:23.729 | | | | | | | | |
| 20 | 2 | 2:17.650 | B 34.310 | 40.933 | 1:02.407 | 235.3 | 45:41.379 | | | | | | | | |
| 21 | 2 | 2:27.261 | 50.732 | 40.567 | 55.962 | 142.7 | 48:08.640 | | | | | | | | |
| 22 | 2 | 2:09.706 | 34.525 | 40.584 | 54.597 | 231.8 | 50:18.346 | | | | | | | | |
| 23 | 2 | 2:09.781 | 34.515 | 40.484 | 54.782 | 236.3 | 52:28.127 | | | | | | | | |
| 24 | 2 | 2:11.813 | 34.645 | 41.655 | 55.513 | 235.8 | 54:39.940 | | | | | | | | |
| 25 | 2 | 2:15.137 | 34.505 | 41.855 | 58.777 | 233.3 | 56:55.077 | | | | | | | | |
| 26 | 2 | 3:07.301 | 38.424 | 51.138 | 1:37.739 | 195.3 | 1:00:02.378 | | | | | | | | |
| 27 | 2 | 3:30.378 | 1:04.053 | 1:09.530 | 1:16.795 | | 1:03:32.756 | | | | | | | | |
| 3 | | LR Motorsport | | | | | Ligier JS2 R | | | | | | | | |
| | | 1.Noah ROSSER | | | | | JS2 R | | | | | | | | |
| | | 2.Andrea FRIZZA | | | | | | | | | | | | | |
| 1 | 2 | 2:28.770 | 43.835 | 45.018 | 59.917 | | 2:28.770 | 21 | 1 | 2:16.504 | 36.151 | 42.513 | 57.840 | 225.5 | 50:08.413 |
| 2 | 2 | 2:18.264 | 36.709 | 42.797 | 58.755 | 224.1 | 4:47.031 | 22 | 1 | 2:16.940 | 36.305 | 42.643 | 57.992 | 227.8 | 52:25.353 |
| 3 | 2 | 2:17.517 | 36.314 | 42.726 | 58.477 | 224.1 | 7:04.548 | 23 | 1 | 2:16.807 | 36.120 | 42.574 | 58.113 | 227.4 | 54:42.160 |
| 4 | 2 | 2:17.137 | 36.237 | 42.568 | 58.332 | 223.1 | 9:21.685 | 24 | 1 | 2:19.441 | 36.210 | 42.752 | 1:00.479 | 225.0 | 57:01.601 |
| 5 | 2 | 2:16.862 | 36.138 | 42.485 | 58.239 | 225.0 | 11:38.547 | 25 | 1 | 3:01.685 | 36.339 | 47.465 | 1:37.881 | 224.5 | 1:00:03.286 |
| 6 | 2 | 2:17.268 | 36.145 | 42.544 | 58.579 | 223.6 | 13:55.815 | 26 | 1 | 3:30.014 | 1:03.832 | 1:10.383 | 1:15.799 | | 1:03:33.300 |
| 7 | 2 | 2:17.813 | 36.721 | 42.431 | 58.661 | 220.0 | 16:13.628 | | | | | | | | |
| 8 | 2 | 2:18.891 | 37.046 | 43.671 | 58.174 | 221.8 | 18:32.519 | | | | | | | | |
| 9 | 2 | 2:16.421 | 36.114 | 42.424 | 57.883 | 224.5 | 20:48.940 | | | | | | | | |
| 10 | 2 | 2:16.397 | 35.979 | 42.574 | 57.844 | 225.0 | 23:05.337 | | | | | | | | |
| 11 | 2 | 2:16.887 | 36.424 | 42.560 | 57.903 | 224.5 | 25:22.224 | | | | | | | | |
| 12 | 2 | 3:51.397 | B 36.149 | 42.599 | 2:32.649 | 224.1 | 29:13.621 | | | | | | | | |
| 13 | 1 | 2:37.403 | 55.319 | 43.234 | 58.850 | 134.5 | 31:51.024 | | | | | | | | |
| 14 | 1 | 2:17.045 | 36.356 | 42.655 | 58.034 | 223.6 | 34:08.069 | | | | | | | | |
| 15 | 1 | 2:18.027 | 36.405 | 42.310 | 59.312 | 225.9 | 36:26.096 | | | | | | | | |
| 16 | 1 | 2:16.850 | 36.280 | 42.511 | 58.059 | 225.9 | 38:42.946 | | | | | | | | |
| 17 | 1 | 2:16.777 | 36.055 | 42.343 | 58.379 | 226.9 | 40:59.723 | | | | | | | | |
| 18 | 1 | 2:17.434 | 36.108 | 42.515 | 58.811 | 226.4 | 43:17.157 | | | | | | | | |
| 19 | 1 | 2:18.553 | 36.071 | 42.525 | 59.957 | 218.2 | 45:35.710 | | | | | | | | |
| 20 | 1 | 2:16.199 | 35.971 | 42.450 | 57.778 | 226.4 | 47:51.909 | | | | | | | | |
| 6 | | ANS Motorsport | | | | | Ligier JS P4 | | | | | | | | |
| | | 1.Ethan PHARAMOND | | | | | JS P4 | | | | | | | | |
| | | 2.Mika ABRAHAMS | | | | | | | | | | | | | |
| 1 | 2 | 2:14.479 | 37.991 | 41.293 | 55.195 | | 2:14.479 | 21 | 1 | 2:16.504 | 36.151 | 42.513 | 57.840 | 225.5 | 50:08.413 |
| 2 | 2 | 2:17.952 | 34.724 | 47.728 | 55.503 | 234.3 | 4:32.431 | 22 | 1 | 2:16.940 | 36.305 | 42.643 | 57.992 | 227.8 | 52:25.353 |
| 3 | 2 | 2:11.594 | 34.601 | 41.562 | 55.431 | 235.8 | 6:44.025 | 23 | 1 | 2:16.807 | 36.120 | 42.574 | 58.113 | 227.4 | 54:42.160 |
| 4 | 2 | 2:11.426 | 34.536 | 40.640 | 56.250 | 232.3 | 8:55.451 | 24 | 1 | 2:19.441 | 36.210 | 42.752 | 1:00.479 | 225.0 | 57:01.601 |
| 5 | 2 | 2:09.409 | 34.170 | 40.389 | 54.850 | 234.8 | 11:04.860 | 25 | 1 | 3:01.685 | 36.339 | 47.465 | 1:37.881 | 224.5 | 1:00:03.286 |
| 6 | 2 | 2:09.061 | 34.051 | 40.415 | 54.595 | 235.3 | 13:13.921 | 26 | 1 | 3:30.014 | 1:03.832 | 1:10.383 | 1:15.799 | | 1:03:33.300 |
| 7 | 2 | 2:08.545 | 34.007 | 40.366 | 54.172 | 234.8 | 15:22.466 | | | | | | | | |
| 8 | 2 | 2:09.874 | 34.189 | 40.440 | 55.245 | 236.3 | 17:32.340 | | | | | | | | |
| 9 | 2 | 2:08.879 | 34.110 | 40.345 | 54.424 | 233.8 | 19:41.219 | | | | | | | | |
| 10 | 2 | 2:08.914 | 34.063 | 40.621 | 54.230 | 236.3 | 21:50.133 | | | | | | | | |
| 11 | 2 | 2:10.252 | 34.124 | 40.664 | 55.464 | 237.9 | 24:00.385 | | | | | | | | |
| 12 | 2 | 2:09.753 | 34.652 | 40.520 | 54.581 | 238.9 | 26:10.138 | | | | | | | | |
| 13 | 2 | 2:09.464 | 34.295 | 40.494 | 54.675 | 235.8 | 28:19.602 | | | | | | | | |
| 14 | 2 | 2:18.739 | B 34.766 | 44.454 | 1:02.549 | 234.8 | 30:38.341 | | | | | | | | |
| 15 | 1 | 3:47.190 | 2:11.451 | 40.778 | 54.961 | 141.7 | 34:25.531 | | | | | | | | |
| 16 | 1 | 2:11.317 | 35.035 | 40.624 | 55.658 | 238.9 | 36:36.848 | | | | | | | | |
| 17 | 1 | 2:09.983 | 34.583 | 40.529 | 54.871 | 240.0 | 38:46.831 | | | | | | | | |
| 18 | 1 | 2:10.073 | 34.508 | 40.306 | 55.259 | 235.8 | 40:56.904 | | | | | | | | |
| 19 | 1 | 2:10.486 | 34.799 | 40.667 | 55.020 | 235.3 | 43:07.390 | | | | | | | | |
| 20 | 1 | 2:09.957 | 34.577 | 40.438 | 54.942 | 236.8 | 45:17.347 | | | | | | | | |
| 21 | 1 | 2:10.287 | 34.858 | 40.546 | 54.883 | 237.9 | 47:27.634 | | | | | | | | |
| 22 | 1 | 2:11.026 | 34.739 | 41.171 | 55.116 | 238.9 | 49:38.660 | | | | | | | | |
| 23 | 1 | 2:10.335 | 34.679 | 40.822 | 54.834 | 235.3 | 51:48.995 | | | | | | | | |
| 24 | 1 | 2:10.607 | 34.529 | 40.566 | 55.512 | 237.4 | 53:59.602 | | | | | | | | |
| 25 | 1 | 2:13.801 | 34.527 | 40.602 | 58.672 | 233.8 | 56:13.403 | | | | | | | | |
| 26 | 1 | 3:39.245 | 41.951 | 1:17.946 | 1:39.348 | 172.8 | 59:52.648 | | | | | | | | |
| 27 | 1 | 3:34.104 | 1:02.837 | 1:10.021 | 1:21.246 | | 1:03:26.752 | | | | | | | | |
| 7 | | LR Motorsport | | | | | Ligier JS P4 | | | | | | | | |
| | | 1.Simone RICCITELLI | | | | | JS P4 | | | | | | | | |
| | | 2.Pietro FERRI | | | | | | | | | | | | | |
| 1 | 1 | 2:11.711 | 36.201 | 41.169 | 54.341 | | 2:11.711 | 21 | 1 | 2:16.504 | 36.151 | 42.513 | 57.840 | 225.5 | 50:08.413 |
| 2 | 1 | 2:10.083 | 34.382 | 40.809 | 54.892 | 231.8 | 4:21.794 | 22 | 1 | 2:16.940 | 36.305 | 42.643 | 57.992 | 227.8 | 52:25.353 |
| 3 | 1 | 2:09.685 | 34.413 | 40.590 | 54.682 | 230.8 | 6:31.479 | 23 | 1 | 2:16.807 | 36.120 | 42.574 | 58.113 | 227.4 | 54:42.160 |
| 4 | 1 | 2:09.337 | 34.273 | 40.625 | 54.439 | 230.8 | 8:40.816 | 24 | 1 | 2:19.441 | 36.210 | 42.752 | 1:00.479 | 225.0 | 57:01.601 |
| 5 | 1 | 2:09.456 | 34.290 | 40.410 | 54.756 | 227.4 | 10:50.272 | 25 | 1 | 3:01.685 | 36.339 | 47.465 | 1:37.881 | 224.5 | 1:00:03.286 |
| 6 | 1 | 2:09.346 | 34.362 | 40.428 | 54.556 | 230.8 | 12:59.618 | 26 | 1 | 3:30.014 | 1:03.832 | 1:10.383 | 1:15.799 | | 1:03:33.300 |
| 7 | 1 | 2:08.850 | 34.194 | 40.430 | 54.226 | 231.8 | 15:08.468 | | | | | | | | |
| 8 | 1 | 2:09.084 | 34.051 | 40.558 | 54.475 | 235.3 | 17:17.552 | | | | | | | | |
| 9 | 1 | 2:09.200 | 34.268 | 40.516 | 54.416 | 232.8 | 19:26.752 | | | | | | | | |
| 10 | 1 | 2:09.077 | 34.151 | 40.536 | 54.390 | 232.8 | 21:35.829 | | | | | | | | |
| 11 | 1 | 2:09.042 | 34.081 | 40.418 | 54.543 | 231.8 | 23:44.871 | | | | | | | | |
| 12 | 1 | 2:08.778 | 34.165 | 40.335 | 54.278 | 232.8 | 25:53.649 | | | | | | | | |
| 13 | 1 | 2:09.124 | 34.205 | 40.576 | 54.343 | 230.8 | 28:02.773 | | | | | | | | |
| 14 | 1 | 2:09.181 | 34.203 | 40.602 | 54.376 | 233.8 | 30:11.954 | | | | | | | | |

LIGIER

EUROPEAN SERIES



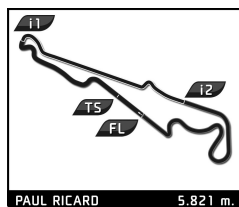
Ligier European Series Le Castellet Heat Race 2

Sector Analysis

| Lap under Red Flag | | | | | | | | | | | Invalidated Lap | Personal Best | Session Best | B Crossing the pit lane | | | |
|---|---|----------|----------|----------|----------|----------|-----------------------|-------------|---|------|-----------------|---------------|--------------|-------------------------|----------|-------------|-----------|
| Lap | D | Time | Sector 1 | Sector 2 | Sector 3 | T. Spd | Elapsed | Lap | D | Time | Sector 1 | Sector 2 | Sector 3 | T. Spd | Elapsed | | |
| 15 | 1 | 3:34.479 | B | 34.124 | 40.359 | 2:19.996 | 234.8 | 33:46.433 | 8 | 1 | 2:12.099 | 35.035 | 41.772 | 55.292 | 230.8 | 17:45.807 | |
| 16 | 2 | 2:27.797 | | 51.352 | 40.749 | 55.696 | 143.0 | 36:14.230 | 9 | 1 | 2:10.925 | 34.665 | 40.915 | 55.345 | 233.8 | 19:56.732 | |
| 17 | 2 | 2:10.945 | | 34.748 | 40.651 | 55.546 | 236.3 | 38:25.175 | 10 | 1 | 2:11.641 | 34.773 | 41.230 | 55.638 | 232.3 | 22:08.373 | |
| 18 | 2 | 2:10.095 | | 34.440 | 40.588 | 55.067 | 230.8 | 40:35.270 | 11 | 1 | 2:12.134 | 34.975 | 41.210 | 55.949 | 231.8 | 24:20.507 | |
| 19 | 2 | 2:09.577 | | 34.228 | 40.560 | 54.789 | 234.3 | 42:44.847 | 12 | 1 | 2:12.507 | 35.289 | 41.459 | 55.759 | 231.8 | 26:33.014 | |
| 20 | 2 | 2:09.732 | | 34.323 | 40.729 | 54.680 | 233.8 | 44:54.579 | 13 | 1 | 2:18.668 | B | 35.286 | 41.377 | 1:02.005 | 229.3 | 28:51.682 |
| 21 | 2 | 2:10.951 | | 34.904 | 40.824 | 55.223 | 234.8 | 47:05.530 | 14 | 2 | 3:50.792 | 2:14.374 | 41.352 | 55.066 | 140.4 | 32:42.474 | |
| 22 | 2 | 2:10.689 | | 34.588 | 40.913 | 55.188 | 234.8 | 49:16.219 | 15 | 2 | 2:15.004 | 34.549 | 40.826 | 59.629 | 230.8 | 34:57.478 | |
| 23 | 2 | 2:10.731 | | 34.839 | 40.888 | 55.004 | 235.8 | 51:26.950 | 16 | 2 | 2:10.948 | 34.947 | 40.921 | 55.080 | 231.3 | 37:08.426 | |
| 24 | 2 | 2:10.954 | | 34.740 | 41.080 | 55.134 | 234.3 | 53:37.904 | 17 | 2 | 2:10.757 | 34.520 | 40.899 | 55.338 | 231.3 | 39:19.183 | |
| 25 | 2 | 2:10.087 | | 34.451 | 40.805 | 54.831 | 230.8 | 55:47.991 | 18 | 2 | 2:10.551 | 34.891 | 40.931 | 54.729 | 230.8 | 41:29.734 | |
| 26 | 2 | 4:02.690 | | 54.871 | 1:28.139 | 1:39.680 | 213.4 | 59:50.681 | 19 | 2 | 2:10.599 | 34.639 | 41.245 | 54.715 | 231.8 | 43:40.333 | |
| 27 | 2 | 3:34.532 | 1:02.660 | 1:08.310 | 1:23.562 | | | 1:03:25.213 | 20 | 2 | 2:10.218 | 34.641 | 40.901 | 54.676 | 231.8 | 45:50.551 | |
| 9 ANS Motorsport 1.Adrien BASTIDE 2.Arthur AEGERTER | | | | | | | Ligier JS P4 JS P4 | | | | | | | | | | |
| 1 | 1 | 2:16.730 | | 39.051 | 42.307 | 55.372 | | 2:16.730 | 24 | 2 | 2:09.987 | 34.620 | 40.797 | 54.570 | 232.3 | 54:33.902 | |
| 2 | 1 | 2:12.749 | | 34.766 | 41.311 | 56.642 | 235.8 | 4:29.449 | 25 | 2 | 2:20.442 | 34.486 | 42.446 | 1:03.510 | 232.8 | 56:54.344 | |
| 3 | 1 | 2:10.231 | | 34.517 | 40.555 | 55.159 | 233.8 | 6:39.680 | 26 | 2 | 3:07.396 | 38.395 | 50.882 | 1:38.119 | 204.9 | 1:00:01.740 | |
| 4 | 1 | 2:12.163 | | 35.252 | 40.932 | 55.979 | 235.3 | 8:51.843 | 27 | 2 | 3:30.416 | 1:03.827 | 1:08.369 | 1:18.220 | | 1:03:32.156 | |
| 5 | 1 | 2:11.460 | | 34.556 | 41.603 | 55.301 | 233.8 | 11:03.303 | 14 Team Virage 1.Alex GARDNER 2.Simon SCHRANZ | | | | | | | | |
| 6 | 1 | 2:11.556 | | 34.676 | 40.759 | 56.121 | 231.3 | 13:14.859 | 1 | 2 | 2:13.294 | 37.219 | 41.118 | 54.957 | | 2:13.294 | |
| 7 | 1 | 2:11.034 | | 34.811 | 40.878 | 55.345 | 234.8 | 15:25.893 | 2 | 2 | 2:10.826 | 34.646 | 40.608 | 55.602 | 237.4 | 4:24.120 | |
| 8 | 1 | 2:10.924 | | 34.633 | 40.977 | 55.314 | 233.3 | 17:36.817 | 3 | 2 | 2:10.520 | 34.306 | 40.368 | 55.846 | 235.3 | 6:34.640 | |
| 9 | 1 | 2:11.137 | | 35.008 | 40.719 | 55.410 | 232.3 | 19:47.954 | 4 | 2 | 2:10.850 | 35.094 | 40.900 | 54.856 | 230.8 | 8:45.490 | |
| 10 | 1 | 2:10.599 | | 34.531 | 40.677 | 55.391 | 232.8 | 21:58.553 | 5 | 2 | 2:09.185 | 34.227 | 40.550 | 54.408 | 232.8 | 10:54.675 | |
| 11 | 1 | 2:10.569 | | 34.482 | 40.842 | 55.245 | 232.8 | 24:09.122 | 6 | 2 | 2:09.632 | 34.100 | 40.472 | 55.060 | 232.8 | 13:04.307 | |
| 12 | 1 | 2:10.149 | | 34.477 | 40.719 | 54.953 | 233.8 | 26:19.271 | 7 | 2 | 2:08.938 | 34.132 | 40.337 | 54.469 | 233.3 | 15:13.245 | |
| 13 | 1 | 2:20.423 | B | 34.843 | 40.895 | 1:04.685 | 232.3 | 28:39.694 | 8 | 2 | 2:09.575 | 34.073 | 40.923 | 54.579 | 231.8 | 17:22.820 | |
| 14 | 2 | 3:57.604 | 2:20.150 | 41.448 | 56.036 | 126.2 | | 32:37.298 | 9 | 2 | 2:09.513 | 34.265 | 40.819 | 54.429 | 230.8 | 19:32.333 | |
| 15 | 2 | 2:11.797 | | 34.968 | 40.942 | 55.887 | 233.3 | 34:49.095 | 10 | 2 | 2:09.251 | 34.033 | 40.664 | 54.554 | 234.3 | 21:41.584 | |
| 16 | 2 | 2:11.578 | | 34.953 | 41.009 | 55.616 | 232.8 | 37:00.673 | 11 | 2 | 2:09.587 | 34.205 | 40.673 | 54.709 | 232.8 | 23:51.171 | |
| 17 | 2 | 2:11.041 | | 34.723 | 40.835 | 55.483 | 233.3 | 39:11.714 | 12 | 2 | 2:09.858 | 34.032 | 40.759 | 55.067 | 234.3 | 26:01.029 | |
| 18 | 2 | 2:21.396 | | 43.153 | 42.671 | 55.572 | 233.3 | 41:33.110 | 13 | 2 | 2:09.537 | 34.211 | 40.579 | 54.747 | 232.8 | 28:10.566 | |
| 19 | 2 | 2:11.237 | | 34.630 | 40.847 | 55.760 | 233.3 | 43:44.347 | 14 | 2 | 2:15.787 | B | 34.271 | 40.664 | 1:00.852 | 235.3 | 30:26.353 |
| 20 | 2 | 2:11.817 | | 34.838 | 40.987 | 55.992 | 233.3 | 45:56.164 | 15 | 1 | 3:48.679 | 2:12.345 | 41.280 | 55.054 | 143.0 | 34:15.032 | |
| 21 | 2 | 2:13.023 | | 34.928 | 40.952 | 57.143 | 233.8 | 48:09.187 | 16 | 1 | 2:10.222 | 34.418 | 40.735 | 55.069 | 235.8 | 36:25.254 | |
| 22 | 2 | 2:11.406 | | 35.039 | 40.669 | 55.698 | 236.3 | 50:20.593 | 17 | 1 | 2:09.799 | 34.554 | 40.521 | 54.724 | 236.8 | 38:35.053 | |
| 23 | 2 | 2:12.060 | | 34.767 | 41.202 | 56.091 | 235.8 | 52:32.653 | 18 | 1 | 2:09.683 | 34.342 | 40.680 | 54.661 | 235.8 | 40:44.736 | |
| 24 | 2 | 2:12.189 | | 34.898 | 41.548 | 55.743 | 235.8 | 54:44.842 | 19 | 1 | 2:10.535 | 34.744 | 40.681 | 55.110 | 237.4 | 42:55.271 | |
| 25 | 2 | 2:17.197 | | 35.411 | 42.541 | 59.245 | 236.8 | 57:02.039 | 20 | 1 | 2:09.785 | 34.268 | 40.650 | 54.867 | 233.8 | 45:05.056 | |
| 26 | 2 | 3:01.733 | | 36.779 | 47.439 | 1:37.515 | 216.4 | 1:00:03.772 | 21 | 1 | 2:10.065 | 34.353 | 40.876 | 54.836 | 235.3 | 47:15.121 | |
| 27 | 2 | 3:30.075 | 1:04.056 | 1:10.293 | 1:15.726 | | | 1:03:33.847 | 22 | 1 | 2:10.650 | 34.632 | 40.827 | 55.191 | 232.8 | 49:25.771 | |
| 12 ASM Motorsport 1.Luis Carlos PEREZ CABEL 2.Sacha VANT PAD BOSCH | | | | | | | Ligier JS P4 JS P4 | | | | | | | | | | |
| 1 | 1 | 2:19.381 | | 40.213 | 42.285 | 56.883 | | 2:19.381 | 23 | 1 | 2:10.196 | 34.346 | 40.750 | 55.100 | 234.3 | 51:35.967 | |
| 2 | 1 | 2:13.333 | | 35.121 | 41.161 | 57.054 | 233.3 | 4:32.714 | 24 | 1 | 2:10.208 | 34.439 | 40.707 | 55.062 | 236.3 | 53:46.175 | |
| 3 | 1 | 2:13.640 | | 35.273 | 41.723 | 56.644 | 236.3 | 6:46.324 | 25 | 1 | 2:13.780 | 34.845 | 41.110 | 57.825 | 234.3 | 55:59.955 | |
| 4 | 1 | 2:12.222 | | 35.173 | 41.122 | 55.927 | 234.3 | 8:58.546 | 26 | 1 | 3:51.393 | 48.681 | 1:23.062 | 1:39.650 | 172.5 | 59:51.348 | |
| 5 | 1 | 2:11.863 | | 35.064 | 40.957 | 55.842 | 232.8 | 11:10.409 | 27 | 1 | 3:34.391 | 1:02.665 | 1:08.180 | 1:23.546 | | 1:03:25.739 | |
| 6 | 1 | 2:11.692 | | 34.828 | 41.066 | 55.798 | 231.8 | 13:22.101 | 18 VSF Sports 1.Maxime APARICIO 2.Anthony GHIBAUDO | | | | | | | | |
| 7 | 1 | 2:11.607 | | 34.851 | 41.035 | 55.721 | 232.3 | 15:33.708 | Ligier JS2 R JS2 R P/A | | | | | | | | |

LIGIER

EUROPEAN SERIES



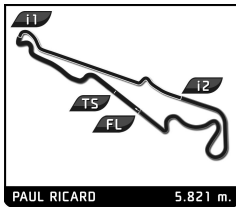
Ligier European Series Le Castellet Heat Race 2

Sector Analysis

| Lap under Red Flag | | | | | | | | | | | Invalidated Lap | Personal Best | Session Best | B Crossing the pit lane | |
|---|---|---------------------|-------------------|-------------------|-------------------|--------|-------------|---|---|---------------------|-------------------|---------------|-------------------|-------------------------|-------------|
| Lap | D | Time | Sector 1 | Sector 2 | Sector 3 | T. Spd | Elapsed | Lap | D | Time | Sector 1 | Sector 2 | Sector 3 | T. Spd | Elapsed |
| 1 | 2 | 2:29.474 | 44.256 | 45.362 | 59.856 | | 2:29.474 | 25 | 1 | 2:13.644 | 34.537 | 40.820 | 58.287 | 232.8 | 56:27.677 |
| 2 | 2 | 2:17.898 | 36.753 | 42.757 | 58.388 | 223.1 | 4:47.372 | 26 | 1 | 3:29.292 | 37.458 | 1:12.716 | 1:39.118 | 185.2 | 59:56.969 |
| 3 | 2 | 2:17.547 | 36.369 | 42.816 | 58.362 | 223.1 | 7:04.919 | 27 | 1 | 3:31.901 | 1:02.262 | 1:09.674 | 1:19.965 | | 1:03:28.870 |
| 4 | 2 | 2:17.268 | 36.349 | 42.597 | 58.322 | 222.7 | 9:22.187 | 20 Trajectus Motorsport Ligier JS P4 | | | | | | | |
| 5 | 2 | 2:16.770 | 36.129 | 42.376 | 58.265 | 224.1 | 11:38.957 | 1.Gabriel DOYLE-PARFAIT JS P4 | | | | | | | |
| 6 | 2 | 2:17.273 | 36.807 | 42.424 | 58.042 | 222.2 | 13:56.230 | 2.Nickolas ELLIS | | | | | | | |
| 7 | 2 | 2:18.064 | 37.655 | 42.260 | 58.149 | 224.1 | 16:14.294 | 1 | 2 | 2:16.210 | 38.706 | 41.745 | 55.759 | | 2:16.210 |
| 8 | 2 | 2:18.659 | 37.223 | 43.117 | 58.319 | 224.5 | 18:32.953 | 2 | 2 | 2:12.249 | 34.665 | 41.958 | 55.626 | 234.3 | 4:28.459 |
| 9 | 2 | 2:16.469 | 36.211 | 42.382 | 57.876 | 224.1 | 20:49.422 | 3 | 2 | 2:10.703 | 34.712 | 40.767 | 55.224 | 235.8 | 6:39.162 |
| 10 | 2 | 2:16.247 | 35.992 | 42.574 | 57.681 | 225.5 | 23:05.669 | 4 | 2 | 2:10.432 | 34.475 | 41.068 | 54.889 | 229.3 | 8:49.594 |
| 11 | 2 | 2:17.054 | 36.492 | 42.523 | 58.039 | 223.6 | 25:22.723 | 5 | 2 | 2:09.657 | 34.348 | 40.510 | 54.799 | 233.3 | 10:59.251 |
| 12 | 2 | 2:16.569 | 36.147 | 42.513 | 57.909 | 222.7 | 27:39.292 | 6 | 2 | 2:10.845 | 34.331 | 41.578 | 54.936 | 232.8 | 13:10.096 |
| 13 | 2 | 2:18.111 | 36.035 | 42.762 | 59.314 | 222.7 | 29:57.403 | 7 | 2 | 2:10.106 | 34.491 | 40.799 | 54.816 | 234.3 | 15:20.202 |
| 14 | 2 | 2:23.467 B | 36.324 | 42.596 | 1:04.547 | 223.1 | 32:20.870 | 8 | 2 | 2:10.026 | 34.364 | 40.928 | 54.734 | 235.3 | 17:30.228 |
| 15 | 1 | 3:53.935 | 2:12.060 | 43.258 | 58.617 | 135.2 | 36:14.805 | 9 | 2 | 2:09.457 | 34.228 | 40.725 | 54.504 | 237.4 | 19:39.685 |
| 16 | 1 | 2:17.600 | 36.353 | 42.879 | 58.368 | 224.1 | 38:32.405 | 10 | 2 | 2:09.782 | 34.127 | 40.794 | 54.861 | 234.3 | 21:49.467 |
| 17 | 1 | 2:16.940 | 36.209 | 42.789 | 57.942 | 222.2 | 40:49.345 | 11 | 2 | 2:10.560 | 34.422 | 40.944 | 55.194 | 233.3 | 24:00.027 |
| 18 | 1 | 2:17.462 | 36.255 | 42.705 | 58.502 | 221.8 | 43:06.807 | 12 | 2 | 2:11.206 | 35.248 | 41.130 | 54.828 | 235.3 | 26:11.233 |
| 19 | 1 | 2:16.937 | 36.221 | 42.618 | 58.098 | 222.7 | 45:23.744 | 13 | 2 | 3:38.133 B | 34.574 | 40.998 | 2:22.561 | 234.3 | 29:49.366 |
| 20 | 1 | 2:16.696 | 36.313 | 42.485 | 57.898 | 223.1 | 47:40.440 | 14 | 1 | 2:28.958 | 51.931 | 41.341 | 55.686 | 141.9 | 32:18.324 |
| 21 | 1 | 2:17.517 | 36.069 | 42.723 | 58.725 | 224.1 | 49:57.957 | 15 | 1 | 2:11.624 | 34.773 | 41.113 | 55.738 | 231.8 | 34:29.948 |
| 22 | 1 | 2:16.740 | 36.140 | 42.813 | 57.787 | 224.1 | 52:14.697 | 16 | 1 | 2:10.778 | 34.705 | 40.786 | 55.287 | 232.3 | 36:40.726 |
| 23 | 1 | 2:16.614 | 36.261 | 42.650 | 57.703 | 223.6 | 54:31.311 | 17 | 1 | 2:10.257 | 34.446 | 40.897 | 54.914 | 233.8 | 38:50.983 |
| 24 | 1 | 2:21.523 | 36.103 | 42.852 | 1:02.568 | 223.1 | 56:52.834 | 18 | 1 | 2:11.687 | 34.767 | 41.633 | 55.287 | 232.8 | 41:02.670 |
| 25 | 1 | 3:08.536 | 39.130 | 51.243 | 1:38.163 | 219.5 | 1:00:01.370 | 19 | 1 | 2:14.080 | 34.881 | 42.426 | 56.773 | 234.8 | 43:16.750 |
| 26 | 1 | 3:30.532 | 1:03.335 | 1:08.995 | 1:18.202 | | 1:03:31.902 | 20 | 1 | 2:11.144 | 34.880 | 40.939 | 55.325 | 234.8 | 45:27.894 |
| 19 Trajectus Motorsport Ligier JS P4 | | | | | | | | | | | | | | | |
| 1.Vincent BOUTEILLER JS P4 | | | | | | | | | | | | | | | |
| 2.Tomas POMPIDOU | | | | | | | | | | | | | | | |
| 1 | 2 | 2:15.826 | 39.112 | 41.405 | 55.309 | | 2:15.826 | 21 | 1 | 2:11.892 | 34.774 | 41.099 | 56.019 | 233.8 | 47:39.786 |
| 2 | 2 | 2:12.224 | 34.648 | 41.101 | 56.475 | 236.3 | 4:28.050 | 22 | 1 | 2:11.186 | 34.652 | 40.895 | 55.639 | 231.3 | 49:50.972 |
| 3 | 2 | 2:10.098 | 34.515 | 40.801 | 54.782 | 231.3 | 6:38.148 | 23 | 1 | 2:10.937 | 34.352 | 41.226 | 55.359 | 232.3 | 52:01.909 |
| 4 | 2 | 2:09.465 | 34.083 | 40.638 | 54.744 | 231.8 | 8:47.613 | 24 | 1 | 2:10.557 | 34.479 | 41.008 | 55.070 | 234.3 | 54:12.466 |
| 5 | 2 | 2:09.727 | 34.360 | 40.677 | 54.690 | 232.3 | 10:57.340 | 25 | 1 | 2:14.281 | 34.585 | 40.986 | 58.710 | 232.3 | 56:26.747 |
| 6 | 2 | 2:09.692 | 34.382 | 40.587 | 54.723 | 231.8 | 13:07.032 | 26 | 1 | 3:29.459 | 37.358 | 1:12.396 | 1:39.705 | 198.5 | 59:56.206 |
| 7 | 2 | 2:10.306 | 34.435 | 40.658 | 55.213 | 232.8 | 15:17.338 | 27 | 1 | 3:32.117 | 1:02.258 | 1:09.413 | 1:20.446 | | 1:03:28.323 |
| 8 | 2 | 2:09.959 | 34.417 | 40.793 | 54.749 | 232.3 | 17:27.297 | 33 Petrogold Ligier JS P4 | | | | | | | |
| 9 | 2 | 2:09.820 | 34.179 | 40.649 | 54.992 | 232.3 | 19:37.117 | 1.Jan Duran OLIVE JS P4 | | | | | | | |
| 10 | 2 | 2:11.026 | 34.641 | 41.248 | 55.137 | 234.8 | 21:48.143 | 2.Scott MARSH | | | | | | | |
| 11 | 2 | 2:10.195 | 34.297 | 40.543 | 55.355 | 234.8 | 23:58.338 | 1 | 1 | 2:12.888 | 36.808 | 41.253 | 54.827 | | 2:12.888 |
| 12 | 2 | 2:10.525 | 34.551 | 40.719 | 55.255 | 235.8 | 26:08.863 | 2 | 1 | 2:10.672 | 34.390 | 41.008 | 55.274 | 232.8 | 4:23.560 |
| 13 | 2 | 2:10.618 | 34.337 | 40.848 | 55.433 | 234.3 | 28:19.481 | 3 | 1 | 2:11.216 | 34.249 | 40.858 | 56.109 | 231.3 | 6:34.776 |
| 14 | 2 | 3:37.990 B | 34.985 | 41.129 | 2:21.876 | 232.8 | 31:57.471 | 4 | 1 | 2:11.134 | 34.643 | 41.302 | 55.189 | 232.8 | 8:45.910 |
| 15 | 1 | 2:27.620 | 51.066 | 40.895 | 55.659 | 141.7 | 34:25.091 | 5 | 1 | 2:09.641 | 34.215 | 40.629 | 54.797 | 235.3 | 10:55.551 |
| 16 | 1 | 2:12.041 | 34.938 | 40.904 | 56.199 | 238.9 | 36:37.132 | 6 | 1 | 2:09.204 | 34.129 | 40.386 | 54.689 | 233.8 | 13:04.755 |
| 17 | 1 | 2:20.834 | 35.535 | 50.346 | 54.953 | 237.9 | 38:57.966 | 7 | 1 | 2:08.980 | 34.094 | 40.532 | 54.354 | 234.8 | 15:13.735 |
| 18 | 1 | 2:10.386 | 34.390 | 40.865 | 55.434 | 235.3 | 41:08.352 | 8 | 1 | 2:09.429 | 34.008 | 40.840 | 54.581 | 235.3 | 17:23.164 |
| 19 | 1 | 2:11.687 | 34.716 | 40.730 | 56.241 | 234.8 | 43:20.039 | 9 | 1 | 2:09.613 | 34.279 | 40.768 | 54.566 | 234.3 | 19:32.777 |
| 20 | 1 | 2:13.249 | 34.729 | 42.219 | 56.271 | 232.8 | 45:33.258 | 10 | 1 | 2:09.821 | 34.959 | 40.677 | 55.085 | 235.8 | 21:42.598 |
| 21 | 1 | 2:10.123 | 34.505 | 40.774 | 54.847 | 237.4 | 47:43.381 | 11 | 1 | 2:09.720 | 34.472 | 40.504 | 54.744 | 233.8 | 23:52.318 |
| 22 | 1 | 2:10.184 | 34.193 | 40.836 | 55.155 | 233.3 | 49:53.565 | 12 | 1 | 2:09.772 | 34.225 | 40.574 | 54.973 | 233.8 | 26:02.090 |
| 23 | 1 | 2:10.303 | 34.618 | 40.919 | 54.766 | 235.8 | 52:03.868 | 13 | 1 | 2:09.272 | 34.242 | 40.371 | 54.959 | 233.8 | 28:11.362 |
| 24 | 1 | 2:10.165 | 34.404 | 40.861 | 54.900 | 234.8 | 54:14.033 | 14 | 1 | 2:09.774 | 34.237 | 40.512 | 55.025 | 234.8 | 30:21.136 |
| | | | | | | | | 15 | 1 | 3:39.961 B | 34.342 | 40.667 | 2:24.952 | 232.8 | 34:01.097 |
| | | | | | | | | 16 | 2 | 2:29.095 | 51.764 | 41.481 | 55.850 | 138.8 | 36:30.192 |
| | | | | | | | | 17 | 2 | 2:11.435 | 34.567 | 41.274 | 55.594 | 233.3 | 38:41.627 |

LIGIER

EUROPEAN SERIES



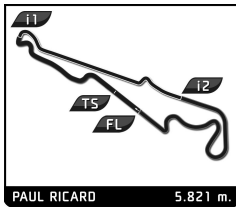
Ligier European Series Le Castellet Heat Race 2

Sector Analysis

| Lap under Red Flag | | | | | | | | | | Invalidated Lap | | Personal Best | Session Best | B Crossing the pit lane | | |
|--|---|----------|----------|----------|----------|--------|---------------------------|---|---|-----------------|----------|---------------|--------------|-------------------------|-----------------------|--|
| Lap | D | Time | Sector 1 | Sector 2 | Sector 3 | T. Spd | Elapsed | Lap | D | Time | Sector 1 | Sector 2 | Sector 3 | T. Spd | Elapsed | |
| 18 | 2 | 2:11.481 | 34.870 | 41.336 | 55.275 | 234.8 | 40:53.108 | 13 | 1 | 2:16.211 | 36.063 | 42.751 | 57.397 | 222.2 | 29:53.933 | |
| 19 | 2 | 2:11.472 | 34.569 | 41.046 | 55.857 | 233.3 | 43:04.580 | 14 | 1 | 2:22.656 | 35.947 | 42.756 | 1:03.953 | 222.7 | 32:16.589 | |
| 20 | 2 | 2:11.384 | 34.648 | 41.313 | 55.423 | 233.3 | 45:15.964 | 15 | 2 | 3:53.885 | 2:12.840 | 42.752 | 58.293 | 136.2 | 36:10.474 | |
| 21 | 2 | 2:11.256 | 34.573 | 41.121 | 55.562 | 234.3 | 47:27.220 | 16 | 2 | 2:16.927 | 35.972 | 42.557 | 58.398 | 224.5 | 38:27.401 | |
| 22 | 2 | 2:12.472 | 34.864 | 41.904 | 55.704 | 229.3 | 49:39.692 | 17 | 2 | 2:16.529 | 36.010 | 42.667 | 57.852 | 221.8 | 40:43.930 | |
| 23 | 2 | 2:11.164 | 34.572 | 41.109 | 55.483 | 235.3 | 51:50.856 | 18 | 2 | 2:17.070 | 36.261 | 42.579 | 58.230 | 222.7 | 43:01.000 | |
| 24 | 2 | 2:11.195 | 34.561 | 41.006 | 55.628 | 235.3 | 54:02.051 | 19 | 2 | 2:17.739 | 36.601 | 42.814 | 58.324 | 221.3 | 45:18.739 | |
| 25 | 2 | 2:12.996 | 34.729 | 41.127 | 57.140 | 232.3 | 56:15.047 | 20 | 2 | 2:16.584 | 36.097 | 42.434 | 58.053 | 225.5 | 47:35.323 | |
| 26 | 2 | 3:38.144 | 41.268 | 1:17.493 | 1:39.383 | 178.5 | 59:53.191 | 21 | 2 | 2:16.802 | 36.109 | 42.367 | 58.326 | 224.1 | 49:52.125 | |
| 27 | 2 | 3:33.993 | 1:02.918 | 1:09.766 | 1:21.309 | | 1:03:27.184 | 22 | 2 | 2:17.751 | 36.549 | 42.724 | 58.478 | 224.1 | 52:09.876 | |
| 35 Veloso Motorsport 1. Pedro MARREIROS 2. José MARREIROS | | | | | | | Ligier JS2 R JS2 R P/A | | | | | | | | | |
| 1 | 2 | 2:26.350 | 42.904 | 43.068 | 1:00.378 | | 2:26.350 | 23 | 2 | 2:16.451 | 36.134 | 42.411 | 57.906 | 222.7 | 54:26.327 | |
| 2 | 2 | 2:17.867 | 36.465 | 42.860 | 58.542 | 225.5 | 4:44.217 | 24 | 2 | 2:21.541 | 36.020 | 42.582 | 1:02.939 | 224.1 | 56:47.868 | |
| 3 | 2 | 2:17.594 | 36.549 | 42.843 | 58.202 | 223.1 | 7:01.811 | 25 | 2 | 3:12.812 | 36.801 | 56.590 | 1:39.421 | 222.2 | 1:00:00.680 | |
| 4 | 2 | 2:17.643 | 36.247 | 42.821 | 58.575 | 224.5 | 9:19.454 | 26 | 2 | 3:30.686 | 1:02.139 | 1:09.073 | 1:19.474 | | 1:03:31.366 | |
| 5 | 2 | 2:18.113 | 36.492 | 42.837 | 58.784 | 223.1 | 11:37.567 | 44 ASM Motorsport 1. Dan SKOCDOPOLE 2. Henrique OLIVEIRA | | | | | | | Ligier JS P4 JS P4 | |
| 6 | 2 | 2:17.648 | 36.259 | 43.031 | 58.358 | 222.2 | 13:55.215 | 1 | 1 | 2:28.888 | 41.116 | 49.701 | 58.071 | | 2:28.888 | |
| 7 | 2 | 2:18.924 | 36.460 | 42.959 | 59.505 | 223.1 | 16:14.139 | 2 | 1 | 2:12.087 | 35.328 | 41.315 | 55.444 | 233.3 | 4:40.975 | |
| 8 | 2 | 2:19.529 | 37.629 | 43.462 | 58.438 | 225.9 | 18:33.668 | 3 | 1 | 2:11.596 | 34.956 | 41.219 | 55.421 | 234.8 | 6:52.571 | |
| 9 | 2 | 2:17.518 | 36.257 | 42.928 | 58.333 | 226.4 | 20:51.186 | 4 | 1 | 2:10.379 | 34.740 | 40.859 | 54.780 | 233.3 | 9:02.950 | |
| 10 | 2 | 2:16.905 | 36.210 | 42.762 | 57.933 | 225.5 | 23:08.091 | 5 | 1 | 2:10.093 | 34.455 | 40.674 | 54.964 | 232.8 | 11:13.043 | |
| 11 | 2 | 2:17.497 | 36.431 | 42.835 | 58.231 | 224.5 | 25:25.588 | 6 | 1 | 2:10.231 | 34.717 | 40.700 | 54.814 | 231.8 | 13:23.274 | |
| 12 | 2 | 2:19.094 | 37.105 | 43.336 | 58.653 | 223.6 | 27:44.682 | 7 | 1 | 2:10.968 | 34.940 | 40.632 | 55.396 | 237.4 | 15:34.242 | |
| 13 | 2 | 2:25.848 | 35.987 | 42.778 | 1:07.083 | 226.4 | 30:10.530 | 8 | 1 | 2:10.386 | 35.110 | 40.589 | 54.687 | 236.3 | 17:44.628 | |
| 14 | 1 | 4:11.645 | 2:20.430 | 50.908 | 1:00.307 | 131.7 | 34:22.175 | 9 | 1 | 2:10.111 | 34.433 | 40.666 | 55.012 | 234.3 | 19:54.739 | |
| 15 | 1 | 2:23.658 | 39.520 | 43.765 | 1:00.373 | 222.7 | 36:45.833 | 10 | 1 | 2:11.143 | 34.778 | 41.112 | 55.253 | 233.3 | 22:05.882 | |
| 16 | 1 | 2:21.201 | 37.069 | 44.631 | 59.501 | 225.5 | 39:07.034 | 11 | 1 | 2:10.698 | 34.602 | 40.621 | 55.475 | 232.8 | 24:16.580 | |
| 17 | 1 | 2:20.380 | 37.111 | 44.021 | 59.248 | 224.1 | 41:27.414 | 12 | 1 | 2:11.075 | 34.922 | 40.848 | 55.305 | 233.8 | 26:27.655 | |
| 18 | 1 | 2:20.863 | 37.280 | 43.916 | 59.667 | 222.7 | 43:48.277 | 13 | 1 | 2:09.677 | 34.491 | 40.629 | 54.557 | 233.8 | 28:37.332 | |
| 19 | 1 | 2:20.522 | 36.851 | 43.988 | 59.683 | 222.7 | 46:08.799 | 14 | 1 | 2:18.475 | 34.713 | 41.028 | 1:02.734 | 234.8 | 30:55.807 | |
| 20 | 1 | 2:20.200 | 36.960 | 43.429 | 59.811 | 222.7 | 48:28.999 | 15 | 2 | 3:55.598 | 2:18.065 | 40.994 | 56.539 | 139.4 | 34:51.405 | |
| 21 | 1 | 2:20.635 | 37.217 | 43.514 | 59.904 | 223.1 | 50:49.634 | 16 | 2 | 2:10.345 | 34.371 | 40.950 | 55.024 | 233.8 | 37:01.750 | |
| 22 | 1 | 2:30.115 | 36.885 | 43.944 | 1:09.286 | 223.1 | 53:19.749 | 17 | 2 | 2:10.767 | 35.292 | 40.677 | 54.798 | 233.3 | 39:12.517 | |
| 23 | 1 | 2:45.518 | 1:01.092 | 44.605 | 59.821 | 133.8 | 56:05.267 | 18 | 2 | 2:10.787 | 34.329 | 41.064 | 55.394 | 234.8 | 41:23.304 | |
| 24 | 1 | 3:46.896 | 44.999 | 1:22.105 | 1:39.792 | 205.7 | 59:52.163 | 19 | 2 | 2:10.522 | 34.250 | 40.934 | 55.338 | 230.8 | 43:33.826 | |
| 25 | 1 | 3:34.128 | 1:02.503 | 1:08.504 | 1:23.121 | | 1:03:26.291 | 20 | 2 | 2:10.000 | 34.156 | 41.028 | 54.816 | 233.3 | 45:43.826 | |
| 41 VSF Sports 1. Daniel DALLAKYAN 2. Antonin BERNARD | | | | | | | Ligier JS2 R JS2 R | | | | | | | | | |
| 1 | 1 | 2:33.177 | 41.130 | 53.259 | 58.788 | | 2:33.177 | 21 | 2 | 2:10.560 | 34.672 | 40.653 | 55.235 | 233.3 | 47:54.386 | |
| 2 | 1 | 2:17.728 | 36.112 | 44.035 | 57.581 | 223.6 | 4:50.905 | 22 | 2 | 2:10.470 | 34.414 | 40.911 | 55.145 | 234.3 | 50:04.856 | |
| 3 | 1 | 2:16.982 | 35.917 | 42.578 | 58.487 | 223.6 | 7:07.887 | 23 | 2 | 2:10.137 | 34.297 | 40.971 | 54.869 | 234.3 | 52:14.993 | |
| 4 | 1 | 2:16.018 | 36.266 | 42.549 | 57.203 | 221.3 | 9:23.905 | 24 | 2 | 2:09.838 | 34.385 | 40.759 | 54.694 | 235.3 | 54:24.831 | |
| 5 | 1 | 2:15.606 | 35.597 | 42.521 | 57.488 | 223.1 | 11:39.511 | 25 | 2 | 2:14.817 | 34.439 | 40.706 | 59.672 | 233.3 | 56:39.648 | |
| 6 | 1 | 2:16.348 | 35.820 | 42.354 | 58.174 | 225.0 | 13:55.859 | 26 | 2 | 3:20.190 | 35.489 | 1:05.248 | 1:39.453 | 233.3 | 59:59.838 | |
| 7 | 1 | 2:17.970 | 37.506 | 42.343 | 58.424 | 220.9 | 16:13.829 | 27 | 2 | 3:30.623 | 1:02.168 | 1:09.209 | 1:19.246 | | 1:03:30.461 | |
| 8 | 1 | 2:17.857 | 36.790 | 43.543 | 57.524 | 222.2 | 18:31.686 | 57 M Racing 1. August THERBO 2. Martin LACQUEMANNE | | | | | | | Ligier JS P4 JS P4 | |
| 9 | 1 | 2:16.040 | 35.950 | 42.777 | 57.313 | 222.7 | 20:47.726 | 1 | 2 | 2:15.509 | 38.403 | 41.510 | 55.596 | | 2:15.509 | |
| 10 | 1 | 2:15.443 | 35.584 | 42.516 | 57.343 | 222.2 | 23:03.169 | 2 | 2 | 2:15.405 | 34.618 | 41.742 | 59.045 | 233.3 | 4:30.914 | |
| 11 | 1 | 2:15.896 | 35.752 | 42.608 | 57.536 | 222.2 | 25:19.065 | 3 | 2 | 2:14.279 | 35.754 | 41.847 | 56.678 | 230.3 | 6:45.193 | |
| 12 | 1 | 2:18.657 | 37.048 | 43.461 | 58.148 | 221.3 | 27:37.722 | 4 | 2 | 2:12.526 | 34.927 | 41.281 | 56.318 | 234.3 | 8:57.719 | |
| | | | | | | | | 5 | 2 | 2:11.045 | 34.746 | 40.736 | 55.563 | 236.8 | 11:08.764 | |
| | | | | | | | | 6 | 2 | 2:10.637 | 34.452 | 40.759 | 55.426 | 235.8 | 13:19.401 | |

LIGIER

EUROPEAN SERIES



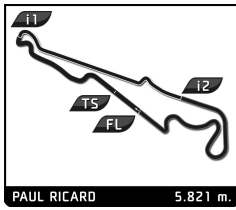
Ligier European Series Le Castellet Heat Race 2

Sector Analysis

| Lap under Red Flag | | | | | | | | | | | Invalidated Lap | Personal Best | Session Best | B Crossing the pit lane | |
|--|---|---------------------|-------------------|-------------------|-------------------|--------|-------------|---|---|---------------------|-------------------|-------------------|-------------------|-------------------------|-------------|
| Lap | D | Time | Sector 1 | Sector 2 | Sector 3 | T. Spd | Elapsed | Lap | D | Time | Sector 1 | Sector 2 | Sector 3 | T. Spd | Elapsed |
| 7 | 2 | 2:10.187 | 34.841 | 40.673 | 54.673 | 236.8 | 15:29.588 | 26 | 1 | 2:20.497 | 34.931 | 42.069 | 1:03.497 | 231.3 | 1:00:08.042 |
| 8 | 2 | 2:09.738 | 34.394 | 40.588 | 54.756 | 234.3 | 17:39.326 | 27 | 1 | 3:29.329 | 1:02.851 | 1:13.825 | 1:12.653 | | 1:03:37.371 |
| 9 | 2 | 2:10.869 | 34.722 | 41.046 | 55.101 | 235.8 | 19:50.195 | 75 M Racing 1.Nathan HUET 2.Cindy GUDET Ligier JS2 R JS2 R P/A | | | | | | | |
| 10 | 2 | 2:09.891 | 34.445 | 40.668 | 54.778 | 233.8 | 22:00.086 | 1 | 2 | 2:24.727 | 42.170 | 44.097 | 58.460 | | 2:24.727 |
| 11 | 2 | 2:10.102 | 34.314 | 40.634 | 55.154 | 233.8 | 24:10.188 | 2 | 2 | 2:17.733 | 36.335 | 43.072 | 58.326 | 223.6 | 4:42.460 |
| 12 | 2 | 2:10.086 | 34.406 | 40.550 | 55.130 | 234.8 | 26:20.274 | 3 | 2 | 2:17.406 | 36.298 | 43.146 | 57.962 | 223.6 | 6:59.866 |
| 13 | 2 | 2:17.390 | B 34.509 | 40.653 | 1:02.228 | 233.8 | 28:37.664 | 4 | 2 | 2:17.262 | 36.141 | 43.133 | 57.988 | 222.7 | 9:17.128 |
| 14 | 1 | 3:48.047 | 2:11.504 | 41.171 | 55.372 | 140.8 | 32:25.711 | 5 | 2 | 2:17.702 | 36.412 | 43.150 | 58.140 | 223.1 | 11:34.830 |
| 15 | 1 | 2:09.584 | 34.016 | 40.836 | 54.732 | 231.8 | 34:35.295 | 6 | 2 | 2:17.327 | 36.182 | 43.272 | 57.873 | 221.8 | 13:52.157 |
| 16 | 1 | 2:09.838 | 33.853 | 40.818 | 55.167 | 232.3 | 36:45.133 | 7 | 2 | 2:17.404 | 36.114 | 43.271 | 58.019 | 222.2 | 16:09.561 |
| 17 | 1 | 2:09.544 | 34.059 | 40.844 | 54.641 | 233.3 | 38:54.644 | 8 | 2 | 2:17.731 | 36.296 | 43.161 | 58.274 | 222.2 | 18:27.292 |
| 18 | 1 | 2:09.584 | 33.996 | 40.654 | 54.934 | 232.8 | 41:04.228 | 9 | 2 | 2:17.280 | 36.233 | 43.141 | 57.906 | 222.2 | 20:44.572 |
| 19 | 1 | 2:11.475 | 33.925 | 41.940 | 55.610 | 235.3 | 43:15.703 | 10 | 2 | 2:17.073 | 36.195 | 43.037 | 57.841 | 222.7 | 23:01.645 |
| 20 | 1 | 2:09.473 | 34.065 | 40.744 | 54.664 | 231.8 | 45:25.176 | 11 | 2 | 2:17.086 | 35.972 | 42.969 | 58.145 | 223.1 | 25:18.731 |
| 21 | 1 | 2:10.164 | 34.097 | 40.910 | 55.157 | 235.3 | 47:35.340 | 12 | 2 | 2:19.157 | 37.049 | 43.444 | 58.664 | 221.3 | 27:37.888 |
| 22 | 1 | 2:09.729 | 34.053 | 40.886 | 54.790 | 231.3 | 49:45.069 | 13 | 2 | 2:24.538 | B 36.753 | 42.835 | 1:04.950 | 225.0 | 30:02.426 |
| 23 | 1 | 2:09.602 | 34.012 | 40.831 | 54.759 | 233.8 | 51:54.671 | 14 | 1 | 4:01.444 | 2:15.488 | 44.544 | 1:01.412 | 132.5 | 34:03.870 |
| 24 | 1 | 2:09.506 | 33.829 | 40.553 | 55.124 | 235.3 | 54:04.177 | 15 | 1 | 2:22.553 | 37.374 | 44.128 | 1:01.051 | 221.8 | 36:26.423 |
| 25 | 1 | 2:12.720 | 34.442 | 40.946 | 57.332 | 233.8 | 56:16.897 | 16 | 1 | 2:20.030 | 36.825 | 43.899 | 59.306 | 225.5 | 38:46.453 |
| 26 | 1 | 3:37.687 | 39.926 | 1:18.158 | 1:39.603 | 191.5 | 59:54.584 | 17 | 1 | 2:21.897 | 37.390 | 44.033 | 1:00.474 | 222.7 | 41:08.350 |
| 27 | 1 | 3:33.201 | 1:02.241 | 1:09.856 | 1:21.104 | | 1:03:27.785 | 18 | 1 | 2:20.180 | 36.865 | 43.775 | 59.540 | 224.1 | 43:28.530 |
| 68 M Racing 1.Lawrence HERBOTS Ligier JS2 R JS2 R | | | | | | | | | | | | | | | |
| 1 | 1 | 2:34.845 | B 41.527 | 49.252 | 1:04.066 | | 2:34.845 | | | | | | | | |
| 69 Bretton Racing 1.Marius KRISTIANSEN 2.Dominique BASTIEN Ligier JS P4 JS P4 P/A | | | | | | | | | | | | | | | |
| 1 | 2 | 2:31.461 | 43.472 | 45.314 | 1:02.675 | | 2:31.461 | | | | | | | | |
| 2 | 2 | 2:21.395 | 37.522 | 44.773 | 59.100 | 217.3 | 4:52.856 | | | | | | | | |
| 3 | 2 | 2:17.902 | 36.319 | 43.086 | 58.497 | 230.8 | 7:10.758 | | | | | | | | |
| 4 | 2 | 2:18.528 | 36.079 | 43.668 | 58.781 | 230.8 | 9:29.286 | | | | | | | | |
| 5 | 2 | 2:17.362 | 36.385 | 43.149 | 57.828 | 232.8 | 11:46.648 | | | | | | | | |
| 6 | 2 | 2:16.543 | 36.000 | 42.808 | 57.735 | 232.3 | 14:03.191 | | | | | | | | |
| 7 | 2 | 2:17.027 | 36.639 | 42.698 | 57.690 | 223.6 | 16:20.218 | | | | | | | | |
| 8 | 2 | 2:17.318 | 36.727 | 42.796 | 57.795 | 233.3 | 18:37.536 | | | | | | | | |
| 9 | 2 | 2:17.760 | 36.493 | 42.624 | 58.643 | 230.3 | 20:55.296 | | | | | | | | |
| 10 | 2 | 2:16.785 | 36.299 | 42.977 | 57.509 | 233.8 | 23:12.081 | | | | | | | | |
| 11 | 2 | 2:17.397 | 36.155 | 42.708 | 58.534 | 234.3 | 25:29.478 | | | | | | | | |
| 12 | 2 | 2:34.061 | B 36.934 | 44.121 | 1:13.006 | 230.3 | 28:03.539 | | | | | | | | |
| 13 | 1 | 3:45.737 | 2:08.521 | 41.397 | 55.819 | 138.6 | 31:49.276 | | | | | | | | |
| 14 | 1 | 2:10.466 | 34.857 | 40.786 | 54.823 | 228.3 | 33:59.742 | | | | | | | | |
| 15 | 1 | 2:10.204 | 34.652 | 40.884 | 54.668 | 230.8 | 36:09.946 | | | | | | | | |
| 16 | 1 | 2:09.242 | 34.225 | 40.550 | 54.467 | 230.3 | 38:19.188 | | | | | | | | |
| 17 | 1 | 2:09.441 | 34.369 | 40.575 | 54.497 | 230.3 | 40:28.629 | | | | | | | | |
| 18 | 1 | 2:08.855 | 34.266 | 40.176 | 54.413 | 232.3 | 42:37.484 | | | | | | | | |
| 19 | 1 | 2:09.593 | 34.529 | 40.538 | 54.526 | 232.3 | 44:47.077 | | | | | | | | |
| 20 | 1 | 2:08.910 | 34.110 | 40.399 | 54.401 | 233.3 | 46:55.987 | | | | | | | | |
| 21 | 1 | 2:09.593 | 34.152 | 40.599 | 54.842 | 230.8 | 49:05.580 | | | | | | | | |
| 22 | 1 | 2:08.983 | 34.273 | 40.398 | 54.312 | 232.3 | 51:14.563 | | | | | | | | |
| 23 | 1 | 2:08.969 | 33.999 | 40.475 | 54.495 | 232.8 | 53:23.532 | | | | | | | | |
| 24 | 1 | 2:08.899 | 34.144 | 40.405 | 54.350 | 231.8 | 55:32.431 | | | | | | | | |
| 25 | 1 | 2:15.114 | 35.257 | 43.345 | 56.512 | 232.8 | 57:47.545 | | | | | | | | |
| 81 LR Motorsport 1.Simone BIANCO Ligier JS2 R JS2 R | | | | | | | | | | | | | | | |
| 1 | 1 | 2:23.092 | 41.876 | 43.507 | 57.709 | | 2:23.092 | | | | | | | | |
| 2 | 1 | 2:16.292 | 36.118 | 42.736 | 57.438 | 224.5 | 4:39.384 | | | | | | | | |
| 3 | 1 | 2:16.072 | 36.108 | 42.699 | 57.265 | 223.1 | 6:55.456 | | | | | | | | |
| 4 | 1 | 2:15.235 | 35.735 | 42.353 | 57.147 | 222.2 | 9:10.691 | | | | | | | | |
| 5 | 1 | 2:14.993 | 35.755 | 42.392 | 56.846 | 223.1 | 11:25.684 | | | | | | | | |
| 6 | 1 | 2:15.044 | 35.820 | 42.219 | 57.005 | 222.7 | 13:40.728 | | | | | | | | |
| 7 | 1 | 2:15.042 | 35.707 | 42.302 | 57.033 | 224.1 | 15:55.770 | | | | | | | | |
| 8 | 1 | 2:15.363 | 35.968 | 42.442 | 56.953 | 224.1 | 18:11.133 | | | | | | | | |
| 9 | 1 | 2:15.394 | 35.787 | 42.271 | 57.336 | 223.1 | 20:26.527 | | | | | | | | |
| 10 | 1 | 2:15.114 | 35.748 | 42.323 | 57.073 | 223.6 | 22:41.641 | | | | | | | | |
| 11 | 1 | 2:15.387 | 35.596 | 42.437 | 57.354 | 222.7 | 24:57.028 | | | | | | | | |
| 12 | 1 | 2:15.888 | 35.891 | 42.539 | 57.458 | 223.1 | 27:12.916 | | | | | | | | |
| 13 | 1 | 2:15.383 | 35.823 | 42.393 | 57.167 | 223.1 | 29:28.299 | | | | | | | | |
| 14 | 1 | 3:46.603 | B 35.732 | 42.342 | 2:28.529 | 224.1 | 33:14.902 | | | | | | | | |
| 15 | 1 | 2:33.882 | 53.641 | 42.547 | 57.694 | 133.0 | 35:48.784 | | | | | | | | |
| 16 | 1 | 2:15.551 | 35.944 | 42.442 | 57.165 | 222.7 | 38:04.335 | | | | | | | | |
| 17 | 1 | 2:15.874 | 35.637 | 42.417 | 57.820 | 223.1 | 40:20.209 | | | | | | | | |
| 18 | 1 | 2:16.097 | 35.898 | 42.294 | 57.905 | 223.6 | 42:36.306 | | | | | | | | |
| 19 | 1 | 2:16.370 | 36.262 | 42.501 | 57.607 | 221.8 | 44:52.676 | | | | | | | | |

LIGIER

EUROPEAN SERIES



Ligier European Series Le Castellet Heat Race 2

Sector Analysis

Lap under Red Flag Invalidated Lap Personal Best Session Best Crossing the pit lane

| Lap | D | Time | Sector 1 | Sector 2 | Sector 3 | T. Spd | Elapsed | Lap | D | Time | Sector 1 | Sector 2 | Sector 3 | T. Spd | Elapsed |
|-----|---|----------|----------|----------|----------|--------|-------------|-----|---|----------|----------|----------|----------|--------|-----------|
| 20 | 1 | 2:17.938 | 37.338 | 42.674 | 57.926 | 224.1 | 47:10.614 | 15 | 1 | 3:57.254 | 2:17.418 | 42.424 | 57.412 | 132.8 | 35:43.478 |
| 21 | 1 | 2:17.401 | 36.182 | 42.868 | 58.351 | 221.3 | 49:28.015 | 16 | 1 | 2:15.395 | 35.579 | 42.430 | 57.386 | 223.6 | 37:58.873 |
| 22 | 1 | 2:16.781 | 36.014 | 42.702 | 58.065 | 222.2 | 51:44.796 | 17 | 1 | 2:15.124 | 35.544 | 42.427 | 57.153 | 221.3 | 40:13.997 |
| 23 | 1 | 2:16.998 | 36.062 | 42.724 | 58.212 | 223.1 | 54:01.794 | 18 | 1 | 2:14.999 | 35.490 | 42.282 | 57.227 | 222.2 | 42:28.996 |
| 24 | 1 | 2:20.155 | 36.278 | 42.726 | 1:01.151 | 221.3 | 56:21.949 | 19 | 1 | 2:15.470 | 35.847 | 42.458 | 57.165 | 222.2 | 44:44.466 |
| 25 | 1 | 3:33.268 | 38.909 | 1:14.950 | 1:39.409 | 194.2 | 59:55.217 | 20 | 1 | 2:15.522 | 35.713 | 42.560 | 57.249 | 225.5 | 46:59.988 |
| 26 | 1 | 3:32.901 | 1:02.266 | 1:09.675 | 1:20.960 | | 1:03:28.118 | 21 | 1 | 2:15.692 | 35.607 | 42.727 | 57.358 | 222.2 | 49:15.680 |
| | | | | | | | | 22 | 1 | 2:15.561 | 35.897 | 42.372 | 57.292 | 224.1 | 51:31.241 |
| | | | | | | | | 23 | 1 | 2:15.935 | 35.551 | 42.432 | 57.952 | 227.4 | 53:47.176 |

| 84 | | Trajectus Motorsport | | | | | Ligier JS2 R | |
|----|---|----------------------|----------|----------|----------|-------|--------------|--|
| | | 1.Jack TABERY | | | | | JS2 R P/A | |
| | | 2.Martin TABERY | | | | | | |
| 1 | 1 | 2:31.004 | 44.711 | 45.257 | 1:01.036 | | 2:31.004 | |
| 2 | 1 | 2:19.173 | 36.785 | 43.492 | 58.896 | 224.5 | 4:50.177 | |
| 3 | 1 | 2:18.064 | 36.305 | 43.089 | 58.670 | 223.6 | 7:08.241 | |
| 4 | 1 | 2:18.127 | 37.099 | 42.779 | 58.249 | 224.1 | 9:26.368 | |
| 5 | 1 | 2:16.808 | 36.045 | 42.725 | 58.068 | 222.7 | 11:43.176 | |
| 6 | 1 | 2:17.586 | 36.298 | 43.008 | 58.280 | 222.2 | 14:00.762 | |
| 7 | 1 | 2:16.894 | 36.129 | 42.831 | 57.934 | 224.1 | 16:17.656 | |
| 8 | 1 | 2:16.741 | 36.020 | 42.774 | 57.947 | 224.1 | 18:34.397 | |
| 9 | 1 | 2:17.086 | 35.965 | 42.643 | 58.478 | 225.5 | 20:51.483 | |
| 10 | 1 | 2:17.254 | 36.241 | 42.734 | 58.279 | 225.9 | 23:08.737 | |
| 11 | 1 | 2:17.321 | 36.196 | 42.740 | 58.385 | 224.5 | 25:26.058 | |
| 12 | 1 | 2:17.908 | 36.387 | 43.407 | 58.114 | 224.1 | 27:43.966 | |
| 13 | 1 | 2:17.435 | 36.182 | 42.916 | 58.337 | 222.2 | 30:01.401 | |
| 14 | 1 | 3:43.991 | 36.147 | 42.910 | 2:24.934 | 222.7 | 33:45.392 | |
| 15 | 2 | 2:36.017 | 53.497 | 43.358 | 59.162 | 134.3 | 36:21.409 | |
| 16 | 2 | 2:18.606 | 36.934 | 43.222 | 58.450 | 222.2 | 38:40.015 | |
| 17 | 2 | 2:20.457 | 36.393 | 44.075 | 59.989 | 221.8 | 41:00.472 | |
| 18 | 2 | 2:19.534 | 36.776 | 43.782 | 58.976 | 225.0 | 43:20.006 | |
| 19 | 2 | 2:19.001 | 37.014 | 43.557 | 58.430 | 221.8 | 45:39.007 | |
| 20 | 2 | 2:18.736 | 36.728 | 43.366 | 58.642 | 223.1 | 47:57.743 | |
| 21 | 2 | 2:18.807 | 36.537 | 43.384 | 58.886 | 222.7 | 50:16.550 | |
| 22 | 2 | 2:18.753 | 36.877 | 43.373 | 58.503 | 223.1 | 52:35.303 | |
| 23 | 2 | 2:18.552 | 36.456 | 43.105 | 58.991 | 223.1 | 54:53.855 | |
| 24 | 2 | 2:19.559 | 36.774 | 43.694 | 59.091 | 221.3 | 57:13.414 | |
| 25 | 2 | 2:52.223 | 37.174 | 43.356 | 1:31.693 | 222.2 | 1:00:05.637 | |
| 26 | 2 | 3:30.119 | 1:03.542 | 1:11.314 | 1:15.263 | | 1:03:35.756 | |

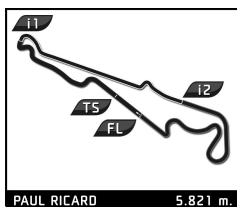
| 88 | | 23Events Racing | | | | | Ligier JS2 R | |
|----|---|---------------------|--------|--------|----------|-------|--------------|--|
| | | 1.Marcus TERKILDSEN | | | | | JS2 R | |
| 1 | 1 | 2:21.885 | 40.942 | 42.909 | 58.034 | | 2:21.885 | |
| 2 | 1 | 2:16.219 | 35.863 | 42.877 | 57.479 | 223.1 | 4:38.104 | |
| 3 | 1 | 2:15.877 | 35.800 | 42.648 | 57.429 | 221.3 | 6:53.981 | |
| 4 | 1 | 2:15.339 | 35.736 | 42.415 | 57.188 | 223.1 | 9:09.320 | |
| 5 | 1 | 2:15.277 | 35.763 | 42.286 | 57.228 | 223.6 | 11:24.597 | |
| 6 | 1 | 2:14.731 | 35.547 | 42.319 | 56.865 | 220.0 | 13:39.328 | |
| 7 | 1 | 2:15.106 | 35.492 | 42.291 | 57.323 | 224.1 | 15:54.434 | |
| 8 | 1 | 2:15.039 | 35.502 | 42.433 | 57.104 | 221.8 | 18:09.473 | |
| 9 | 1 | 2:14.838 | 35.478 | 42.243 | 57.117 | 223.1 | 20:24.311 | |
| 10 | 1 | 2:15.048 | 35.560 | 42.407 | 57.081 | 223.6 | 22:39.359 | |
| 11 | 1 | 2:15.041 | 35.514 | 42.337 | 57.190 | 224.1 | 24:54.400 | |
| 12 | 1 | 2:15.362 | 35.632 | 42.523 | 57.207 | 221.8 | 27:09.762 | |
| 13 | 1 | 2:14.988 | 35.419 | 42.368 | 57.201 | 222.7 | 29:24.750 | |
| 14 | 1 | 2:21.474 | 36.090 | 42.293 | 1:03.091 | 223.6 | 31:46.224 | |

| 93 | | Petrogold | | | | | Ligier JS P4 | |
|----|---|---------------------|----------|----------|----------|-------|--------------|--|
| | | 1.Christian GARDUÑO | | | | | JS P4 | |
| | | 2.Andrei DUNA | | | | | | |
| 1 | 2 | 2:17.359 | 39.661 | 42.189 | 55.509 | | 2:17.359 | |
| 2 | 2 | 2:12.548 | 34.751 | 40.977 | 56.820 | 236.8 | 4:29.907 | |
| 3 | 2 | 2:10.083 | 34.566 | 40.713 | 54.804 | 235.8 | 6:39.990 | |
| 4 | 2 | 2:11.002 | 35.464 | 40.778 | 55.060 | 236.3 | 8:50.992 | |
| 5 | 2 | 2:08.821 | 34.004 | 40.181 | 54.636 | 235.8 | 10:59.813 | |
| 6 | 2 | 2:09.350 | 34.230 | 40.678 | 54.442 | 236.3 | 13:09.163 | |
| 7 | 2 | 2:09.682 | 34.180 | 40.636 | 54.866 | 234.3 | 15:18.845 | |
| 8 | 2 | 2:09.235 | 34.091 | 40.578 | 54.566 | 235.8 | 17:28.080 | |
| 9 | 2 | 2:09.254 | 34.087 | 40.452 | 54.715 | 235.8 | 19:37.334 | |
| 10 | 2 | 2:10.097 | 34.798 | 40.570 | 54.729 | 236.8 | 21:47.431 | |
| 11 | 2 | 2:10.613 | 34.239 | 40.558 | 55.816 | 233.8 | 23:58.044 | |
| 12 | 2 | 2:10.235 | 34.485 | 40.693 | 55.057 | 233.3 | 26:08.279 | |
| 13 | 2 | 2:10.794 | 34.540 | 41.099 | 55.155 | 233.3 | 28:19.073 | |
| 14 | 2 | 3:37.017 | 34.593 | 40.784 | 2:21.640 | 234.8 | 31:56.090 | |
| 15 | 1 | 2:28.746 | 51.534 | 41.474 | 55.738 | 142.9 | 34:24.836 | |
| 16 | 1 | 2:11.698 | 34.867 | 41.347 | 55.484 | 235.3 | 36:36.534 | |
| 17 | 1 | 2:19.775 | 37.281 | 46.898 | 55.596 | 233.8 | 38:56.309 | |
| 18 | 1 | 2:11.399 | 34.541 | 40.814 | 56.044 | 234.3 | 41:07.708 | |
| 19 | 1 | 2:12.414 | 35.101 | 41.068 | 56.245 | 234.3 | 43:20.122 | |
| 20 | 1 | 2:12.841 | 35.262 | 41.518 | 56.061 | 234.3 | 45:32.963 | |
| 21 | 1 | 2:11.220 | 34.546 | 41.357 | 55.347 | 234.8 | 47:44.183 | |
| 22 | 1 | 2:12.043 | 34.672 | 41.338 | 56.033 | 236.8 | 49:56.226 | |
| 23 | 1 | 2:11.149 | 34.729 | 40.771 | 55.649 | 237.4 | 52:07.375 | |
| 24 | 1 | 2:10.990 | 34.675 | 41.079 | 55.236 | 235.8 | 54:18.365 | |
| 25 | 1 | 2:14.378 | 34.683 | 40.953 | 58.742 | 235.3 | 56:32.743 | |
| 26 | 1 | 3:26.234 | 36.193 | 1:10.642 | 1:39.399 | 233.8 | 59:58.977 | |
| 27 | 1 | 3:30.753 | 1:02.039 | 1:09.500 | 1:19.214 | | 1:03:29.730 | |

| 94 | | Pegasus Racing | | | | | Ligier JS2 R | |
|----|---|---------------------|--------|--------|----------|-------|--------------|--|
| | | 1.Jorda MEYER | | | | | JS2 R | |
| | | 2.Kasparas VINGILIS | | | | | | |
| 1 | 1 | 2:30.664 | 44.449 | 45.331 | 1:00.884 | | 2:30.664 | |
| 2 | 1 | 2:18.603 | 36.868 | 43.201 | 58.534 | 224.1 | 4:49.267 | |
| 3 | 1 | 2:18.689 | 36.590 | 43.221 | 58.878 | 223.6 | 7:07.956 | |
| 4 | 1 | 2:19.240 | 37.066 | 43.009 | 59.165 | 222.7 | 9:27.196 | |
| 5 | 1 | 2:17.880 | 36.534 | 42.848 | 58.498 | 225.5 | 11:45.076 | |
| 6 | 1 | 2:17.533 | 36.568 | 42.705 | 58.260 | 224.1 | 14:02.609 | |
| 7 | 1 | 2:17.177 | 36.458 | 42.777 | 57.942 | 223.6 | 16:19.786 | |
| 8 | 1 | 2:17.196 | 36.157 | 42.890 | 58.149 | 224.5 | 18:36.982 | |
| 9 | 1 | 2:17.511 | 36.351 | 42.773 | 58.387 | 225.5 | 20:54.493 | |
| 10 | 1 | 2:16.913 | 36.275 | 42.837 | 57.801 | 224.5 | 23:11.406 | |
| 11 | 1 | 2:17.452 | 36.159 | 42.834 | 58.459 | 224.1 | 25:28.858 | |

LIGIER

EUROPEAN SERIES



Ligier European Series

Le Castellet Heat

Race 2

Sector Analysis

| Lap | D | Time | Sector 1 | Sector 2 | Sector 3 | T. Spd | Elapsed | Lap | D | Time | Sector 1 | Sector 2 | Sector 3 | T. Spd | Elapsed |
|-----|---|-------------------|----------|---------------|----------|--------|-------------|-----|---|------|----------|----------|----------|--------|---------|
| 12 | 1 | 2:18.514 | 36.611 | 43.075 | 58.825 | 223.1 | 27:47.369 | | | | | | | | |
| 13 | 1 | 2:24.915 B | 36.935 | 43.049 | 1:04.931 | 226.4 | 30:12.284 | | | | | | | | |
| 14 | 2 | 3:54.816 | 2:13.969 | 42.767 | 58.080 | 135.3 | 34:07.100 | | | | | | | | |
| 15 | 2 | 2:17.060 | 36.451 | 42.287 | 58.322 | 224.1 | 36:24.160 | | | | | | | | |
| 16 | 2 | 2:16.995 | 36.454 | 42.648 | 57.893 | 223.1 | 38:41.155 | | | | | | | | |
| 17 | 2 | 2:17.745 | 36.328 | 43.040 | 58.377 | 224.1 | 40:58.900 | | | | | | | | |
| 18 | 2 | 2:17.211 | 36.324 | 42.541 | 58.346 | 224.5 | 43:16.111 | | | | | | | | |
| 19 | 2 | 2:17.674 | 36.205 | 42.604 | 58.865 | 225.0 | 45:33.785 | | | | | | | | |
| 20 | 2 | 2:16.762 | 36.277 | 42.561 | 57.924 | 224.1 | 47:50.547 | | | | | | | | |
| 21 | 2 | 2:17.589 | 36.433 | 42.856 | 58.300 | 222.7 | 50:08.136 | | | | | | | | |
| 22 | 2 | 2:18.092 | 37.155 | 42.630 | 58.307 | 224.1 | 52:26.228 | | | | | | | | |
| 23 | 2 | 2:17.584 | 36.204 | 43.368 | 58.012 | 226.4 | 54:43.812 | | | | | | | | |
| 24 | 2 | 2:22.962 | 36.843 | 44.530 | 1:01.589 | 225.0 | 57:06.774 | | | | | | | | |
| 25 | 2 | 2:57.596 | 37.691 | 44.231 | 1:35.674 | 218.6 | 1:00:04.370 | | | | | | | | |
| 26 | 2 | 3:30.474 | 1:04.101 | 1:11.061 | 1:15.312 | | 1:03:34.844 | | | | | | | | |

| 99 Team Virage | | Ligier JS P4 | | | | | | | | | | | | | |
|-------------------|---|-------------------|---------------|---------------|---------------|-------|-------------|--|--|--|--|--|--|--|--|
| 1.Arnaud MALIZIA | | JS P4 | | | | | | | | | | | | | |
| 2.Victor AEGERTER | | | | | | | | | | | | | | | |
| 1 | 2 | 2:18.523 | 39.921 | 42.266 | 56.336 | | 2:18.523 | | | | | | | | |
| 2 | 2 | 2:12.539 | 34.986 | 41.060 | 56.493 | 232.8 | 4:31.062 | | | | | | | | |
| 3 | 2 | 2:13.869 | 35.651 | 42.263 | 55.955 | 234.8 | 6:44.931 | | | | | | | | |
| 4 | 2 | 2:12.445 | 34.824 | 41.082 | 56.539 | 232.8 | 8:57.376 | | | | | | | | |
| 5 | 2 | 2:10.993 | 34.666 | 40.932 | 55.395 | 235.8 | 11:08.369 | | | | | | | | |
| 6 | 2 | 2:10.714 | 34.413 | 40.932 | 55.369 | 233.8 | 13:19.083 | | | | | | | | |
| 7 | 2 | 2:11.298 | 34.901 | 41.248 | 55.449 | 234.3 | 15:30.381 | | | | | | | | |
| 8 | 2 | 2:10.330 | 34.313 | 40.735 | 55.282 | 236.3 | 17:40.711 | | | | | | | | |
| 9 | 2 | 2:10.812 | 34.605 | 40.844 | 55.363 | 233.8 | 19:51.523 | | | | | | | | |
| 10 | 2 | 2:10.578 | 34.394 | 40.934 | 55.250 | 237.4 | 22:02.101 | | | | | | | | |
| 11 | 2 | 2:11.028 | 34.828 | 40.985 | 55.215 | 236.8 | 24:13.129 | | | | | | | | |
| 12 | 2 | 2:10.897 | 34.521 | 41.223 | 55.153 | 234.3 | 26:24.026 | | | | | | | | |
| 13 | 2 | 2:11.450 | 34.570 | 41.265 | 55.615 | 233.8 | 28:35.476 | | | | | | | | |
| 14 | 2 | 2:19.469 B | 34.867 | 41.497 | 1:03.105 | 235.3 | 30:54.945 | | | | | | | | |
| 15 | 1 | 3:48.175 | 2:11.444 | 41.081 | 55.650 | 142.3 | 34:43.120 | | | | | | | | |
| 16 | 1 | 2:10.712 | 34.698 | 40.616 | 55.398 | 234.8 | 36:53.832 | | | | | | | | |
| 17 | 1 | 2:10.604 | 34.537 | 40.550 | 55.517 | 233.8 | 39:04.436 | | | | | | | | |
| 18 | 1 | 2:09.997 | 34.251 | 40.555 | 55.191 | 237.4 | 41:14.433 | | | | | | | | |
| 19 | 1 | 2:09.749 | 34.227 | 40.422 | 55.100 | 236.8 | 43:24.182 | | | | | | | | |
| 20 | 1 | 2:10.016 | 34.200 | 40.671 | 55.145 | 238.4 | 45:34.198 | | | | | | | | |
| 21 | 1 | 2:10.394 | 34.109 | 40.650 | 55.635 | 236.3 | 47:44.592 | | | | | | | | |
| 22 | 1 | 2:11.048 | 34.524 | 40.810 | 55.714 | 238.4 | 49:55.640 | | | | | | | | |
| 23 | 1 | 2:09.767 | 34.310 | 40.501 | 54.956 | 235.8 | 52:05.407 | | | | | | | | |
| 24 | 1 | 2:09.585 | 34.285 | 40.516 | 54.784 | 235.3 | 54:14.992 | | | | | | | | |
| 25 | 1 | 2:14.106 | 34.456 | 40.448 | 59.202 | 236.3 | 56:29.098 | | | | | | | | |
| 26 | 1 | 3:29.330 | 37.639 | 1:12.239 | 1:39.452 | 198.2 | 59:58.428 | | | | | | | | |
| 27 | 1 | 3:30.722 | 1:02.056 | 1:08.971 | 1:19.695 | | 1:03:29.150 | | | | | | | | |