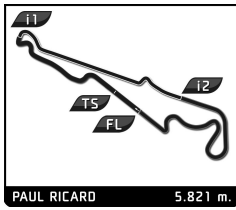


LIGIER

EUROPEAN SERIES



Ligier European Series Le Castellet Heat Race 1

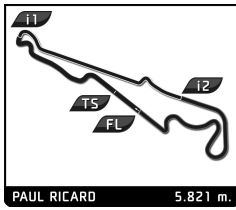
Sector Analysis

Lap under Red Flag Invalidated Lap Personal Best Session Best B Crossing the pit lane

Lap	D	Time	Sector 1	Sector 2	Sector 3	T. Spd	Elapsed	Lap	D	Time	Sector 1	Sector 2	Sector 3	T. Spd	Elapsed
1 Team Virage 1.Sebastien KAWPENG 2.Brandon MCCAUGHAN								Ligier JS P4 JS P4							
1	2	2:13.210	37.386	40.949	54.875		2:13.210	22	2	2:16.147	35.882	42.475	57.760	227.8	54:17.141
2	2	2:09.939	34.248	40.978	54.713	234.3	4:23.149	23	2	2:15.535	35.721	42.356	57.458	226.9	56:32.676
3	2	2:10.057	34.961	40.589	54.507	235.3	6:33.206	24	2	2:17.834	36.001	42.920	58.913	228.3	58:50.510
4	2	2:33.286	33.906	40.513	1:18.867	234.8	9:06.492	25	2	3:47.241	43.254	1:26.929	1:37.058	142.9	1:02:37.751
5	2	3:44.438	59.923	1:19.415	1:25.100	142.7	12:50.930								
6	2	2:54.796	41.648	52.182	1:20.966	204.9	15:45.726								
7	2	2:09.770	34.671	40.481	54.618	236.3	17:55.496								
8	2	2:09.133	34.206	40.376	54.551	235.3	20:04.629								
9	2	2:09.048	34.083	40.402	54.563	235.3	22:13.677								
10	2	2:09.407	34.191	40.518	54.698	235.3	24:23.084								
11	2	2:10.516	34.178	40.597	55.741	234.3	26:33.600								
12	2	2:10.427	34.563	41.038	54.826	233.3	28:44.027								
13	2	2:09.775	34.224	40.601	54.950	234.3	30:53.802								
14	2	2:16.483	34.242	40.623	1:01.618	235.3	33:10.285								
15	1	3:48.618	2:11.918	41.173	55.527	142.1	36:58.903								
16	1	2:11.665	34.646	41.460	55.559	234.8	39:10.568								
17	1	2:12.549	34.854	42.113	55.582	235.3	41:23.117								
18	1	2:11.116	34.623	41.250	55.243	234.8	43:34.233								
19	1	2:11.537	34.345	41.618	55.574	235.8	45:45.770								
20	1	2:11.240	34.867	41.203	55.170	234.8	47:57.010								
21	1	2:10.473	34.543	40.809	55.121	236.3	50:07.483								
22	1	2:10.893	34.803	40.772	55.318	235.8	52:18.376								
23	1	2:11.075	34.465	41.012	55.598	236.8	54:29.451								
24	1	2:10.868	34.560	41.120	55.188	234.8	56:40.319								
25	1	2:21.363	34.658	42.739	1:03.966	237.4	59:01.682								
26	1	3:38.998	39.014	1:25.418	1:34.566	189.8	1:02:40.680								
3 LR Motorsport 1.Noah ROSSER 2.Andrea FRIZZA								Ligier JS2 R JS2 R							
1	1	2:26.411	43.671	43.828	58.912		2:26.411								
2	1	2:19.074	36.578	44.154	58.342	229.3	4:45.485								
3	1	2:18.744	36.699	43.825	58.220	228.3	7:04.229								
4	1	2:23.958	36.597	47.268	1:00.093	226.4	9:28.187								
5	1	3:34.015	54.565	1:15.277	1:24.173	201.1	13:02.202								
6	1	2:52.117	44.673	50.954	1:16.490	144.0	15:54.319								
7	1	2:20.070	37.338	44.388	58.344	228.8	18:14.389								
8	1	2:16.220	35.959	42.520	57.741	226.9	20:30.609								
9	1	2:19.639	36.496	44.586	58.557	227.8	22:50.248								
10	1	2:17.008	36.125	42.906	57.977	228.8	25:07.256								
11	1	2:16.242	35.966	42.653	57.623	228.3	27:23.498								
12	1	2:16.831	36.280	42.429	58.122	228.3	29:40.329								
13	1	3:45.526	36.262	42.606	2:26.658	227.8	33:25.855								
14	2	2:35.184	54.121	42.894	58.169	137.1	36:01.039								
15	2	2:16.282	35.893	42.546	57.843	225.0	38:17.321								
16	2	2:16.670	35.732	42.604	58.334	227.8	40:33.991								
17	2	2:16.479	35.728	42.565	58.186	227.8	42:50.470								
18	2	2:17.773	36.739	42.912	58.122	225.9	45:08.243								
19	2	2:17.600	36.699	42.760	58.141	225.0	47:25.843								
20	2	2:17.623	36.102	42.678	58.843	226.4	49:43.466								
21	2	2:17.558	36.728	42.570	58.260	227.8	52:01.024								
6 ANS Motorsport 1.Ethan PHARAMOND 2.Mika ABRAHAMS								Ligier JS P4 JS P4							
1	1	2:13.710	37.059	41.523	55.128		2:13.710								
2	1	2:09.699	34.451	40.813	54.435	237.9	4:23.409								
3	1	2:08.956	34.391	40.513	54.052	242.2	6:32.365								
4	1	2:33.540	34.281	40.525	1:18.734	235.3	9:05.905								
5	1	3:44.214	59.985	1:19.297	1:24.932	149.6	12:50.119								
6	1	2:55.231	41.925	51.998	1:21.308	190.8	15:45.350								
7	1	2:09.768	34.557	40.687	54.524	237.9	17:55.118								
8	1	2:08.841	33.926	40.496	54.419	237.9	20:03.959								
9	1	2:08.904	34.309	40.221	54.374	237.9	22:12.863								
10	1	2:09.041	33.954	40.512	54.575	238.4	24:21.904								
11	1	2:08.983	34.159	40.544	54.280	238.9	26:30.887								
12	1	2:09.070	34.060	40.537	54.473	235.8	28:39.957								
13	1	2:15.307	34.039	40.409	1:00.859	234.3	30:55.264								
14	2	3:47.271	2:11.183	40.656	55.432	140.1	34:42.535								
15	2	2:09.549	34.057	40.552	54.940	236.8	36:52.084								
16	2	2:09.106	34.119	40.487	54.500	236.8	39:01.190								
17	2	2:09.338	34.164	40.391	54.783	235.3	41:10.528								
18	2	2:09.518	34.222	40.616	54.680	236.8	43:20.046								
19	2	2:08.983	34.025	40.501	54.457	236.3	45:29.029								
20	2	2:09.458	34.430	40.469	54.559	238.9	47:38.487								
21	2	2:09.345	34.070	40.690	54.585	235.8	49:47.832								
22	2	2:10.911	34.126	41.525	55.260	237.9	51:58.743								
23	2	2:09.085	33.978	40.776	54.331	237.4	54:07.828								
24	2	2:09.781	35.025	40.496	54.260	239.5	56:17.609								
25	2	2:28.914	34.319	41.213	1:13.382	236.3	58:46.523								
26	2	3:49.068	43.109	1:28.653	1:37.306	155.4	1:02:35.591								
7 LR Motorsport 1.Simone RICCITELLI 2.Pietro FERRI								Ligier JS P4 JS P4							
1	2	2:14.879	37.760	42.127	54.992		2:14.879								
2	2	2:09.640	34.545	40.703	54.392	231.3	4:24.519								
3	2	2:08.999	34.392	40.430	54.177	235.8	6:33.518								
4	2	2:33.497	34.426	40.768	1:18.303	236.8	9:07.015								
5	2	3:44.492	1:00.311	1:19.209	1:24.972	146.3	12:51.507								
6	2	2:54.924	41.703	51.924	1:21.297	181.5	15:46.431								
7	2	2:09.991	34.861	40.705	54.425	235.8	17:56.422								
8	2	2:09.126	34.237	40.593	54.296	235.8	20:05.548								
9	2	2:08.845	34.241	40.469	54.135	234.8	22:14.393								
10	2	2:08.917	34.240	40.508	54.169	236.3	24:23.310								
11	2	2:10.310	34.476	40.497	55.337	236.8	26:33.620								
12	2	3:37.930	34.955	40.928	2:22.047	231.8	30:11.550								
13	1	2:26.323	50.787	40.889	54.647	141.5	32:37.873								
14	1	2:09.136	34.198	40.348	54.590	234.3	34:47.009								
15	1	2:09.591	34.550	40.495	54.546	236.8	36:56.600								
16	1	2:09.079	34.236	40.419	54.424	238.4	39:05.679								
17	1	2:09.344	34.556	40.564	54.224	237.9	41:15.023								

LIGIER

EUROPEAN SERIES



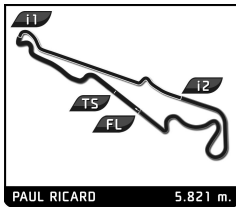
Ligier European Series Le Castellet Heat Race 1

Sector Analysis

Lap under Red Flag											Invalidated Lap											Personal Best											Session Best											B Crossing the pit lane										
Lap	D	Time	Sector 1	Sector 2	Sector 3	T. Spd	Elapsed	Lap	D	Time	Sector 1	Sector 2	Sector 3	T. Spd	Elapsed	Lap	D	Time	Sector 1	Sector 2	Sector 3	T. Spd	Elapsed	Lap	D	Time	Sector 1	Sector 2	Sector 3	T. Spd	Elapsed	Lap	D	Time	Sector 1	Sector 2	Sector 3	T. Spd	Elapsed															
8	1	2:16.789	35.973	43.008	57.808	225.0	20:30.093	4	1	2:31.285	34.553	41.104	1:15.628	232.8	9:07.677	19	1	2:17.294	39.077	41.916	56.301		2:17.294	1	1	2:15.591	38.636	41.689	55.266		2:15.591																							
9	1	2:19.389	37.520	43.595	58.274	225.9	22:49.482	5	1	3:44.637	1:00.795	1:19.221	1:24.621	142.5	12:52.314	2	1	2:11.786	34.713	41.870	55.203	235.8	4:29.080	2	1	2:11.405	34.327	41.348	55.430	236.8	4:26.696																							
10	1	2:17.093	35.912	43.174	58.007	227.4	25:06.575	6	1	2:54.410	41.680	51.859	1:20.871	170.1	15:46.724	3	1	2:10.846	34.447	41.180	55.219	237.9	6:39.926	3	1	2:09.696	34.637	40.713	54.616	241.6	22:22.403																							
11	1	2:16.660	35.719	43.040	57.901	224.1	27:23.235	7	1	2:11.779	34.886	41.591	55.302	241.6	17:58.503	4	1	2:30.105	34.528	40.791	1:14.786	240.5	9:10.031	4	1	2:09.966	34.637	40.713	54.616	241.6	22:22.403																							
12	1	2:16.854	36.008	42.667	58.179	223.6	29:40.089	8	1	2:37.784	35.045	41.454	1:21.285	237.4	20:36.287	5	1	3:44.577	1:01.797	1:18.030	1:24.750	143.4	12:54.608	5	1	2:22.801	37.493	45.021	1:00.287	224.1	9:32.590																							
13	1	2:24.742	B	36.846	42.748	1:05.148	224.5	32:04.831	9	1	2:12.234	34.479	41.124	56.631	236.3	22:48.521	6	1	2:53.553	42.162	51.527	1:19.864	179.4	15:48.161	6	1	2:22.801	37.493	45.021	1:00.287	224.1	9:32.590																						
14	2	3:52.963	2:12.189	42.889	57.885	134.8	35:57.794	10	1	2:10.135	34.556	40.863	54.716	235.8	24:58.656	7	1	2:11.150	35.061	40.934	55.155	235.8	17:59.311	7	1	2:19.799	36.784	43.520	59.495	226.9	20:35.858																							
15	2	2:18.530	35.983	43.375	59.172	225.5	38:16.324	11	1	2:10.098	34.283	40.658	55.157	233.8	27:08.754	8	1	2:13.126	35.108	40.900	57.118	235.8	20:12.437	8	1	2:21.301	37.362	43.637	1:00.302	222.7	22:57.159																							
16	2	2:17.046	36.060	42.959	58.027	225.0	40:33.370	12	1	3:38.514	B	34.192	41.056	2:23.266	233.3	30:47.268	9	1	2:09.966	34.637	40.713	54.616	241.6	22:22.403	9	1	2:21.301	37.362	43.637	1:00.302	222.7	22:57.159																						
17	2	2:16.994	35.850	42.675	58.469	225.0	42:50.364	13	2	2:29.052	51.716	41.169	56.167	140.6	33:16.320	10	1	2:09.741	34.357	40.859	54.525	233.3	41:57.044	10	1	2:20.408	37.187	43.679	59.542	223.1	25:17.567																							
18	2	2:18.318	36.444	43.065	58.809	224.5	45:08.682	14	2	2:10.103	34.749	41.018	55.366	234.8	35:27.423	11	1	2:09.966	34.637	40.713	54.616	241.6	22:22.403	11	1	2:21.594	37.780	43.954	59.857	223.6	27:39.158																							
19	2	2:18.370	37.566	42.941	57.863	223.6	47:27.052	15	2	2:10.169	34.464	40.849	54.856	228.3	37:37.592	12	1	2:09.741	34.357	40.859	54.525	233.3	41:57.044	12	1	2:20.594	37.780	43.954	59.857	223.6	27:39.158																							
20	2	2:17.047	36.144	42.879	58.024	225.9	49:44.099	16	2	2:09.711	34.062	40.833	54.816	234.8	39:47.303	13	2	2:27.199	50.754	41.092	55.353	141.7	35:14.527	13	1	2:21.301	37.362	43.637	1:00.302	222.7	22:57.159																							
21	2	2:17.681	36.687	42.933	58.061	223.6	52:01.780	17	2	2:09.741	34.357	40.859	54.525	233.3	41:57.044	14	2	2:10.060	34.242	40.930	54.888	235.3	37:24.587	14	1	2:20.408	37.187	43.679	59.542	223.1	25:17.567																							
22	2	2:16.176	35.855	42.518	57.803	226.9	54:17.956	18	2	2:10.168	34.073	40.995	55.100	233.3	44:07.212	15	2	2:09.966	34.637	40.713	54.616	241.6	22:22.403	15	1	2:21.594	37.780	43.954	59.857	223.6	27:39.158																							
23	2	2:16.721	35.961	42.622	58.138	226.4	56:34.677	19	2	2:09.845	34.255	40.848	54.742	234.8	46:17.057	16	2	2:10.060	34.242	40.930	54.888	235.3	37:24.587	16	1	2:20.408	37.187	43.679	59.542	223.1	25:17.567																							
24	2	2:26.144	36.008	44.545	1:05.591	225.5	59:00.821	20	2	2:09.560	34.294	40.715	54.554	235.3	48:26.617	17	2	2:10.457	34.223	40.995	55.239	237.4	39:35.044	17	1	2:20.408	37.187	43.679	59.542	223.1	25:17.567																							
25	2	3:39.398	38.908	1:25.529	1:34.961	195.7	1:02:40.219	21	2	2:10.212	34.224	40.619	55.369	235.3	50:36.829	18	2	2:09.845	34.255	40.848	54.742	234.8	46:17.057	18	1	2:21.594	37.780	43.954	59.857	223.6	27:39.158																							
<div style="display: flex; justify-content: space-between;"> <div style="border: 1px solid black; padding: 5px;"> 19 Trajectus Motorsport 1.Vincent BOUTEILLER 2.Tomas POMPIDOU Ligier JS P4 JS P4 </div> </div>																																																						
1	1	2:17.294	39.077	41.916	56.301		2:17.294	23	2	2:09.455	34.143	40.772	54.540	234.3	54:56.851	<div style="display: flex; justify-content: space-between;"> <div style="border: 1px solid black; padding: 5px;"> 33 Petrogold 1.Jan Duran OLIVE 2.Scott MARSH Ligier JS P4 JS P4 </div> </div>																																						
2	1	2:11.786	34.713	41.870	55.203	235.8	4:29.080	24	2	2:09.455	34.143	40.772	54.540	234.3	54:56.851	1	2	4:59.609	40.633	3:17.862	1:01.114		4:59.609	<div style="display: flex; justify-content: space-between;"> <div style="border: 1px solid black; padding: 5px;"> 35 Veloso Motorsport 1.Pedro MARREIROS 2.José MARREIROS Ligier JS2 R JS2 R P/A </div> </div>																														
3	1	2:10.846	34.447	41.180	55.219	237.9	6:39.926	25	2	2:21.100	34.328	48.856	57.916	232.8	59:27.744	2	1	2:27.116	43.309	44.609	59.198		2:27.116	<div style="display: flex; justify-content: space-between;"> <div style="border: 1px solid black; padding: 5px;"> 20 Trajectus Motorsport 1.Gabriel DOYLE-PARFAIT 2.Nickolas ELLIS Ligier JS P4 JS P4 </div> </div>																														
4	1	2:30.105	34.528	40.791	1:14.786	240.5	9:10.031	26	2	3:15.079	34.792	1:06.552	1:33.735	234.3	1:02:42.823	3	1	2:21.470	37.079	44.625	59.466	226.4	4:48.286	<div style="display: flex; justify-content: space-between;"> <div style="border: 1px solid black; padding: 5px;"> 20 Trajectus Motorsport 1.Gabriel DOYLE-PARFAIT 2.Nickolas ELLIS Ligier JS P4 JS P4 </div> </div>																														
5	1	3:44.577	1:01.797	1:18.030	1:24.750	143.4	12:54.608	27	2	2:10.567	34.597	40.576	55.394	236.3	52:47.396	4	1	2:21.503	37.182	44.025	1:00.296	225.0	7:09.789	<div style="display: flex; justify-content: space-between;"> <div style="border: 1px solid black; padding: 5px;"> 20 Trajectus Motorsport 1.Gabriel DOYLE-PARFAIT 2.Nickolas ELLIS Ligier JS P4 JS P4 </div> </div>																														
6	1	2:53.553	42.162	51.527	1:19.864	179.4	15:48.161	28	2	2:10.567	34.597	40.576	55.394	236.3	52:47.396	5	1	3:31.869	52.539	1:15.709	1:23.621	223.1	13:04.459	<div style="display: flex; justify-content: space-between;"> <div style="border: 1px solid black; padding: 5px;"> 20 Trajectus Motorsport 1.Gabriel DOYLE-PARFAIT 2.Nickolas ELLIS Ligier JS P4 JS P4 </div> </div>																														
7	1	2:11.150	35.061	40.934	55.155	235.8	17:59.311	29	2	2:10.567	34.597	40.576	55.394	236.3	52:47.396	6	1	2:51.861	45.289	51.967	1:14.605	127.5	15:56.320	<div style="display: flex; justify-content: space-between;"> <div style="border: 1px solid black; padding: 5px;"> 20 Trajectus Motorsport 1.Gabriel DOYLE-PARFAIT 2.Nickolas ELLIS Ligier JS P4 JS P4 </div> </div>																														
8	1	2:13.126	35.108	40.900	57.118	235.8	20:12.437	30	2	2:10.567	34.597	40.576	55.394	236.3	52:47.396	7	1	2:19.739	37.048	43.476	59.215	224.5	18:16.059	<div style="display: flex; justify-content: space-between;"> <div style="border: 1px solid black; padding: 5px;"> 20 Trajectus Motorsport 1.Gabriel DOYLE-PARFAIT 2.Nickolas ELLIS Ligier JS P4 JS P4 </div> </div>																														
9	1	2:09.966	34.637	40.713	54.616	241.6	22:22.403	31	2	2:10.567	34.597	40.576	55.394	236.3	52:47.396	8	1	2:19.799	36.784	43.520	59.495	226.9	20:35.858	<div style="display: flex; justify-content: space-between;"> <div style="border: 1px solid black; padding: 5px;"> 20 Trajectus Motorsport 1.Gabriel DOYLE-PARFAIT 2.Nickolas ELLIS Ligier JS P4 JS P4 </div> </div>																														
10	1	2:09.496	34.142	40.693	54.664	235.8	24:31.899	32	2	2:10.567	34.597	40.576	55.394	236.3	52:47.396	9	1	2:21.301	37.362	43.637	1:00.302	222.7	22:57.159	<div style="display: flex; justify-content: space-between;"> <div style="border: 1px solid black; padding: 5px;"> 20 Trajectus Motorsport 1.Gabriel DOYLE-PARFAIT 2.Nickolas ELLIS Ligier JS P4 JS P4 </div> </div>																														
11	1	2:09.743	34.249	40.469	55.025	238.4	26:41.642	33	2	2:10.567	34.597	40.576	55.394	236.3	52:47.396	10	1	2:20.408	37.187	43.679	59.542	223.1	25:17.567	<div style="display: flex; justify-content: space-between;"> <div style="border: 1px solid black; padding: 5px;"> 20 Trajectus Motorsport 1.Gabriel DOYLE-PARFAIT 2.Nickolas ELLIS Ligier JS P4 JS P4 </div> </div>																														
12	1	2:09.792	34.365	40.506	54.924	238.9	28:51.434	34	1	2:22.801	37.493	45.021	1:00.287	224.1	9:32.590	11	1	2:21.594	37.780	43.954	59.857	223.6	27:39.158	<div style="display: flex; justify-content: space-between;"> <div style="border: 1px solid black; padding: 5px;"> 20 Trajectus Motorsport 1.Gabriel DOYLE-PARFAIT 2.Nickolas ELLIS Ligier JS P4 JS P4 </div> </div>																														
13	1	3:55.894	B	34.482	40.497	2:40.915	235.8	32:47.328	35	1	2:22.801	37.493	45.021	1:00.287	224.1	9:32.590	12	1	2:30.139	B	37.310	44.863	1:07.966	222.2	30:09.297	<div style="display: flex; justify-content: space-between;"> <div style="border: 1px solid black; padding: 5px;"> 20 Trajectus Motorsport 1.Gabriel DOYLE-PARFAIT 2.Nickolas ELLIS Ligier JS P4 JS P4 </div> </div>																												
14	2	2:27.199	50.754	41.092	55.353	141.7	35:14.527	36	1	2:22.801	37.493	45.021	1:00.287	224.1	9:32.590	13	2	4:04.312	2:21.512	43.370	59.430	127.2	34:13.609	<div style="display: flex; justify-content: space-between;"> <div style="border: 1px solid black; padding: 5px;"> 20 Trajectus Motorsport 1.Gabriel DOYLE-PARFAIT 2.Nickolas ELLIS Ligier JS P4 JS P4 </div> </div>																														
15	2	2:10.060	34.242	40.930	54.888	235.3	37:24.587	37	1	2:19.739	37.048	43.476	59.215	224.5	18:16.059	14	2	2:20.189	37.297	43.777	59.115	224.5	36:33.798	<div style="display: flex; justify-content: space-between;"> <div style="border: 1px solid black; padding: 5px;"> 20 Trajectus Motorsport 1.Gabriel DOYLE-PARFAIT 2.Nickolas ELLIS Ligier JS P4 JS P4 </div> </div>																														
16	2	2:10.457	34.223	40.995	55.239	237.4	39:35.044	38	1	2:19.739	37.048	43.476	59.215	224.5	18:16.059																																							

LIGIER

EUROPEAN SERIES



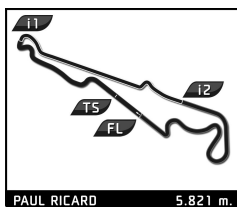
Ligier European Series Le Castellet Heat Race 1

Sector Analysis

Lap under Red Flag										Invalidated Lap		Personal Best		Session Best		B Crossing the pit lane				
Lap	D	Time	Sector 1	Sector 2	Sector 3	T. Spd	Elapsed	Lap	D	Time	Sector 1	Sector 2	Sector 3	T. Spd	Elapsed					
41		VSF Sports 1. Daniel DALLAKYAN 2. Antonin BERNARD									Ligier JS2 R JS2 R									
24	2	2:26.121	38.954	45.019	1:02.148	222.7	59:53.325	21	1	2:14.245	35.351	41.721	57.173	231.3	50:57.998					
25	2	2:51.163	38.198	44.455	1:28.510	224.1	1:02:44.488	22	1	2:14.174	35.352	41.632	57.190	233.8	53:12.172					
26	1	2:20.485	B	35.483	41.969	1:03.033	232.8	55:32.657	23	1	2:20.485	B	35.483	41.969	1:03.033	232.8	55:32.657			
27	1	2:31.751	51.564	42.291	57.896	145.9	58:04.408	24	1	2:31.751	51.564	42.291	57.896	145.9	58:04.408					
28	1	2:58.894	1:05.917	52.076	1:00.901	135.0	1:01:03.302	25	1	2:58.894	1:05.917	52.076	1:00.901	135.0	1:01:03.302					
29	1	2:23.271	37.014	45.362	1:00.895	216.0	1:03:26.573	26	1	2:23.271	37.014	45.362	1:00.895	216.0	1:03:26.573					
57		M Racing 1. August THERBO 2. Martin LACQUEMANNE									Ligier JS P4 JS P4									
1	1	2:12.433	36.108	41.430	54.895		2:12.433	1	1	2:12.433	36.108	41.430	54.895		2:12.433					
2	1	2:09.907	34.059	41.273	54.575	231.3	4:22.340	2	1	2:09.907	34.059	41.273	54.575	231.3	4:22.340					
3	1	2:09.100	33.790	40.844	54.466	232.8	6:31.440	3	1	2:09.100	33.790	40.844	54.466	232.8	6:31.440					
4	1	2:33.627	33.897	40.764	1:18.966	231.3	9:05.067	4	1	2:33.627	33.897	40.764	1:18.966	231.3	9:05.067					
5	1	3:44.314	59.859	1:19.172	1:25.283	159.1	12:49.381	5	1	3:44.314	59.859	1:19.172	1:25.283	159.1	12:49.381					
6	1	2:55.533	42.167	51.708	1:21.658	188.2	15:44.914	6	1	2:55.533	42.167	51.708	1:21.658	188.2	15:44.914					
7	1	2:09.700	34.313	40.905	54.482	232.3	17:54.614	7	1	2:09.700	34.313	40.905	54.482	232.3	17:54.614					
8	1	2:08.714	33.763	40.564	54.387	232.3	20:03.328	8	1	2:08.714	33.763	40.564	54.387	232.3	20:03.328					
9	1	2:09.063	33.772	40.905	54.386	233.3	22:12.391	9	1	2:09.063	33.772	40.905	54.386	233.3	22:12.391					
10	1	2:09.133	33.812	40.754	54.567	233.3	24:21.524	10	1	2:09.133	33.812	40.754	54.567	233.3	24:21.524					
11	1	2:10.218	34.901	40.651	54.666	231.8	26:31.742	11	1	2:10.218	34.901	40.651	54.666	231.8	26:31.742					
12	1	2:08.939	33.862	40.414	54.663	235.8	28:40.681	12	1	2:08.939	33.862	40.414	54.663	235.8	28:40.681					
13	1	2:15.641	B	33.663	40.522	1:01.456	236.3	30:56.322	13	1	2:15.641	B	33.663	40.522	1:01.456	236.3	30:56.322			
14	2	3:47.950	2:11.183	41.174	55.593	141.9	34:44.272	14	2	3:47.950	2:11.183	41.174	55.593	141.9	34:44.272					
15	2	2:10.462	34.408	40.883	55.171	235.8	36:54.734	15	2	2:10.462	34.408	40.883	55.171	235.8	36:54.734					
16	2	2:10.457	34.295	40.975	55.187	234.8	39:05.191	16	2	2:10.457	34.295	40.975	55.187	234.8	39:05.191					
17	2	2:11.388	34.507	41.452	55.229	234.3	41:16.579	17	2	2:11.388	34.507	41.452	55.229	234.3	41:16.579					
18	2	2:11.796	34.453	41.125	56.218	235.8	43:28.375	18	2	2:11.796	34.453	41.125	56.218	235.8	43:28.375					
19	2	2:10.991	34.615	41.107	55.269	235.3	45:39.366	19	2	2:10.991	34.615	41.107	55.269	235.3	45:39.366					
20	2	2:11.112	34.455	41.079	55.578	234.3	47:50.478	20	2	2:11.112	34.455	41.079	55.578	234.3	47:50.478					
21	2	2:12.827	35.264	41.390	56.173	235.8	50:03.305	21	2	2:12.827	35.264	41.390	56.173	235.8	50:03.305					
22	2	2:11.711	35.342	40.900	55.469	238.9	52:15.016	22	2	2:11.711	35.342	40.900	55.469	238.9	52:15.016					
23	2	2:10.866	34.684	40.924	55.258	236.3	54:25.882	23	2	2:10.866	34.684	40.924	55.258	236.3	54:25.882					
24	2	2:10.746	34.584	40.962	55.200	233.8	56:36.628	24	2	2:10.746	34.584	40.962	55.200	233.8	56:36.628					
25	2	2:22.890	34.558	42.869	1:05.463	235.8	58:59.518	25	2	2:22.890	34.558	42.869	1:05.463	235.8	58:59.518					
26	2	3:39.791	38.436	1:26.081	1:35.274	216.0	1:02:39.309	26	2	3:39.791	38.436	1:26.081	1:35.274	216.0	1:02:39.309					
68		M Racing 1. Lawrence HERBOTS									Ligier JS2 R JS2 R									
1	1	2:24.139	41.929	43.829	58.381		2:24.139	1	1	2:24.139	41.929	43.829	58.381		2:24.139					
2	1	2:18.787	37.002	43.834	57.951	224.5	4:42.926	2	1	2:18.787	37.002	43.834	57.951	224.5	4:42.926					
3	1	2:17.390	36.291	42.999	58.100	224.5	7:00.316	3	1	2:17.390	36.291	42.999	58.100	224.5	7:00.316					
4	1	2:22.462	36.111	46.801	59.550	224.5	9:22.778	4	1	2:22.462	36.111	46.801	59.550	224.5	9:22.778					
5	1	3:37.183	57.081	1:15.412	1:24.690	211.8	12:59.961	5	1	3:37.183	57.081	1:15.412	1:24.690	211.8	12:59.961					
6	1	2:53.078	44.357	51.174	1:17.547	166.2	15:53.039	6	1	2:53.078	44.357	51.174	1:17.547	166.2	15:53.039					
7	1	2:19.786	38.076	43.443	58.297	225.9	18:12.825	7	1	2:19.786	38.076	43.443	58.297	225.9	18:12.825					
8	1	2:17.090	35.975	42.960	58.155	225.0	20:29.915	8	1	2:17.090	35.975	42.960	58.155	225.0	20:29.915					
9	1	2:19.117	37.212	43.701	58.204	225.5	22:49.032	9	1	2:19.117	37.212	43.701	58.204	225.5	22:49.032					
10	1	2:19.439	36.054	43.950	59.138	225.0	25:08.171	10	1	2:19.439	36.054	43.950	59.138	225.0	25:08.171					
11	1	2:23.110	B	36.063	42.842	1:04.205	224.5	27:31.281	11	1	2:23.110	B	36.063	42.842	1:04.205	224.5	27:31.281			
12	1	3:57.714	2:15.840	43.420	58.454	135.0	31:28.995	12	1	3:57.714	2:15.840	43.420	58.454	135.0	31:28.995					
13	1	2:16.921	36.002	43.158	57.761	221.8	33:45.916	13	1	2:16.921	36.002	43.158	57.761	221.8	33:45.916					
14	1	2:16.890	36.059	43.088	57.743	222.7	36:02.806	14	1	2:16.890	36.059	43.088	57.743	222.7	36:02.806					
15	1	2:17.545	36.667	43.106	57.772	225.0	38:20.351	15	1	2:17.545	36.667	43.106	57.772	225.0	38:20.351					

LIGIER

EUROPEAN SERIES



Ligier European Series Le Castellet Heat Race 1

Sector Analysis

PAUL RICARD 5.821 m.

Lap under Red Flag Invalidated Lap Personal Best Session Best B Crossing the pit lane

Lap	D	Time	Sector 1	Sector 2	Sector 3	T. Spd	Elapsed	Lap	D	Time	Sector 1	Sector 2	Sector 3	T. Spd	Elapsed
16	1	2:17.438	36.279	43.158	58.001	224.1	40:37.789	13	2	2:19.187	36.648	43.563	58.976	222.7	34:07.167
17	1	2:17.294	35.889	43.432	57.973	223.6	42:55.083	14	2	2:19.600	36.667	43.938	58.995	223.1	36:26.767
18	1	2:16.724	35.949	43.056	57.719	222.7	45:11.807	15	2	2:18.684	36.367	43.586	58.728	224.1	38:45.448
19	1	2:17.093	36.200	43.196	57.697	224.5	47:28.900	16	2	2:18.993	36.449	43.828	58.716	222.7	41:04.441
20	1	2:16.655	35.945	43.099	57.611	225.5	49:45.555	17	2	2:21.741	38.130	44.277	59.334	224.1	43:26.182
21	1	2:17.762	35.837	43.603	58.322	224.5	52:03.317	18	2	2:22.182	37.812	45.189	59.181	224.1	45:48.364
22	1	2:16.742	35.990	43.067	57.685	225.5	54:20.059	19	2	2:19.467	36.663	43.807	58.997	224.5	48:07.831
23	1	2:18.599	36.684	43.488	58.427	224.1	56:38.658	20	2	2:20.100	36.940	43.815	59.345	224.5	50:27.931
24	1	2:23.535	38.148	44.354	1:01.033	224.5	59:02.193	21	2	2:20.939	36.834	43.781	1:00.324	225.9	52:48.870
25	1	3:38.884	39.122	1:25.583	1:34.179	197.4	1:02:41.077	22	2	2:19.652	36.888	43.748	59.016	225.5	55:08.522

69		Bretton Racing		Ligier JS P4			
		1.Marius KRISTIANSEN		JS P4 P/A			
		2.Dominique BASTIEN					
1	1	2:18.325	40.184	42.448	55.693	2:18.325	
2	1	2:11.639	34.726	41.537	55.376	236.3	4:29.964
3	1	2:11.181	34.326	40.936	55.919	237.4	6:41.145
4	1	2:31.501	35.048	41.814	1:14.639	235.8	9:12.646
5	1	3:44.548	1:02.050	1:17.252	1:25.246	120.7	12:57.194
6	1	2:52.617	42.799	50.799	1:19.019	187.2	15:49.811
7	1	2:10.729	34.774	40.538	55.417	238.4	18:00.540
8	1	2:11.142	34.827	40.816	55.499	235.3	20:11.682
9	1	2:09.862	34.399	40.599	54.864	237.4	22:21.544
10	1	2:09.030	34.302	40.314	54.414	238.4	24:30.574
11	1	2:09.567	34.506	40.306	54.755	235.3	26:40.141
12	1	2:10.024	34.216	40.718	55.090	235.3	28:50.165
13	1	2:11.199	35.124	40.739	55.336	233.3	31:01.364
14	1	2:16.479	34.466	40.760	1:01.253	233.8	33:17.843
15	2	4:29.882	2:44.796	44.887	1:00.199		37:47.725
16	2	2:18.538	36.603	43.624	58.311	231.8	40:06.263
17	2	2:18.713	36.226	43.934	58.553	233.3	42:24.976
18	2	2:20.055	36.815	43.884	59.356	230.3	44:45.031
19	2	2:22.062	36.538	45.372	1:00.152	231.3	47:07.093
20	2	2:19.422	36.704	43.709	59.009	232.8	49:26.515
21	2	2:19.828	36.774	44.046	59.008	230.3	51:46.343
22	2	2:20.761	36.565	43.572	1:00.624	230.3	54:07.104
23	2	2:23.584	38.130	44.600	1:00.854	232.8	56:30.688
24	2	2:27.369	36.760	46.034	1:04.575	228.8	58:58.057
25	2	3:40.972	39.419	1:25.783	1:35.770	227.4	1:02:39.029

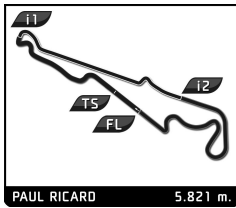
75		M Racing		Ligier JS2 R			
		1.Nathan HUET		JS2 R P/A			
		2.Cindy GUDET					
1	1	2:30.124	44.276	45.714	1:00.134	2:30.124	
2	1	2:22.527	37.534	44.923	1:00.070	222.2	4:52.651
3	1	2:22.450	37.318	44.573	1:00.559	222.2	7:15.101
4	1	2:25.248	37.520	45.648	1:02.080	221.3	9:40.349
5	1	3:24.615	45.995	1:15.113	1:23.507	220.9	13:04.964
6	1	2:51.937	45.903	52.061	1:13.973	120.0	15:56.901
7	1	2:21.653	37.303	44.637	59.713	224.1	18:18.554
8	1	2:22.275	37.645	44.238	1:00.392	222.2	20:40.829
9	1	2:21.241	37.358	44.098	59.785	221.3	23:02.070
10	1	2:21.683	37.239	43.984	1:00.460	221.3	25:23.753
11	1	2:27.973	36.909	44.521	1:06.543	222.7	27:51.726
12	2	3:56.254	2:13.292	43.790	59.172	136.4	31:47.980

81		LR Motorsport		Ligier JS2 R			
		1.Simone BIANCO		JS2 R			
1	1	2:24.800	41.914	44.030	58.856	2:24.800	
2	1	2:19.843	36.756	45.186	57.904	226.9	4:44.643
3	1	2:17.453	36.150	42.591	58.712	226.9	7:02.096
4	1	2:25.511	36.274	48.254	1:00.983	225.5	9:27.607
5	1	3:33.855	53.968	1:15.449	1:24.438	201.5	13:01.462
6	1	2:52.471	44.381	50.995	1:17.095	161.9	15:53.933
7	1	2:18.418	37.453	43.119	57.846	227.4	18:12.351
8	1	2:17.166	36.090	42.642	58.434	225.5	20:29.517
9	1	2:17.299	37.042	42.439	57.818	222.7	22:46.816
10	1	2:16.939	36.633	42.802	57.504	225.5	25:03.755
11	1	2:16.270	35.994	42.720	57.556	225.9	27:20.025
12	1	2:16.384	36.109	42.482	57.793	222.2	29:36.409
13	1	3:48.654	35.861	42.621	2:30.172	225.0	33:25.063
14	1	2:33.116	52.971	42.688	57.457	135.2	35:58.179
15	1	2:17.218	36.024	43.132	58.062	225.9	38:15.397
16	1	2:16.014	35.882	42.761	57.371	224.5	40:31.411
17	1	2:16.684	35.930	42.475	58.279	225.0	42:48.095
18	1	2:20.293	39.703	42.785	57.805	211.4	45:08.388
19	1	2:17.864	37.362	42.584	57.918	223.6	47:26.252
20	1	2:17.104	36.110	42.557	58.437	225.0	49:43.356
21	1	2:16.607	36.299	42.722	57.586	224.5	51:59.963
22	1	2:16.242	36.200	42.636	57.406	224.1	54:16.205
23	1	2:15.971	35.868	42.787	57.316	222.7	56:32.176
24	1	2:19.298	35.950	44.055	59.293	224.1	58:51.474
25	1	3:46.722	42.707	1:27.328	1:36.687	155.6	1:02:38.196

83		Trajectus Motorsport		Ligier JS2 R			
		1.Charles LAMBERT		JS2 R			
1	1	2:24.410	42.420	43.650	58.340	2:24.410	
2	1	2:17.468	36.398	42.821	57.949	229.3	4:41.578
3	1	2:17.466	36.205	42.956	58.305	226.4	6:59.044
4	1	2:22.435	36.095	44.892	1:01.448	223.1	9:21.479
5	1	3:37.285	56.299	1:16.063	1:24.923	202.2	12:58.764
6	1	2:53.548	43.821	50.887	1:18.840	153.6	15:52.312
7	1	2:19.370	37.399	43.833	58.138	227.8	18:11.682
8	1	2:16.691	35.987	42.894	57.810	224.5	20:28.373
9	1	2:16.679	35.794	42.881	58.004	224.5	22:45.052

LIGIER

EUROPEAN SERIES



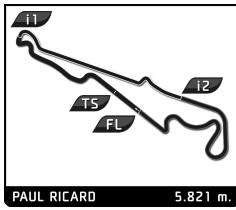
Ligier European Series Le Castellet Heat Race 1

Sector Analysis

Lap under Red Flag											Invalidated Lap	Personal Best	Session Best	B Crossing the pit lane				
Lap	D	Time	Sector 1	Sector 2	Sector 3	T. Spd	Elapsed	Lap	D	Time	Sector 1	Sector 2	Sector 3	T. Spd	Elapsed			
10	1	2:16.801	36.025	42.946	57.830	223.6	25:01.853	7	1	2:16.110	36.067	42.702	57.341	227.4	18:07.767			
11	1	2:17.311	36.085	43.245	57.981	224.5	27:19.164	8	1	2:15.667	35.650	42.616	57.401	221.3	20:23.434			
12	1	2:16.727	36.064	42.577	58.086	224.5	29:35.891	9	1	2:15.278	35.675	42.467	57.136	224.1	22:38.712			
13	1	2:16.268	35.935	42.511	57.822	225.5	31:52.159	10	1	2:15.006	35.443	42.396	57.167	225.5	24:53.718			
14	1	3:46.566	B 36.175	42.760	2:27.631	226.4	35:38.725	11	1	2:15.806	35.588	42.464	57.754	225.0	27:09.524			
15	1	2:34.297	52.846	43.431	58.020	135.0	38:13.022	12	1	2:14.966	35.478	42.292	57.196	226.4	29:24.490			
16	1	2:17.137	36.113	42.993	58.031	226.4	40:30.159	13	1	2:21.468	B 35.549	42.654	1:03.265	224.1	31:45.958			
17	1	2:16.957	36.010	42.794	58.153	226.4	42:47.116	14	1	3:59.027	2:19.089	42.452	57.486	133.7	35:44.985			
18	1	2:16.900	35.950	42.973	57.977	223.1	45:04.016	15	1	2:15.150	35.540	42.568	57.042	223.6	38:00.135			
19	1	2:17.684	35.884	43.449	58.351	225.5	47:21.700	16	1	2:15.193	35.597	42.515	57.081	225.5	40:15.328			
20	1	2:17.268	36.069	43.207	57.992	225.0	49:38.968	17	1	2:14.854	35.380	42.345	57.129	226.9	42:30.182			
21	1	2:17.138	36.037	43.140	57.961	224.5	51:56.106	18	1	2:15.269	35.386	42.492	57.391	225.0	44:45.451			
22	1	2:16.922	35.955	43.030	57.937	223.1	54:13.028	19	1	2:17.930	36.477	44.097	57.356	224.5	47:03.381			
23	1	2:17.055	36.075	42.892	58.088	225.5	56:30.083	20	1	2:14.959	35.520	42.476	56.963	225.9	49:18.340			
24	1	2:19.323	36.056	43.122	1:00.145	224.5	58:49.406	21	1	2:14.722	35.440	42.401	56.881	224.1	51:33.062			
25	1	3:47.777	43.901	1:26.974	1:36.902	139.4	1:02:37.183	22	1	2:14.717	35.332	42.236	57.149	225.5	53:47.779			
											23	1	2:15.411	35.953	42.266	57.192	227.8	56:03.190
84	Trajectus Motorsport 1.Jack TABERY 2.Martin TABERY						Ligier JS2 R JS2 R P/A											
1	2	2:28.189	44.129	45.105	58.955		2:28.189											
2	2	2:20.697	36.811	44.882	59.004	224.1	4:48.886											
3	2	2:20.210	37.027	43.807	59.376	225.0	7:09.096											
4	2	2:21.263	36.709	44.801	59.753	221.8	9:30.359											
5	2	3:33.435	54.011	1:15.037	1:24.387	223.6	13:03.794											
6	2	2:51.800	44.860	51.766	1:15.174	137.1	15:55.594											
7	2	2:19.757	36.812	43.986	58.959	224.5	18:15.351											
8	2	2:18.431	36.438	43.657	58.336	226.9	20:33.782											
9	2	2:18.318	36.269	43.654	58.395	224.1	22:52.100											
10	2	2:19.388	36.772	43.807	58.809	224.1	25:11.488											
11	2	2:18.108	36.610	43.169	58.329	222.2	27:29.596											
12	2	3:44.035	B 36.194	43.186	2:24.655	225.9	31:13.631											
13	1	2:36.426	53.963	43.624	58.839	132.0	33:50.057											
14	1	2:18.328	36.272	43.373	58.683	223.6	36:08.385											
15	1	2:18.327	36.129	43.437	58.761	223.6	38:26.712											
16	1	2:17.823	36.145	43.040	58.638	222.7	40:44.535											
17	1	2:17.957	36.045	43.327	58.585	223.1	43:02.492											
18	1	2:17.919	36.178	43.361	58.380	221.8	45:20.411											
19	1	2:17.972	36.163	43.348	58.461	223.6	47:38.383											
20	1	2:17.970	36.226	43.348	58.396	223.1	49:56.353											
21	1	2:17.642	36.034	43.204	58.404	223.1	52:13.995											
22	1	2:18.457	36.418	43.089	58.950	224.1	54:32.452											
23	1	2:18.005	36.439	43.030	58.536	224.5	56:50.457											
24	1	2:26.603	36.228	50.327	1:00.048	223.1	59:17.060											
25	1	3:24.777	36.820	1:13.954	1:34.003	222.7	1:02:41.837											
88	23Events Racing 1.Marcus TERKILDSEN						Ligier JS2 R JS2 R											
1	1	2:22.090	41.097	43.461	57.532		2:22.090											
2	1	2:16.319	35.869	43.125	57.325	229.3	4:38.409											
3	1	2:15.095	35.612	42.395	57.088	223.6	6:53.504											
4	1	2:25.100	35.736	48.303	1:01.061	225.9	9:18.604											
5	1	3:39.805	57.928	1:16.791	1:25.086	165.6	12:58.409											
6	1	2:53.248	43.135	50.936	1:19.177	174.2	15:51.657											
93	Petrogold 1.Christian GARDUÑO 2.Andrei DUNA						Ligier JS P4 JS P4											
1	1	2:19.447	40.116	41.984	57.347		2:19.447											
2	1	2:26.473	36.406	50.214	59.853	236.8	4:45.920											
94	Pegasus Racing 1.Jorda MEYER 2.Kasparas VINGILIS						Ligier JS2 R JS2 R											
1	2	2:26.175	43.050	44.242	58.883		2:26.175											
2	2	2:20.175	37.330	44.324	58.521	227.8	4:46.350											
3	2	2:18.690	36.587	43.254	58.849	225.9	7:05.040											
4	2	2:24.135	36.512	47.616	1:00.007	224.1	9:29.175											
5	2	3:33.603	54.405	1:15.086	1:24.112	221.8	13:02.778											
6	2	2:52.157	45.423	50.981	1:15.753	142.3	15:54.935											
7	2	2:20.007	37.084	44.029	58.894	227.8	18:14.942											
8	2	2:16.609	36.098	42.678	57.833	225.0	20:31.551											
9	2	2:18.346	36.500	43.458	58.388	225.5	22:49.897											
10	2	2:18.585	36.155	43.091	59.339	226.9	25:08.482											
11	2	2:17.267	36.326	42.682	58.259	225.9	27:25.749											
12	2	2:23.761	B 36.712	42.627	1:04.422	223.1	29:49.510											
13	1	4:02.259	2:19.342	43.725	59.192	135.5	33:51.769											
14	1	2:19.410	36.785	43.631	58.994	223.6	36:11.179											
15	1	2:19.633	36.827	43.675	59.131	225.5	38:30.812											
16	1	2:19.179	36.664	43.654	58.861	222.7	40:49.991											
17	1	2:18.670	36.499	43.485	58.686	222.2	43:08.661											
18	1	2:19.192	36.478	43.819	58.895	224.1	45:27.853											
19	1	2:19.548	36.748	43.573	59.227	224.1	47:47.401											
20	1	2:19.776	36.879	44.185	58.712	224.1	50:07.177											
21	1	2:19.910	37.131	43.427	59.352	223.6	52:27.087											
22	1	2:19.979	36.950	43.389	59.640	223.6	54:47.066											
23	1	2:20.290	36.950	43.613	59.727	225.5	57:07.356											
24	1	2:22.951	36.933	46.574	59.444	223.6	59:30.307											
25	1	3:13.036	37.205	1:02.157	1:33.674	223.1	1:02:43.343											
99	Team Virage 1.Arnaud MALIZIA 2.Victor AEGERTER						Ligier JS P4 JS P4											

LIGIER

EUROPEAN SERIES



Ligier European Series Le Castellet Heat Race 1

Sector Analysis

		Lap under Red Flag		Invalidated Lap		Personal Best		Session Best		B Crossing the pit lane					
Lap	D	Time	Sector 1	Sector 2	Sector 3	T. Spd	Elapsed	Lap	D	Time	Sector 1	Sector 2	Sector 3	T. Spd	Elapsed
1	1	2:17.937	39.666	41.537	56.734		2:17.937								
2	1	2:11.621	34.576	41.850	55.195	236.8	4:29.558								
3	1	2:11.203	34.400	40.889	55.914	238.4	6:40.761								
4	1	2:30.818	35.107	41.344	1:14.367	236.3	9:11.579								
5	1	3:44.852	1:02.442	1:17.306	1:25.104	125.7	12:56.431								
6	1	2:52.995	43.144	50.416	1:19.435	183.4	15:49.426								
7	1	2:10.751	34.857	40.628	55.266	238.9	18:00.177								
8	1	2:11.169	34.804	40.729	55.636	238.4	20:11.346								
9	1	2:09.808	34.244	40.814	54.750	235.8	22:21.154								
10	1	2:10.301	34.389	41.035	54.877	235.3	24:31.455								
11	1	2:09.863	34.235	40.645	54.983	235.8	26:41.318								
12	1	2:16.336 B	34.142	40.731	1:01.463	238.4	28:57.654								
13	2	3:53.128	2:14.792	41.567	56.769	140.6	32:50.782								
14	2	2:12.764	34.943	41.476	56.345	233.3	35:03.546								
15	2	2:12.383	34.794	41.627	55.962	234.8	37:15.929								
16	2	2:11.733	34.722	41.118	55.893	234.8	39:27.662								
17	2	2:11.971	34.820	41.142	56.009	231.8	41:39.633								
18	2	2:12.427	35.139	41.300	55.988	233.3	43:52.060								
19	2	2:12.004	34.756	41.200	56.048	233.3	46:04.064								
20	2	2:11.717	34.582	41.037	56.098	234.3	48:15.781								
21	2	2:20.350	34.895	41.337	1:04.118	234.3	50:36.131								
22	2	2:12.161	34.991	41.085	56.085	233.3	52:48.292								
23	2	2:11.772	35.072	41.001	55.699	235.3	55:00.064								
24	2	2:11.467	34.493	40.810	56.164	234.8	57:11.531								
25	2	2:19.110	34.728	45.342	59.040	232.8	59:30.641								
26	2	3:13.345	37.374	1:02.992	1:32.979	213.0	1:02:43.986								