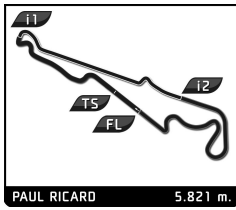


# LIGIER

## EUROPEAN SERIES



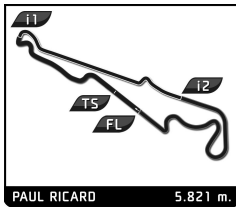
### Ligier European Series Le Castellet Heat Qualifying Practice 1

### Sector Analysis

Lap under Red Flag							Invalidated Lap		Personal Best		Session Best		B Crossing the pit lane		
Lap	D	Time	Sector 1	Sector 2	Sector 3	T. Spd	Elapsed	Lap	D	Time	Sector 1	Sector 2	Sector 3	T. Spd	Elapsed
<b>1</b> Team Virage 1. Sebastien KAWPENG 2. Brandon MCCAUGHAN							Ligier JS P4 JS P4								
1	2	2:31.015	49.853	43.816	57.346	130.4	2:31.015	1	1	2:29.339	46.652	45.288	57.399	131.7	2:29.339
2	2	2:12.226	35.397	41.326	55.503	229.3	4:43.241	2	1	2:11.229	35.503	41.311	54.415	228.3	4:40.568
3	2	<b>3:24.999 B</b>	52.413	1:20.512	1:12.074	235.3	8:08.240	3	1	<b>2:51.678 B</b>	43.888	56.566	1:11.224	235.3	7:32.246
4	2	<b>5:03.929 B</b>	3:16.410	41.005	1:06.514	140.1	13:12.169	4	1	<b>4:39.352</b>	2:55.573	44.278	59.501	141.5	12:11.598
5	2	6:15.758	4:39.108	40.713	55.937	138.3	19:27.927	5	1	<b>3:49.112 B</b>	54.137	1:24.467	1:30.508	135.3	16:00.710
6	2	<b>2:08.164</b>	34.254	<b>40.097</b>	<b>53.813</b>	232.8	21:36.091	6	1	3:53.564	2:18.158	40.525	54.881	141.9	19:54.274
7	2	<b>2:39.666 B</b>	<b>33.899</b>	41.870	1:23.897	233.3	24:15.757	7	1	<b>2:09.121</b>	<b>34.836</b>	<b>40.204</b>	<b>54.081</b>	234.8	22:03.395
8	1	<b>3:22.472 B</b>						8	1	<b>3:22.472 B</b>	33.832	58.179	1:50.461	234.3	25:25.867
<b>3</b> LR Motorsport 1. Noah ROSSER 2. Andrea FRIZZA							Ligier JS2 R JS2 R								
1	1	3:00.907	1:14.115	<b>45.442</b>	<b>1:01.350</b>	128.3	3:00.907	1	1	4:40.016	2:40.500	52.199	1:07.317	116.6	4:40.016
2	1	<b>6:59.178 B</b>	<b>38.252</b>	1:44.997	4:35.929	222.7	10:00.085	2	1	<b>3:24.480 B</b>	53.137	1:19.320	1:12.023	194.9	8:04.496
<b>6</b> ANS Motorsport 1. Ethan PHARAMOND 2. Mika ABRAHAMS							Ligier JS P4 JS P4								
1	1	2:32.105	50.783	44.088	57.234	131.5	2:32.105	3	1	<b>4:50.156 B</b>	2:41.183	45.066	1:23.907	133.2	12:54.652
2	1	2:12.239	35.817	41.374	55.048	230.8	4:44.344	4	1	6:42.366	4:58.711	44.012	59.643	129.8	19:37.018
3	1	<b>3:27.255 B</b>	53.088	1:20.032	1:14.135	238.9	8:11.599	5	1	<b>2:16.533</b>	36.327	<b>42.143</b>	<b>58.063</b>	222.7	21:53.551
4	1	<b>4:19.635 B</b>	2:35.393	40.680	1:03.562	139.2	12:31.234	6	1	<b>3:26.307 B</b>	<b>36.316</b>	57.424	1:52.567	223.1	25:19.858
5	1	6:44.293	5:09.411	40.662	54.220	134.5	19:15.527	1	1	2:55.382	1:05.543	49.104	1:00.735	120.9	2:55.382
6	1	<b>2:07.845</b>	34.058	<b>39.937</b>	<b>53.850</b>	232.8	21:23.372	2	1	<b>4:29.024 B</b>	36.223	41.538	3:11.263	229.3	7:24.406
7	1	<b>2:42.846 B</b>	<b>33.902</b>	41.044	1:27.900	232.3	24:06.218	3	1	4:39.579	3:01.659	40.863	57.057	135.8	12:03.985
<b>7</b> LR Motorsport 1. Simone RICCITELLI 2. Pietro FERRI							Ligier JS P4 JS P4								
1	2	4:34.217	2:54.298	43.344	56.575	123.4	4:34.217	4	1	<b>3:20.511 B</b>	52.504	1:14.242	1:13.765	116.6	15:24.496
2	2	<b>2:56.070 B</b>	37.615	59.115	1:19.340	230.8	7:30.287	5	1	4:12.458	2:36.763	41.126	<b>54.569</b>	139.5	19:36.954
3	2	<b>4:34.134</b>	2:56.778	41.329	56.024	138.1	12:04.418	6	1	<b>2:09.298</b>	<b>34.210</b>	<b>40.178</b>	54.910	229.3	21:46.252
4	2	<b>3:21.339 B</b>	52.723	1:15.125	1:13.491	115.3	15:25.757	1	1	2:57.137	1:00.584	51.276	1:05.277	112.9	2:57.137
5	2	4:12.377	2:36.775	41.131	54.471	136.0	19:38.134	2	1	<b>4:22.922 B</b>	37.387	44.571	3:00.964	201.9	7:20.059
6	2	<b>2:08.623</b>	<b>34.223</b>	<b>40.161</b>	<b>54.239</b>	234.8	21:46.757	3	1	<b>4:49.638</b>	3:05.434	45.378	58.826	131.9	12:09.697
<b>9</b> ANS Motorsport 1. Adrien BASTIDE 2. Arthur AEGERTER							Ligier JS P4 JS P4								
1	2	2:38.417	54.285	45.154	58.978	121.1	2:38.417	4	1	<b>3:49.939 B</b>	55.277	1:24.582	1:30.080	132.2	15:59.636
2	2	<b>2:13.470</b>	36.195	41.408	55.867	229.8	4:51.887	5	1	3:46.414	2:08.159	41.685	56.570	138.6	19:46.050
3	2	<b>3:28.727 B</b>	50.015	1:20.337	1:18.375	230.8	8:20.614	6	1	<b>2:09.839</b>	34.592	<b>40.439</b>	<b>54.808</b>	233.3	21:55.889
4	2	<b>4:26.764 B</b>	2:29.338	42.491	1:14.935	136.5	12:47.378	1	2	2:59.844	1:12.577	45.463	<b>1:01.771</b>	112.7	2:59.811
5	2	6:37.104	4:59.569	41.963	<b>55.572</b>	133.7	19:24.482	2	2	<b>4:37.329 B</b>	<b>36.825</b>	<b>43.357</b>	3:17.147	225.5	7:37.140
6	2	2:55.792	<b>34.814</b>	<b>40.701</b>	1:40.277	233.8	22:20.274	1	1	3:23.751	1:24.252	55.023	1:04.476	112.9	3:23.751
7	2	<b>3:19.891 B</b>	37.562	54.629	1:47.700	232.3	25:40.165	2	1	<b>2:54.593 B</b>	38.712	47.261	1:28.620	206.5	6:18.344
<b>12</b> ASM Motorsport 1. Luis Carlos PEREZ CABEL 2. Sacha VANT PAD BOSCH							Ligier JS P4 JS P4								
1	2	2:59.492	1:09.180	47.764	1:02.548	128.1	2:59.492	3	1	<b>6:25.822 B</b>	4:21.614	47.018	1:17.190	129.3	12:44.166
2	2	<b>2:37.065 B</b>	38.847	43.630	1:14.588	220.0	5:36.557	4	1	7:03.178	5:11.953	50.902	1:00.323	131.4	19:47.344
3	2	<b>7:16.191 B</b>	5:18.824	41.427	1:15.940	138.6	12:52.748	5	1	<b>2:18.781</b>	<b>36.705</b>	<b>43.034</b>	<b>59.042</b>	223.1	22:06.125
4	2	6:33.082	4:55.407	41.333	56.342	139.7	19:25.830	6	1	<b>3:24.861 B</b>	36.971	54.680	1:53.210	221.3	25:30.986
5	2	<b>2:08.682</b>	34.447	<b>40.028</b>	<b>54.207</b>	233.3	21:34.512								
6	2	<b>2:40.521 B</b>	<b>34.064</b>	41.214	1:25.243	230.3	24:15.033								
<b>18</b> VSF Sports 1. Maxime APARICIO 2. Anthony GHIBAUDO							Ligier JS2 R JS2 R P/A								
1	1	4:40.016	2:40.500	52.199	1:07.317	116.6	4:40.016								
2	1	<b>3:24.480 B</b>	53.137	1:19.320	1:12.023	194.9	8:04.496								
3	1	<b>4:50.156 B</b>	2:41.183	45.066	1:23.907	133.2	12:54.652								
4	1	6:42.366	4:58.711	44.012	59.643	129.8	19:37.018								
5	1	<b>2:16.533</b>	36.327	<b>42.143</b>	<b>58.063</b>	222.7	21:53.551								
6	1	<b>3:26.307 B</b>	<b>36.316</b>	57.424	1:52.567	223.1	25:19.858								
<b>19</b> Trajectus Motorsport 1. Vincent BOUTEILLER 2. Tomas POMPIDOU							Ligier JS P4 JS P4								
1	1	2:55.382	1:05.543	49.104	1:00.735	120.9	2:55.382								
2	1	<b>4:29.024 B</b>	36.223	41.538	3:11.263	229.3	7:24.406								
3	1	4:39.579	3:01.659	40.863	57.057	135.8	12:03.985								
4	1	<b>3:20.511 B</b>	52.504	1:14.242	1:13.765	116.6	15:24.496								
5	1	4:12.458	2:36.763	41.126	<b>54.569</b>	139.5	19:36.954								
6	1	<b>2:09.298</b>	<b>34.210</b>	<b>40.178</b>	54.910	229.3	21:46.252								
<b>20</b> Trajectus Motorsport 1. Gabriel DOYLE-PARFAIT 2. Nickolas ELLIS							Ligier JS P4 JS P4								
1	1	2:57.137	1:00.584	51.276	1:05.277	112.9	2:57.137								
2	1	<b>4:22.922 B</b>	37.387	44.571	3:00.964	201.9	7:20.059								
3	1	<b>4:49.638</b>	3:05.434	45.378	58.826	131.9	12:09.697								
4	1	<b>3:49.939 B</b>	55.277	1:24.582	1:30.080	132.2	15:59.636								
5	1	3:46.414	2:08.159	41.685	56.570	138.6	19:46.050								
6	1	<b>2:09.839</b>	34.592	<b>40.439</b>	<b>54.808</b>	233.3	21:55.889								
<b>33</b> Petrogold 1. Jan Duran OLIVE 2. Scott MARSH							Ligier JS P4 JS P4								
1	2	2:59.844	1:12.577	45.463	<b>1:01.771</b>	112.7	2:59.811								
2	2	<b>4:37.329 B</b>	<b>36.825</b>	<b>43.357</b>	3:17.147	225.5	7:37.140								
<b>35</b> Veloso Motorsport 1. Pedro MARREIROS 2. José MARREIROS							Ligier JS2 R JS2 R P/A								
1	1	3:23.751	1:24.252	55.023	1:04.476	112.9	3:23.751								
2	1	<b>2:54.593 B</b>	38.712	47.261	1:28.620	206.5	6:18.344								
3	1	<b>6:25.822 B</b>	4:21.614	47.018	1:17.190	129.3	12:44.166								
4	1	7:03.178	5:11.953	50.902	1:00.323	131.4	19:47.344								
5	1	<b>2:18.781</b>	<b>36.705</b>	<b>43.034</b>	<b>59.042</b>	223.1	22:06.125								
6	1	<b>3:24.861 B</b>	36.971	54.680	1:53.210	221.3	25:30.986								

# LIGIER

## EUROPEAN SERIES



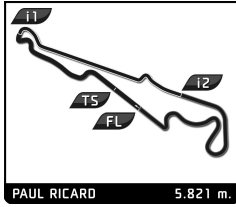
### Ligier European Series Le Castellet Heat Qualifying Practice 1

### Sector Analysis

Lap under Red Flag							Invalidated Lap		Personal Best		Session Best		B Crossing the pit lane		
Lap	D	Time	Sector 1	Sector 2	Sector 3	T. Spd	Elapsed	Lap	D	Time	Sector 1	Sector 2	Sector 3	T. Spd	Elapsed
<b>41</b> VSF Sports 1. Daniel DALLAKYAN 2. Antonin BERNARD							Ligier JS2 R JS2 R								
1	2	4:37.208	2:38.454	52.611	1:06.143	127.1	4:37.208	3	1	5:55.419	4:07.144	45.182	1:03.093	131.9	12:09.105
2	2	3:19.083 B	50.671	1:12.327	1:16.085	183.4	7:56.291	4	1	3:22.371 B	54.513	1:10.226	1:17.632	137.8	15:31.476
3	2	4:39.536 B	2:44.963	45.195	1:09.378	131.9	12:35.827	5	1	4:22.793	2:35.058	44.886	1:02.849	130.9	19:54.269
4	2	6:54.095	5:08.212	44.869	1:01.014	131.4	19:29.922	6	1	2:20.870	37.073	43.624	1:00.173	218.2	22:15.139
5	2	2:15.449	35.833	42.387	57.229	223.6	21:45.371	7	1	3:22.384 B	39.612	53.399	1:49.373	218.2	25:37.523
6	2	3:21.763 B	38.039	53.272	1:50.452	223.1	25:07.134								
<b>44</b> ASM Motorsport 1. Dan SKOCDOPOLE 2. Henrique OLIVEIRA							Ligier JS P4 JS P4								
1	2	2:57.820	1:09.931	46.229	1:01.660	135.7	2:57.820								
2	2	2:30.677 B	37.262	42.046	4:11.369	227.8	5:28.497								
3	2	7:20.218 B	5:25.877	41.170	1:13.171	133.5	12:48.715								
4	2	6:34.962	4:58.602	41.840	54.520	138.5	19:23.677								
5	2	2:08.949	34.379	40.346	54.224	230.8	21:32.626								
6	2	2:39.159 B	34.184	41.290	1:23.685	231.8	24:11.785								
<b>57</b> M Racing 1. August THERBO 2. Martin LACQUEMANNE							Ligier JS P4 JS P4								
1	1	2:45.205	1:04.607	42.901	57.697	133.3	2:45.205								
2	1	2:10.307	34.821	41.075	54.411	227.8	4:55.512								
3	1	3:59.402 B	56.483	1:28.753	1:34.166	147.7	8:54.914								
4	1	3:45.895 B	1:55.429	41.079	1:09.387	141.2	12:40.809								
5	1	6:36.753	5:01.364	40.992	54.397	139.5	19:17.562								
6	1	2:08.055	33.782	40.177	54.096	232.3	21:25.617								
7	1	2:43.412 B	33.805	40.679	1:28.928	231.8	24:09.029								
<b>68</b> M Racing 1. Lawrence HERBOTS							Ligier JS2 R JS2 R								
1	1	3:15.069	1:25.295	48.690	1:01.084	131.1	3:15.069								
2	1	2:52.798 B	37.625	43.949	1:31.224	218.2	6:07.867								
3	1	5:51.948	4:10.286	43.353	58.279	130.9	11:59.785								
4	1	3:21.569 B	53.930	1:08.385	1:19.254	209.3	15:21.354								
5	1	4:18.837	2:37.999	43.079	57.759	134.7	19:40.191								
6	1	2:15.567	36.082	42.381	57.104	224.5	21:55.758								
7	1	3:26.470 B	35.887	1:02.275	1:48.308	222.7	25:22.228								
<b>69</b> Bretton Racing 1. Marius KRISTIANSEN 2. Dominique BASTIEN							Ligier JS P4 JS P4 P/A								
1	1	2:43.464	58.953	45.571	58.940	109.9	2:43.464								
2	1	2:14.458	35.928	42.256	56.274	229.3	4:57.922								
3	1	4:01.370 B	1:02.794	1:24.755	1:33.821	77.0	8:59.292								
4	1	4:57.360 B	2:35.891	49.588	1:31.881	136.2	13:56.652								
5	1	5:35.270	3:58.190	41.290	55.790	139.4	19:31.922								
6	1	2:10.105	35.060	40.519	54.526	231.3	21:42.027								
7	1	2:55.892 B	34.440	55.575	1:25.877	230.8	24:37.919								
<b>75</b> M Racing 1. Nathan HUET 2. Cindy GUDET							Ligier JS2 R JS2 R P/A								
1	1	3:21.825	1:28.351	49.119	1:04.355	122.9	3:21.825								
2	1	2:51.861 B	38.022	44.080	1:29.759	220.4	6:13.686								
<b>81</b> LR Motorsport 1. Simone BIANCO							Ligier JS2 R JS2 R								
1	1	3:11.430	1:17.885	49.802	1:03.743	134.2	3:11.430								
2	1	4:22.921 B	36.542	45.005	3:01.374	224.1	7:34.351								
3	1	4:49.091	3:02.672	45.236	1:01.183	135.3	12:23.442								
4	1	4:22.019 B	1:10.031	1:24.954	1:47.034	77.6	16:45.461								
5	1	3:12.418	1:26.825	43.516	4:02.077	132.0	19:57.879								
6	1	2:16.211	35.968	42.026	58.217	224.5	22:14.090								
<b>83</b> Trajectus Motorsport 1. Charles LAMBERT							Ligier JS2 R JS2 R								
1	1	2:54.944	1:01.175	46.006	1:07.763	109.0	2:54.944								
2	1	4:22.432 B	37.665	42.916	3:01.851	203.4	7:17.376								
3	1	4:45.278	3:04.045	43.587	57.646	133.0	12:02.654								
4	1	3:20.579 B	52.471	1:07.490	1:20.618	209.3	15:23.233								
5	1	4:20.045	2:38.765	43.242	58.038	134.2	19:43.278								
6	1	2:16.276	36.309	42.426	57.541	225.0	21:59.554								
<b>84</b> Trajectus Motorsport 1. Jack TABERY 2. Martin TABERY							Ligier JS2 R JS2 R P/A								
1	2	3:04.432	1:07.127	54.213	1:03.092	111.1	3:04.432								
2	2	4:18.995 B	40.039	47.938	2:51.018	202.2	7:23.427								
3	2	4:50.066	3:05.761	45.207	59.098	124.6	12:13.493								
4	2	3:49.501 B	53.391	1:24.499	1:31.611	112.7	16:02.994								
5	2	3:50.433	2:06.988	44.403	59.042	131.1	19:53.427								
6	2	2:18.304	36.747	43.057	58.500	221.8	22:11.731								
<b>88</b> 23Events Racing 1. Marcus TERKILDSEN							Ligier JS2 R JS2 R								
1	1	2:54.651	1:02.073	44.517	1:08.061	118.2	2:54.651								
2	1	2:26.832 B	36.435	42.765	4:07.632	221.8	5:21.483								
3	1	6:28.522	4:49.306	42.299	56.917	126.9	11:50.005								
4	1	3:14.226 B	43.794	1:13.808	1:16.624	222.2	15:04.231								
5	1	4:35.127	2:53.978	42.252	58.897	132.5	19:39.358								
6	1	2:14.479	35.501	41.852	57.126	227.8	21:53.837								
7	1	3:24.342 B	35.686	56.911	1:51.745	226.9	25:18.179								
<b>93</b> Petrogold 1. Christian GARDUÑO 2. Andrei DUNA							Ligier JS P4 JS P4								
1	1	3:00.268	1:13.574	45.240	1:01.454	133.8	3:00.268								
2	1	3:58.952 B	36.858	42.500	2:39.594	228.8	6:59.220								
3	1	4:59.855	3:20.769	43.127	55.959	139.2	11:59.075								
4	1	3:17.930 B	39.539	1:15.766	1:22.625	232.8	15:17.005								
5	1	4:18.479	2:40.836	41.344	56.299	137.6	19:35.484								
6	1	2:10.427	34.580	40.781	55.066	234.8	21:45.911								

# LIGIER

## EUROPEAN SERIES



### Ligier European Series Le Castellet Heat Qualifying Practice 1

### Sector Analysis

PAUL RICARD 5.821 m.

Lap under Red Flag   Invalidated Lap   Personal Best   Session Best   B Crossing the pit lane

Lap	D	Time	Sector 1	Sector 2	Sector 3	T. Spd	Elapsed	Lap	D	Time	Sector 1	Sector 2	Sector 3	T. Spd	Elapsed
<b>94</b>	<b>Pegasus Racing</b> 1.Jorda MEYER 2.Kasparas VINGILIS							Ligier JS2 R JS2 R							
1	2	3:17.817	1:24.742	50.094	1:02.981	123.0	3:17.817								
2	2	<b>2:52.665 B</b>	39.949	44.454	1:28.262	213.4	6:10.482								
3	2	<b>6:35.159 B</b>	4:32.662	44.405	1:18.092	132.2	12:45.641								
4	2	6:46.000	5:00.544	44.857	<b>1:00.599</b>	132.4	19:31.641								
5	2	<del>2:17.224</del>	36.437	<b>42.444</b>	<del>58.340</del>	223.1	21:48.862								
6	2	<b>3:21.792 B</b>	<b>36.085</b>	54.077	1:51.630	222.7	25:10.654								
<b>99</b>	<b>Team Virage</b> 1.Arnaud MALIZIA 2.Victor AEGERTER							Ligier JS P4 JS P4							
1	1	2:30.182	48.176	44.851	57.155	133.0	2:30.182								
2	1	2:11.606	35.161	41.346	<b>55.099</b>	229.3	4:41.788								
3	1	<b>3:24.753 B</b>	53.246	1:19.951	1:11.556	235.3	8:06.541								
4	1	<b>4:19.243</b>	2:38.730	42.200	58.313	142.5	12:25.784								
5	1	4:22.220 B	1:09.956	1:24.040	1:48.224	81.0	16:48.004								
6	1	3:13.656	1:37.350	40.893	55.413	142.1	20:01.660								
7	1	<b>2:11.218</b>	<b>34.624</b>	<b>40.392</b>	56.202	232.8	22:12.878								
8	1	<b>3:21.283 B</b>	38.630	50.701	1:51.952	234.3	25:34.161								