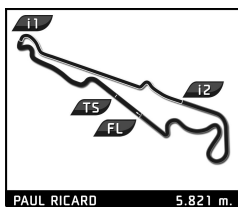


LIGIER

EUROPEAN SERIES



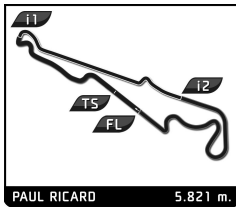
Ligier European Series Le Castellet Heat Free Practice 2

Sector Analysis

| Lap under Red Flag | | | | | | | Invalidated Lap | | Personal Best | | Session Best | | B Crossing the pit lane | | | |
|--------------------|---|---------------------------|----------|----------|----------|----------|-----------------|-----------|---------------|------|--------------|----------|-------------------------|--------|---------|--|
| Lap | D | Time | Sector 1 | Sector 2 | Sector 3 | T. Spd | Elapsed | Lap | D | Time | Sector 1 | Sector 2 | Sector 3 | T. Spd | Elapsed | |
| 1 | | Team Virage | | | | | Ligier JS P4 | | | | | | | | | |
| | | 1.Sebastien KAWPENG | | | | | JS P4 | | | | | | | | | |
| | | 2.Brandon MCCAUGHAN | | | | | | | | | | | | | | |
| 1 | 1 | 3:30.399 | B | 1:41.443 | 44.248 | 1:04.708 | 132.5 | 3:30.399 | | | | | | | | |
| 2 | 1 | 4:00.450 | | 2:20.202 | 42.902 | 57.346 | 141.2 | 7:30.849 | | | | | | | | |
| 3 | 1 | 2:11.969 | | 35.595 | 40.892 | 55.482 | 235.3 | 9:42.818 | | | | | | | | |
| 4 | 1 | 2:11.453 | | 35.046 | 41.036 | 55.371 | 234.8 | 11:54.271 | | | | | | | | |
| 5 | 1 | 2:11.007 | | 34.752 | 40.979 | 55.276 | 234.8 | 14:05.278 | | | | | | | | |
| 6 | 1 | 2:11.123 | | 34.815 | 41.148 | 55.160 | 234.8 | 16:16.401 | | | | | | | | |
| 7 | 1 | 2:11.070 | | 34.673 | 40.795 | 55.602 | 237.4 | 18:27.471 | | | | | | | | |
| 8 | 1 | 2:13.060 | | 35.835 | 41.958 | 55.267 | 240.0 | 20:40.531 | | | | | | | | |
| 9 | 1 | 2:17.743 | B | 34.601 | 41.110 | 1:02.032 | 233.3 | 22:58.274 | | | | | | | | |
| 10 | 2 | 3:50.795 | | 2:13.942 | 41.225 | 55.628 | 130.0 | 26:49.069 | | | | | | | | |
| 11 | 2 | 2:12.843 | | 34.820 | 41.462 | 56.561 | 232.3 | 29:01.912 | | | | | | | | |
| 12 | 2 | 5:20.989 | | 34.655 | 40.269 | 4:06.065 | 233.8 | 34:22.901 | | | | | | | | |
| 3 | | LR Motorsport | | | | | Ligier JS2 R | | | | | | | | | |
| | | 1.Noah ROSSER | | | | | JS2 R | | | | | | | | | |
| | | 2.Andrea FRIZZA | | | | | | | | | | | | | | |
| 1 | 2 | 3:43.827 | | 1:48.682 | 49.113 | 1:06.032 | 126.2 | 3:43.827 | | | | | | | | |
| 2 | 2 | 2:23.748 | | 37.858 | 44.058 | 1:01.832 | 222.7 | 6:07.575 | | | | | | | | |
| 3 | 2 | 2:20.568 | | 37.163 | 43.454 | 59.951 | 222.2 | 8:28.143 | | | | | | | | |
| 4 | 2 | 2:19.261 | | 36.792 | 43.390 | 59.079 | 225.0 | 10:47.404 | | | | | | | | |
| 5 | 2 | 2:22.110 | | 37.857 | 44.583 | 59.670 | 224.1 | 13:09.514 | | | | | | | | |
| 6 | 2 | 2:17.814 | | 36.432 | 42.980 | 58.402 | 225.0 | 15:27.328 | | | | | | | | |
| 7 | 2 | 2:17.750 | | 36.527 | 42.981 | 58.242 | 224.5 | 17:45.078 | | | | | | | | |
| 8 | 2 | 3:49.560 | B | 36.343 | 42.916 | 2:30.301 | 224.1 | 21:34.638 | | | | | | | | |
| 9 | 1 | 2:38.259 | | 55.158 | 43.560 | 59.544 | 135.5 | 24:12.897 | | | | | | | | |
| 10 | 1 | 2:18.840 | | 36.868 | 42.999 | 58.973 | 224.1 | 26:31.737 | | | | | | | | |
| 11 | 1 | 2:17.891 | | 36.632 | 42.695 | 58.564 | 223.6 | 28:49.628 | | | | | | | | |
| 12 | 1 | 2:17.810 | | 36.527 | 42.904 | 58.379 | 224.5 | 31:07.438 | | | | | | | | |
| 13 | 1 | 4:22.484 | B | 36.516 | 44.951 | 3:01.017 | 225.5 | 35:29.922 | | | | | | | | |
| 14 | 2 | 2:36.493 | | 54.424 | 43.286 | 58.783 | 135.5 | 38:06.415 | | | | | | | | |
| 15 | 2 | 2:17.730 | | 36.592 | 42.917 | 58.221 | 225.5 | 40:24.145 | | | | | | | | |
| 7 | | ANS Motorsport | | | | | Ligier JS P4 | | | | | | | | | |
| | | 1.Adrien BASTIDE | | | | | JS P4 | | | | | | | | | |
| | | 2.Arthur AEGERTER | | | | | | | | | | | | | | |
| 1 | 1 | 3:02.140 | | 1:21.744 | 43.523 | 56.873 | 132.7 | 3:02.140 | | | | | | | | |
| 2 | 1 | 2:14.335 | | 35.365 | 41.425 | 57.545 | 229.3 | 5:16.475 | | | | | | | | |
| 3 | 1 | 2:13.014 | | 34.682 | 41.119 | 57.213 | 233.8 | 7:29.489 | | | | | | | | |
| 4 | 1 | 2:10.724 | | 34.742 | 40.848 | 55.134 | 233.8 | 9:40.213 | | | | | | | | |
| 5 | 1 | 2:10.434 | | 34.663 | 40.608 | 55.163 | 233.8 | 11:50.647 | | | | | | | | |
| 6 | 1 | 2:09.980 | | 34.333 | 40.742 | 54.905 | 238.9 | 14:00.627 | | | | | | | | |
| 7 | 1 | 2:09.977 | | 34.649 | 40.592 | 54.736 | 235.8 | 16:10.604 | | | | | | | | |
| 8 | 1 | 2:09.976 | | 34.675 | 40.486 | 54.815 | 236.3 | 18:20.580 | | | | | | | | |
| 9 | 1 | 2:09.111 | | 34.167 | 40.582 | 54.362 | 234.3 | 20:29.691 | | | | | | | | |
| 10 | 1 | 4:04.991 | B | 34.334 | 51.788 | 2:38.869 | 234.3 | 24:34.682 | | | | | | | | |
| 11 | 2 | 2:28.132 | | 51.774 | 41.147 | 55.211 | 143.6 | 27:02.814 | | | | | | | | |
| 12 | 2 | 2:11.470 | | 35.191 | 40.891 | 55.388 | 230.8 | 29:14.284 | | | | | | | | |
| 13 | 2 | 2:10.452 | | 34.648 | 41.122 | 54.682 | 233.8 | 31:24.736 | | | | | | | | |
| 14 | 2 | 3:56.889 | B | 34.399 | 42.634 | 2:39.856 | 233.3 | 35:21.625 | | | | | | | | |
| 15 | 1 | 2:28.603 | | 51.301 | 41.448 | 55.854 | 141.4 | 37:50.228 | | | | | | | | |
| 16 | 1 | 2:10.422 | | 34.960 | 40.749 | 54.713 | 236.3 | 40:00.650 | | | | | | | | |
| 9 | | ANS Motorsport | | | | | Ligier JS P4 | | | | | | | | | |
| | | 1.Adrien BASTIDE | | | | | JS P4 | | | | | | | | | |
| | | 2.Arthur AEGERTER | | | | | | | | | | | | | | |
| 1 | 2 | 4:04.831 | | 2:17.943 | 46.770 | 1:00.118 | 111.1 | 4:04.831 | | | | | | | | |
| 2 | 2 | 2:17.138 | | 37.758 | 42.432 | 56.948 | 231.3 | 6:21.969 | | | | | | | | |
| 3 | 2 | 2:14.268 | | 36.151 | 41.603 | 56.514 | 236.3 | 8:36.237 | | | | | | | | |
| 4 | 2 | 2:13.485 | | 35.492 | 41.314 | 56.679 | 236.3 | 10:49.722 | | | | | | | | |
| 5 | 2 | 2:13.222 | | 35.367 | 41.576 | 56.279 | 233.8 | 13:02.944 | | | | | | | | |
| 6 | 2 | 2:12.511 | | 35.458 | 41.227 | 55.826 | 235.8 | 15:15.455 | | | | | | | | |
| 7 | 2 | 2:11.993 | | 35.177 | 40.998 | 55.818 | 235.8 | 17:27.448 | | | | | | | | |
| 8 | 2 | 2:35.546 | B | 34.869 | 54.425 | 1:06.252 | 236.3 | 20:02.994 | | | | | | | | |
| 9 | 1 | 3:51.346 | | 2:13.363 | 41.924 | 56.059 | 139.2 | 23:54.340 | | | | | | | | |
| 10 | 1 | 2:11.762 | | 35.149 | 41.123 | 55.490 | 233.3 | 26:06.102 | | | | | | | | |
| 11 | 1 | 2:12.009 | | 34.989 | 41.102 | 55.918 | 233.3 | 28:18.111 | | | | | | | | |
| 12 | 1 | 2:11.322 | | 34.826 | 40.703 | 55.793 | 232.8 | 30:29.433 | | | | | | | | |
| 13 | 1 | 2:35.775 | B | 43.254 | 41.565 | 1:10.956 | 233.3 | 33:05.208 | | | | | | | | |
| 14 | 1 | 4:35.425 | | 2:57.239 | 42.268 | 55.918 | 135.5 | 37:40.633 | | | | | | | | |
| 15 | 1 | 2:11.739 | | 35.051 | 40.925 | 55.763 | 231.3 | 39:52.372 | | | | | | | | |
| 16 | 1 | 2:11.943 | | 35.150 | 41.127 | 55.666 | 231.8 | 42:04.315 | | | | | | | | |
| 12 | | ASM Motorsport | | | | | Ligier JS P4 | | | | | | | | | |
| | | 1.Luis Carlos PEREZ CABEL | | | | | JS P4 | | | | | | | | | |
| | | 2.Sacha VANT PAD BOSCH | | | | | | | | | | | | | | |
| 1 | 1 | 2:56.192 | | 1:14.556 | 43.608 | 58.028 | 134.5 | 2:56.192 | | | | | | | | |
| 2 | 1 | 2:14.564 | | 36.063 | 41.998 | 56.503 | 228.3 | 5:10.756 | | | | | | | | |
| 3 | 1 | 2:13.789 | | 35.521 | 41.621 | 56.647 | 229.3 | 7:24.545 | | | | | | | | |
| 4 | 1 | 2:13.324 | | 35.386 | 41.600 | 56.338 | 231.8 | 9:37.869 | | | | | | | | |
| 5 | 1 | 2:12.534 | | 35.197 | 41.385 | 55.952 | 231.8 | 11:50.403 | | | | | | | | |
| 6 | 1 | 2:12.950 | | 35.935 | 41.343 | 55.672 | 231.8 | 14:03.353 | | | | | | | | |
| 7 | 1 | 2:11.847 | | 35.303 | 41.233 | 55.311 | 233.8 | 16:15.200 | | | | | | | | |
| 8 | 1 | 2:11.993 | | 34.956 | 41.011 | 56.026 | 235.8 | 18:27.193 | | | | | | | | |
| 9 | 1 | 2:14.664 | | 35.850 | 42.383 | 56.431 | 234.8 | 20:41.857 | | | | | | | | |
| 10 | 1 | 2:21.744 | B | 38.867 | 41.471 | 1:01.406 | 233.3 | 23:03.601 | | | | | | | | |
| 11 | 2 | 4:25.363 | | 2:48.672 | 41.532 | 55.159 | 140.6 | 27:28.964 | | | | | | | | |
| 12 | 2 | 2:10.037 | | 34.530 | 40.844 | 54.663 | 230.3 | 29:39.001 | | | | | | | | |

LIGIER

EUROPEAN SERIES



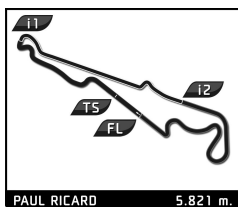
Ligier European Series Le Castellet Heat Free Practice 2

Sector Analysis

| Lap under Red Flag | | | | | | | | | | | Invalidated Lap | Personal Best | Session Best | B Crossing the pit lane | |
|---|---|--------------------------|---------------------|-------------------|---------------------|--------|-----------|-----|---|-------------------|-----------------|---------------|---------------|-------------------------|-----------|
| Lap | D | Time | Sector 1 | Sector 2 | Sector 3 | T. Spd | Elapsed | Lap | D | Time | Sector 1 | Sector 2 | Sector 3 | T. Spd | Elapsed |
| 14 Team Virage Ligier JS P4 | | | | | | | | | | | | | | | |
| 1. Alex GARDNER JS P4 | | | | | | | | | | | | | | | |
| 2. Simon SCHRANZ | | | | | | | | | | | | | | | |
| 1 | 2 | 3:24.698 | 1:41.020 | 45.125 | 58.553 | 127.2 | 3:24.698 | 10 | 2 | 2:09.502 | 34.290 | 40.649 | 54.563 | 233.8 | 24:42.784 |
| 2 | 2 | 2:16.467 | 37.020 | 42.808 | 56.639 | 226.9 | 5:41.165 | 11 | 2 | 2:08.959 | 34.292 | 40.484 | 54.183 | 230.3 | 26:51.743 |
| 3 | 2 | 2:13.264 | 35.767 | 41.340 | 56.157 | 231.3 | 7:54.429 | 12 | 2 | 2:09.100 | 34.345 | 40.303 | 54.452 | 232.3 | 29:00.843 |
| 4 | 2 | 2:12.001 | 35.001 | 41.345 | 55.655 | 232.8 | 10:06.430 | 13 | 2 | 2:08.675 | 34.022 | 40.334 | 54.319 | 231.3 | 31:09.518 |
| 5 | 2 | 2:12.688 | 35.726 | 41.469 | 55.493 | 234.3 | 12:19.118 | 14 | 2 | 4:27.445 B | 36.716 | 43.347 | 3:07.382 | 235.3 | 35:36.963 |
| 6 | 2 | 2:11.762 | 34.815 | 41.336 | 55.611 | 233.8 | 14:30.880 | 15 | 2 | 2:29.571 | 52.007 | 41.581 | 55.983 | 140.3 | 38:06.534 |
| 7 | 2 | 2:11.233 | 34.806 | 41.130 | 55.297 | 235.3 | 16:42.113 | 16 | 2 | 2:11.252 | 34.733 | 40.976 | 55.543 | 233.3 | 40:17.786 |
| 8 | 2 | 2:19.664 | 34.852 | 49.155 | 55.657 | 234.3 | 19:01.777 | | | | | | | | |
| 9 | 2 | 2:10.730 | 34.590 | 41.246 | 54.894 | 233.8 | 21:12.507 | | | | | | | | |
| 10 | 2 | 2:16.808 B | 34.488 | 40.954 | 1:01.366 | 233.3 | 23:29.315 | | | | | | | | |
| 11 | 1 | 3:48.502 | 2:11.410 | 41.411 | 55.681 | 143.6 | 27:17.817 | | | | | | | | |
| 12 | 1 | 2:12.821 | 34.998 | 41.147 | 56.676 | 235.3 | 29:30.638 | | | | | | | | |
| 13 | 1 | 2:10.948 | 34.866 | 40.851 | 55.231 | 232.3 | 31:41.586 | | | | | | | | |
| 14 | 1 | 2:58.826 B | 35.456 | 1:03.156 | 1:20.214 | 226.9 | 34:40.412 | | | | | | | | |
| 15 | 1 | 3:07.845 | 1:29.459 | 41.567 | 56.819 | 143.6 | 37:48.257 | | | | | | | | |
| 16 | 1 | 2:11.047 | 35.189 | 40.813 | 55.045 | 236.3 | 39:59.304 | | | | | | | | |
| 17 | 1 | 2:12.128 | 34.911 | 40.884 | 56.333 | 236.3 | 42:11.432 | | | | | | | | |
| 18 VSF Sports Ligier JS2 R | | | | | | | | | | | | | | | |
| 1. Maxime APARICIO JS2 R P/A | | | | | | | | | | | | | | | |
| 2. Anthony GHIBAUDO | | | | | | | | | | | | | | | |
| 1 | 1 | 3:21.116 | 1:31.537 | 47.214 | 1:02.365 | 130.3 | 3:21.116 | | | | | | | | |
| 2 | 1 | 2:31.008 | 41.443 | 45.255 | 1:04.310 | 217.3 | 5:52.124 | | | | | | | | |
| 3 | 1 | 2:17.785 | 36.585 | 42.982 | 58.218 | 220.9 | 8:09.909 | | | | | | | | |
| 4 | 1 | 2:19.200 | 36.502 | 43.084 | 59.614 | 223.1 | 10:29.109 | | | | | | | | |
| 5 | 1 | 2:17.910 | 36.333 | 42.818 | 58.759 | 224.5 | 12:47.019 | | | | | | | | |
| 6 | 1 | 2:19.955 | 37.021 | 44.147 | 58.787 | 223.6 | 15:06.974 | | | | | | | | |
| 7 | 1 | 2:17.861 | 36.229 | 42.947 | 58.685 | 224.1 | 17:24.835 | | | | | | | | |
| 8 | 1 | 2:17.902 | 36.861 | 42.628 | 58.413 | 223.1 | 19:42.737 | | | | | | | | |
| 9 | 1 | 2:23.319 B | 36.469 | 42.881 | 1:03.969 | 221.8 | 22:06.056 | | | | | | | | |
| 10 | 2 | 7:33.833 | 5:44.885 | 43.057 | 1:05.894 | 133.7 | 29:39.889 | | | | | | | | |
| 11 | 2 | 2:17.994 | 36.225 | 42.983 | 58.786 | 223.6 | 31:57.883 | | | | | | | | |
| 12 | 2 | 3:50.270 B | 38.667 | 1:21.297 | 1:50.306 | 224.5 | 35:48.153 | | | | | | | | |
| 13 | 2 | 2:39.524 | 54.519 | 44.205 | 1:00.800 | 131.2 | 38:27.677 | | | | | | | | |
| 14 | 2 | 2:18.370 | 36.621 | 43.057 | 58.692 | 224.5 | 40:46.047 | | | | | | | | |
| 19 Trajectus Motorsport Ligier JS P4 | | | | | | | | | | | | | | | |
| 1. Vincent BOUTEILLER JS P4 | | | | | | | | | | | | | | | |
| 2. Tomas POMPIDOU | | | | | | | | | | | | | | | |
| 1 | 1 | 3:49.394 | 2:00.682 | 49.463 | 59.249 | 124.7 | 3:49.394 | | | | | | | | |
| 2 | 1 | 2:13.694 | 35.965 | 41.432 | 56.297 | 229.3 | 6:03.088 | | | | | | | | |
| 3 | 1 | 2:09.270 | 34.430 | 40.526 | 54.314 | 232.3 | 8:12.358 | | | | | | | | |
| 4 | 1 | 2:09.876 | 34.346 | 41.160 | 54.370 | 234.8 | 10:22.234 | | | | | | | | |
| 5 | 1 | 2:09.317 | 33.841 | 40.725 | 54.751 | 232.8 | 12:31.551 | | | | | | | | |
| 6 | 1 | 2:08.865 | 33.996 | 40.496 | 54.373 | 231.8 | 14:40.416 | | | | | | | | |
| 7 | 1 | 2:08.584 | 33.789 | 40.428 | 54.367 | 232.8 | 16:49.000 | | | | | | | | |
| 8 | 1 | 3:16.292 B | 33.846 | 40.581 | 2:01.865 | 232.3 | 20:05.292 | | | | | | | | |
| 9 | 2 | 2:27.990 | 52.561 | 40.918 | 54.511 | 127.1 | 22:33.282 | | | | | | | | |
| 20 Trajectus Motorsport Ligier JS P4 | | | | | | | | | | | | | | | |
| 1. Gabriel DOYLE-PARFAIT JS P4 | | | | | | | | | | | | | | | |
| 2. Nickolas ELLIS | | | | | | | | | | | | | | | |
| 1 | 1 | 3:44.991 | 1:50.935 | 49.620 | 1:04.436 | 105.1 | 3:44.991 | | | | | | | | |
| 2 | 1 | 2:17.575 | 38.013 | 42.791 | 56.771 | 182.4 | 6:02.566 | | | | | | | | |
| 3 | 1 | 2:18.370 | 37.044 | 44.960 | 56.366 | 207.3 | 8:20.936 | | | | | | | | |
| 4 | 1 | 2:11.978 | 34.821 | 41.217 | 55.940 | 230.8 | 10:32.914 | | | | | | | | |
| 5 | 1 | 2:13.167 | 34.722 | 40.780 | 57.665 | 231.8 | 12:46.081 | | | | | | | | |
| 6 | 1 | 2:10.118 | 34.284 | 40.872 | 54.962 | 231.3 | 14:56.199 | | | | | | | | |
| 7 | 1 | 2:09.794 | 34.444 | 40.530 | 54.820 | 232.8 | 17:05.993 | | | | | | | | |
| 8 | 1 | 2:10.364 | 34.147 | 40.906 | 55.311 | 233.3 | 19:16.357 | | | | | | | | |
| 9 | 1 | 2:10.057 | 34.383 | 40.530 | 55.144 | 230.8 | 21:26.414 | | | | | | | | |
| 10 | 1 | 4:00.059 B | 34.249 | 40.649 | 2:45.161 | 232.3 | 25:26.473 | | | | | | | | |
| 11 | 2 | 2:31.405 | 52.931 | 42.661 | 55.813 | 137.6 | 27:57.878 | | | | | | | | |
| 12 | 2 | 2:10.743 | 34.563 | 40.892 | 55.288 | 233.8 | 30:08.621 | | | | | | | | |
| 13 | 2 | 2:10.323 | 34.488 | 40.682 | 55.153 | 238.4 | 32:18.944 | | | | | | | | |
| 14 | 2 | 4:04.985 B | 55.593 | 1:28.665 | 1:40.727 | 173.4 | 36:23.929 | | | | | | | | |
| 15 | 2 | 2:29.668 | 52.076 | 41.680 | 55.912 | 140.4 | 38:53.597 | | | | | | | | |
| 16 | 2 | 2:11.135 | 34.807 | 40.761 | 55.567 | 232.8 | 41:04.732 | | | | | | | | |
| 33 Petrogold Ligier JS P4 | | | | | | | | | | | | | | | |
| 1. Jan Duran OLIVE JS P4 | | | | | | | | | | | | | | | |
| 2. Scott MARSH | | | | | | | | | | | | | | | |
| 1 | 2 | 3:42.129 | 1:54.402 | 46.891 | 1:00.836 | 132.5 | 3:42.129 | | | | | | | | |
| 2 | 2 | 2:17.758 | 36.934 | 42.867 | 57.957 | 230.8 | 5:59.887 | | | | | | | | |
| 3 | 2 | 2:15.071 | 35.353 | 41.955 | 57.763 | 232.3 | 8:14.958 | | | | | | | | |
| 4 | 2 | 2:12.782 | 34.999 | 41.376 | 56.407 | 234.3 | 10:27.740 | | | | | | | | |
| 5 | 2 | 2:12.321 | 34.714 | 41.337 | 56.270 | 233.8 | 12:40.061 | | | | | | | | |
| 6 | 2 | 2:11.914 | 34.595 | 41.491 | 55.828 | 233.8 | 14:51.975 | | | | | | | | |
| 7 | 2 | 3:59.457 B | 34.768 | 41.274 | 2:43.415 | 233.3 | 18:51.432 | | | | | | | | |
| 8 | 1 | 2:31.083 | 52.603 | 41.794 | 56.686 | 140.3 | 21:22.515 | | | | | | | | |
| 9 | 1 | 2:11.698 | 34.829 | 41.371 | 55.498 | 232.3 | 23:34.213 | | | | | | | | |
| 10 | 1 | 2:11.007 | 34.554 | 40.862 | 55.591 | 232.8 | 25:45.220 | | | | | | | | |
| 11 | 1 | 2:11.463 | 34.915 | 41.063 | 55.485 | 232.3 | 27:56.683 | | | | | | | | |
| 12 | 1 | 2:10.543 | 34.461 | 40.732 | 55.350 | 232.8 | 30:07.226 | | | | | | | | |
| 13 | 1 | 2:10.387 | 34.370 | 40.678 | 55.339 | 231.8 | 32:17.613 | | | | | | | | |
| 14 | 1 | 4:00.226 B | 42.244 | 1:27.593 | 1:50.389 | 175.6 | 36:17.839 | | | | | | | | |
| 15 | 1 | 2:30.117 | 52.009 | 41.985 | 56.123 | 136.7 | 38:47.956 | | | | | | | | |
| 16 | 1 | 2:10.277 | 34.526 | 40.675 | 55.076 | 233.3 | 40:58.233 | | | | | | | | |
| 35 Veloso Motorsport Ligier JS2 R | | | | | | | | | | | | | | | |
| 1. Pedro MARREIROS JS2 R P/A | | | | | | | | | | | | | | | |
| 2. José MARREIROS | | | | | | | | | | | | | | | |
| 1 | 1 | 4:03.772 | 2:05.510 | 53.496 | 1:04.766 | 119.1 | 4:03.772 | | | | | | | | |
| 2 | 1 | 2:30.138 | 43.848 | 45.323 | 1:00.967 | 188.5 | 6:33.910 | | | | | | | | |
| 3 | 1 | 2:24.489 | 38.116 | 45.840 | 1:00.533 | 220.4 | 8:58.399 | | | | | | | | |
| 4 | 1 | 2:22.700 | 37.371 | 44.684 | 1:00.645 | 224.1 | 11:21.099 | | | | | | | | |
| 5 | 1 | 2:21.794 | 37.730 | 43.847 | 1:00.217 | 222.7 | 13:42.893 | | | | | | | | |

LIGIER

EUROPEAN SERIES



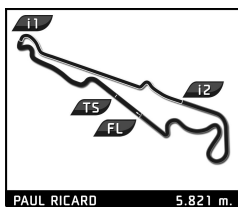
Ligier European Series Le Castellet Heat Free Practice 2

Sector Analysis

| Lap under Red Flag | | | | | | | Invalidated Lap | | Personal Best | | Session Best | | B Crossing the pit lane | | |
|---|---|----------|------------|----------|----------|--------|---------------------------|-----|---------------|----------|--------------|----------|-------------------------|--------|-----------|
| Lap | D | Time | Sector 1 | Sector 2 | Sector 3 | T. Spd | Elapsed | Lap | D | Time | Sector 1 | Sector 2 | Sector 3 | T. Spd | Elapsed |
| 41 VSF Sports 1. Daniel DALLAKYAN 2. Antonin BERNARD | | | | | | | Ligier JS2 R JS2 R | | | | | | | | |
| 6 | 1 | 2:21.683 | 37.022 | 44.730 | 59.931 | 221.3 | 16:04.576 | 5 | 2 | 2:12.895 | 35.226 | 41.359 | 56.310 | 233.8 | 13:00.754 |
| 7 | 1 | 2:21.206 | 36.974 | 44.058 | 4:00.174 | 221.8 | 18:25.782 | 6 | 2 | 2:12.095 | 35.079 | 41.251 | 55.765 | 232.8 | 15:12.849 |
| 8 | 1 | 2:30.004 | 37.056 | 51.261 | 4:01.687 | 223.6 | 20:55.786 | 7 | 2 | 2:12.547 | 34.901 | 41.057 | 56.589 | 235.3 | 17:25.396 |
| 9 | 1 | 2:28.839 | B 37.457 | 44.416 | 1:06.966 | 211.4 | 23:24.625 | 8 | 2 | 2:21.865 | B 35.722 | 41.166 | 1:04.977 | 235.8 | 19:47.261 |
| 10 | 1 | 3:46.440 | 2:02.318 | 44.473 | 59.649 | 132.5 | 27:11.065 | 9 | 1 | 3:39.293 | 2:02.347 | 41.314 | 55.632 | 140.1 | 23:26.554 |
| 11 | 1 | 2:21.751 | 37.403 | 44.095 | 1:00.253 | 221.8 | 29:32.816 | 10 | 1 | 2:10.915 | 34.730 | 41.158 | 55.027 | 233.3 | 25:37.469 |
| 12 | 1 | 2:19.273 | 36.713 | 43.834 | 58.729 | 224.5 | 31:52.089 | 11 | 1 | 2:10.995 | 34.644 | 41.041 | 55.340 | 232.8 | 27:48.464 |
| 13 | 1 | 3:54.176 | B 37.491 | 1:26.056 | 1:50.629 | 222.2 | 35:46.265 | 12 | 1 | 2:10.525 | 34.626 | 40.921 | 54.978 | 232.8 | 29:58.989 |
| 14 | 2 | 2:37.897 | 54.678 | 43.670 | 59.549 | 133.8 | 38:24.162 | 13 | 1 | 2:11.304 | 34.647 | 41.403 | 55.254 | 232.3 | 32:10.293 |
| 15 | 2 | 2:19.752 | 37.131 | 43.404 | 59.217 | 224.1 | 40:43.914 | 14 | 1 | 4:02.322 | B 44.363 | 1:28.633 | 1:49.326 | 231.8 | 36:12.615 |
| | | | | | | | | 15 | 1 | 2:29.345 | 52.606 | 41.214 | 55.525 | 116.9 | 38:41.960 |
| | | | | | | | | 16 | 1 | 2:10.569 | 34.367 | 41.260 | 54.942 | 235.8 | 40:52.529 |
| 68 M Racing 1. Lawrence HERBOTS | | | | | | | Ligier JS2 R JS2 R | | | | | | | | |
| 1 | 2 | 3:10.728 | 1:19.259 | 48.821 | 1:02.648 | 127.1 | 3:10.728 | 1 | 1 | 4:06.010 | 2:18.343 | 47.394 | 1:00.273 | 129.0 | 4:06.010 |
| 2 | 2 | 2:19.807 | 37.389 | 43.485 | 58.933 | 220.4 | 5:30.535 | 2 | 1 | 2:21.523 | 37.641 | 43.853 | 1:00.229 | 222.7 | 6:27.533 |
| 3 | 2 | 2:17.834 | 36.394 | 42.825 | 58.615 | 221.3 | 7:48.369 | 3 | 1 | 2:23.098 | 37.274 | 43.263 | 1:02.561 | 223.6 | 8:50.631 |
| 4 | 2 | 2:17.311 | 36.107 | 42.842 | 58.362 | 224.1 | 10:05.680 | 4 | 1 | 2:19.092 | 36.459 | 43.432 | 59.201 | 222.7 | 11:09.723 |
| 5 | 2 | 2:18.390 | 36.860 | 42.654 | 58.876 | 223.1 | 12:24.070 | 5 | 1 | 2:18.746 | 36.288 | 43.700 | 58.758 | 221.8 | 13:28.469 |
| 6 | 2 | 2:17.688 | 36.389 | 43.002 | 58.297 | 223.1 | 14:41.758 | 6 | 1 | 2:19.071 | 37.074 | 43.390 | 58.607 | 221.8 | 15:47.540 |
| 7 | 2 | 2:16.968 | 36.095 | 42.700 | 58.173 | 224.5 | 16:58.726 | 7 | 1 | 2:18.515 | 36.851 | 43.248 | 58.416 | 222.2 | 18:06.055 |
| 8 | 2 | 2:18.163 | 36.162 | 43.138 | 58.863 | 223.6 | 19:16.889 | 8 | 1 | 2:18.150 | 36.563 | 43.143 | 58.444 | 222.2 | 20:24.205 |
| 9 | 2 | 2:24.180 | B 36.779 | 42.877 | 1:04.524 | 225.9 | 21:41.069 | 9 | 1 | 2:26.309 | B 36.503 | 43.440 | 1:06.366 | 221.8 | 22:50.514 |
| 10 | 1 | 6:56.404 | 5:15.226 | 43.069 | 58.109 | 120.1 | 28:37.473 | 10 | 1 | 4:22.922 | 2:41.450 | 42.978 | 58.494 | 133.3 | 27:13.436 |
| 11 | 1 | 2:16.254 | 36.076 | 42.491 | 57.687 | 222.7 | 30:53.727 | 11 | 1 | 2:18.845 | 36.640 | 43.197 | 59.008 | 221.3 | 29:32.281 |
| 12 | 1 | 2:44.940 | B 35.910 | 42.563 | 1:26.467 | 223.6 | 33:38.667 | 12 | 1 | 2:17.414 | 36.216 | 43.274 | 57.924 | 220.4 | 31:49.695 |
| 13 | 1 | 4:10.514 | 2:27.267 | 42.980 | 1:00.267 | 131.5 | 37:49.181 | 13 | 1 | 3:53.293 | B 39.058 | 1:25.830 | 1:48.405 | 220.9 | 35:42.988 |
| 14 | 1 | 2:17.401 | 36.533 | 42.393 | 58.475 | 225.9 | 40:06.582 | 14 | 1 | 2:35.869 | 53.511 | 43.748 | 58.610 | 133.5 | 38:18.857 |
| | | | | | | | | 15 | 1 | 2:19.012 | 36.687 | 42.834 | 59.491 | 223.6 | 40:37.869 |
| 44 ASM Motorsport 1. Dan SKOCDOPOLE 2. Henrique OLIVEIRA | | | | | | | Ligier JS P4 JS P4 | | | | | | | | |
| 1 | 2 | 3:08.917 | 1:27.684 | 43.569 | 57.664 | 132.4 | 3:08.917 | | | | | | | | |
| 2 | 2 | 2:11.575 | 34.954 | 41.280 | 55.341 | 231.8 | 5:20.492 | | | | | | | | |
| 3 | 2 | 2:10.655 | 34.280 | 40.893 | 55.482 | 230.8 | 7:31.147 | | | | | | | | |
| 4 | 2 | 2:09.967 | 34.604 | 40.709 | 54.654 | 237.4 | 9:41.114 | | | | | | | | |
| 5 | 2 | 2:09.797 | 34.303 | 40.703 | 54.791 | 235.3 | 11:50.911 | | | | | | | | |
| 6 | 2 | 2:10.311 | 34.672 | 40.732 | 54.907 | 237.9 | 14:01.222 | | | | | | | | |
| 7 | 2 | 2:12.147 | 35.358 | 41.306 | 55.483 | 235.8 | 16:13.369 | | | | | | | | |
| 8 | 2 | 2:09.256 | 34.025 | 40.546 | 54.685 | 235.3 | 18:22.625 | | | | | | | | |
| 9 | 2 | 2:16.973 | B 34.508 | 40.574 | 1:01.891 | 233.3 | 20:39.598 | | | | | | | | |
| 10 | 1 | 4:15.109 | 2:37.815 | 41.294 | 56.000 | 140.3 | 24:54.707 | | | | | | | | |
| 11 | 1 | 2:11.321 | 35.137 | 41.308 | 54.876 | 236.3 | 27:06.028 | | | | | | | | |
| 12 | 1 | 2:09.564 | 34.573 | 40.296 | 54.695 | 231.8 | 29:15.592 | | | | | | | | |
| 13 | 1 | 2:10.439 | 34.647 | 40.793 | 54.999 | 233.8 | 31:26.031 | | | | | | | | |
| 14 | 1 | 2:58.590 | B 34.453 | 43.854 | 1:40.283 | 233.3 | 34:24.621 | | | | | | | | |
| 15 | 1 | 4:16.250 | 2:31.805 | 48.826 | 55.619 | 113.7 | 38:40.871 | | | | | | | | |
| 16 | 1 | 2:10.101 | 34.571 | 40.554 | 54.976 | 233.8 | 40:50.972 | | | | | | | | |
| 57 M Racing 1. August THERBO 2. Martin LACQUEMANNE | | | | | | | Ligier JS P4 JS P4 | | | | | | | | |
| 1 | 2 | 4:03.990 | 2:16.670 | 46.719 | 1:00.601 | 136.4 | 4:03.990 | | | | | | | | |
| 2 | 2 | 2:15.700 | 36.117 | 42.099 | 57.484 | 230.8 | 6:19.690 | | | | | | | | |
| 3 | 2 | 2:14.421 | 35.693 | 41.659 | 57.069 | 231.8 | 8:34.111 | | | | | | | | |
| 4 | 2 | 2:13.748 | 35.397 | 41.788 | 56.563 | 234.3 | 10:47.859 | | | | | | | | |
| 69 Bretton Racing 1. Marius KRISTIANSEN 2. Dominique BASTIEN | | | | | | | Ligier JS P4 JS P4 P/A | | | | | | | | |
| 1 | 2 | 4:24.117 | 2:21.141 | 56.572 | 1:06.404 | 89.6 | 4:24.117 | | | | | | | | |
| 2 | 2 | 2:31.084 | 39.129 | 50.853 | 1:01.102 | 221.3 | 6:55.201 | | | | | | | | |
| 3 | 2 | 2:21.947 | 37.887 | 44.406 | 59.654 | 228.8 | 9:17.148 | | | | | | | | |
| 4 | 2 | 2:20.668 | 36.678 | 44.512 | 59.478 | 229.8 | 11:37.816 | | | | | | | | |
| 5 | 2 | 2:21.347 | 37.010 | 44.824 | 59.513 | 229.8 | 13:59.163 | | | | | | | | |
| 6 | 2 | 2:21.962 | 37.334 | 44.593 | 1:00.035 | 230.8 | 16:21.125 | | | | | | | | |
| 7 | 2 | 2:38.617 | B 37.416 | 43.984 | 1:17.217 | 231.8 | 18:59.742 | | | | | | | | |
| 8 | 2 | 4:18.916 | B 2:32.069 | 42.530 | 1:04.317 | 133.7 | 23:18.658 | | | | | | | | |
| 9 | 1 | 2:44.045 | 1:06.445 | 41.575 | 56.025 | 139.0 | 26:02.703 | | | | | | | | |
| 10 | 1 | 2:12.248 | 35.437 | 41.000 | 55.811 | 231.3 | 28:14.951 | | | | | | | | |
| 11 | 1 | 2:12.232 | 35.086 | 41.050 | 56.096 | 230.3 | 30:27.183 | | | | | | | | |
| 12 | 1 | 2:15.849 | 35.198 | 41.181 | 59.470 | 230.3 | 32:43.032 | | | | | | | | |
| 13 | 1 | 3:52.923 | B 1:12.293 | 1:30.580 | 1:10.050 | 77.1 | 36:35.955 | | | | | | | | |
| 14 | 1 | 2:29.573 | 52.007 | 41.637 | 55.929 | 140.6 | 39:05.528 | | | | | | | | |
| 15 | 1 | 2:11.847 | 35.005 | 41.246 | 55.596 | 231.3 | 41:17.375 | | | | | | | | |
| 75 M Racing 1. Nathan HUET 2. Cindy GUDET | | | | | | | Ligier JS2 R JS2 R P/A | | | | | | | | |
| 1 | 1 | 4:16.375 | 2:21.948 | 51.804 | 1:02.623 | 128.0 | 4:16.375 | | | | | | | | |
| 2 | 1 | 2:24.031 | 38.236 | 45.119 | 1:00.676 | 220.0 | 6:40.406 | | | | | | | | |

LIGIER

EUROPEAN SERIES



Ligier European Series

Le Castellet Heat

Free Practice 2

Sector Analysis

PAUL RICARD 5.821 m.

Lap under Red Flag Invalidated Lap Personal Best Session Best B Crossing the pit lane

| Lap | D | Time | Sector 1 | Sector 2 | Sector 3 | T. Spd | Elapsed | Lap | D | Time | Sector 1 | Sector 2 | Sector 3 | T. Spd | Elapsed |
|-----|---|----------|----------|----------|----------|--------|-----------|-----|---|----------|----------|----------|----------|--------|-----------|
| 3 | 1 | 2:21.321 | 37.116 | 44.458 | 59.747 | 220.4 | 9:01.727 | 3 | 1 | 2:18.444 | 36.593 | 43.482 | 58.366 | 223.6 | 8:39.425 |
| 4 | 1 | 2:28.923 | 45.451 | 44.312 | 59.160 | 220.9 | 11:30.650 | 4 | 1 | 2:18.084 | 36.352 | 43.262 | 58.470 | 224.1 | 10:57.509 |
| 5 | 1 | 2:19.648 | 36.721 | 43.701 | 59.226 | 221.3 | 13:50.298 | 5 | 1 | 2:18.554 | 36.685 | 43.037 | 58.829 | 218.2 | 13:16.060 |
| 6 | 1 | 2:19.295 | 36.491 | 43.643 | 59.151 | 222.2 | 16:09.583 | 6 | 1 | 2:18.687 | 36.281 | 43.580 | 58.826 | 222.7 | 15:34.747 |
| 7 | 1 | 2:20.749 | 36.801 | 43.455 | 1:00.463 | 222.2 | 18:30.302 | 7 | 1 | 2:17.784 | 36.160 | 42.842 | 58.812 | 224.1 | 17:52.531 |
| 8 | 1 | 2:28.088 | 36.997 | 44.123 | 1:06.968 | 222.2 | 20:58.390 | 8 | 1 | 8:31.282 | 36.559 | 42.960 | 7:11.763 | 222.2 | 26:23.813 |
| 9 | 2 | 5:18.745 | 3:34.410 | 43.777 | 1:00.558 | 132.5 | 26:17.135 | 9 | 1 | 4:07.622 | 56.601 | 45.005 | 2:26.016 | 123.6 | 30:31.435 |
| 10 | 2 | 2:17.408 | 36.457 | 42.932 | 58.019 | 223.1 | 28:34.543 | 10 | 2 | 4:56.612 | 54.728 | 44.650 | 3:17.234 | 130.4 | 35:28.047 |
| 11 | 2 | 2:17.032 | 35.909 | 42.930 | 58.193 | 222.2 | 30:51.575 | 11 | 2 | 2:39.438 | 54.265 | 44.302 | 1:00.871 | 133.8 | 38:07.485 |
| 12 | 2 | 2:41.343 | 36.025 | 43.599 | 1:21.719 | 221.3 | 33:32.918 | 12 | 2 | 2:18.997 | 37.112 | 43.342 | 58.543 | 225.0 | 40:26.482 |
| 13 | 2 | 4:20.104 | 2:34.317 | 44.510 | 1:01.277 | 134.7 | 37:53.022 | | | | | | | | |
| 14 | 2 | 2:18.173 | 36.929 | 42.959 | 58.285 | 225.0 | 40:11.195 | | | | | | | | |

81 LR Motorsport
1.Simone BIANCO
Ligier JS2 R
JS2 R

| | | | | | | | |
|----|---|----------|----------|--------|----------|-------|-----------|
| 1 | 1 | 3:43.063 | 1:53.179 | 48.864 | 1:01.020 | 128.3 | 3:43.063 |
| 2 | 1 | 2:25.219 | 36.991 | 43.442 | 1:04.786 | 221.8 | 6:08.282 |
| 3 | 1 | 2:23.715 | 39.777 | 44.344 | 59.594 | 199.6 | 8:31.997 |
| 4 | 1 | 2:17.564 | 36.251 | 42.981 | 58.329 | 224.5 | 10:49.558 |
| 5 | 1 | 2:18.279 | 36.457 | 43.260 | 58.562 | 223.6 | 13:07.837 |
| 6 | 1 | 2:17.558 | 36.540 | 42.911 | 58.107 | 222.2 | 15:25.395 |
| 7 | 1 | 2:16.982 | 36.157 | 42.815 | 58.010 | 223.6 | 17:42.377 |
| 8 | 1 | 2:17.182 | 36.279 | 42.955 | 57.948 | 223.1 | 19:59.559 |
| 9 | 1 | 2:17.076 | 36.139 | 42.986 | 57.951 | 221.8 | 22:16.635 |
| 10 | 1 | 3:51.112 | 36.809 | 43.265 | 2:31.038 | 222.2 | 26:07.747 |
| 11 | 1 | 2:33.975 | 52.885 | 42.860 | 58.230 | 135.2 | 28:41.722 |
| 12 | 1 | 2:17.294 | 36.152 | 42.821 | 58.321 | 221.3 | 30:59.016 |
| 13 | 1 | 4:32.993 | 35.960 | 42.673 | 3:14.360 | 222.2 | 35:32.009 |
| 14 | 1 | 2:46.158 | 57.802 | 44.347 | 1:04.009 | 135.8 | 38:18.167 |
| 15 | 1 | 2:30.674 | 38.868 | 45.465 | 1:06.341 | 224.5 | 40:48.841 |

83 Trajectus Motorsport
1.Charles LAMBERT
Ligier JS2 R
JS2 R

| | | | | | | | |
|----|---|----------|----------|--------|----------|-------|-----------|
| 1 | 1 | 4:06.968 | 2:17.262 | 49.556 | 1:00.150 | 92.2 | 4:06.968 |
| 2 | 1 | 2:19.307 | 37.425 | 43.448 | 58.434 | 224.5 | 6:26.275 |
| 3 | 1 | 2:17.213 | 36.250 | 42.747 | 58.216 | 225.0 | 8:43.488 |
| 4 | 1 | 2:18.740 | 38.053 | 42.836 | 57.851 | 225.5 | 11:02.228 |
| 5 | 1 | 2:16.160 | 35.992 | 42.382 | 57.786 | 226.4 | 13:18.388 |
| 6 | 1 | 2:16.847 | 36.545 | 42.523 | 57.779 | 225.5 | 15:35.235 |
| 7 | 1 | 2:16.894 | 36.176 | 42.607 | 58.108 | 227.8 | 17:52.126 |
| 8 | 1 | 3:51.572 | 35.925 | 42.550 | 2:33.097 | 225.0 | 21:43.698 |
| 9 | 1 | 2:34.891 | 53.287 | 43.245 | 58.359 | 135.3 | 24:18.589 |
| 10 | 1 | 2:17.423 | 35.984 | 42.760 | 58.679 | 225.0 | 26:36.012 |
| 11 | 1 | 2:16.857 | 36.283 | 42.810 | 57.764 | 224.1 | 28:52.869 |
| 12 | 1 | 2:15.773 | 35.849 | 42.312 | 57.612 | 223.6 | 31:08.642 |
| 13 | 1 | 4:30.268 | 36.009 | 44.543 | 3:09.716 | 224.5 | 35:38.910 |
| 14 | 1 | 4:05.751 | 52.738 | 44.646 | 2:28.367 | 136.2 | 39:44.661 |
| 15 | 1 | 2:47.823 | 56.728 | 44.136 | 1:06.959 | 126.9 | 42:32.484 |

84 Trajectus Motorsport
1.Jack TABERY
2.Martin TABERY
Ligier JS2 R
JS2 R P/A

| | | | | | | | |
|---|---|----------|----------|--------|----------|-------|----------|
| 1 | 1 | 4:00.388 | 2:02.358 | 52.915 | 1:05.115 | 120.4 | 4:00.388 |
| 2 | 1 | 2:20.596 | 37.622 | 43.325 | 59.649 | 218.6 | 6:20.984 |

88 23Events Racing
1.Marcus TERKILDSEN
Ligier JS2 R
JS2 R

| | | | | | | | |
|----|---|----------|----------|--------|----------|-------|-----------|
| 1 | 1 | 4:09.907 | 2:22.521 | 47.918 | 59.468 | 123.9 | 4:09.907 |
| 2 | 1 | 2:17.801 | 36.699 | 42.937 | 58.165 | 227.8 | 6:27.708 |
| 3 | 1 | 2:16.827 | 36.484 | 42.557 | 57.786 | 228.3 | 8:44.535 |
| 4 | 1 | 2:16.755 | 36.419 | 42.586 | 57.750 | 228.3 | 11:01.290 |
| 5 | 1 | 2:15.987 | 35.933 | 42.368 | 57.686 | 224.5 | 13:17.277 |
| 6 | 1 | 2:16.860 | 36.349 | 42.648 | 57.863 | 225.5 | 15:34.137 |
| 7 | 1 | 2:15.762 | 35.892 | 42.337 | 57.533 | 225.5 | 17:49.899 |
| 8 | 1 | 2:15.718 | 36.088 | 42.227 | 57.403 | 226.4 | 20:05.617 |
| 9 | 1 | 2:27.598 | 35.783 | 42.281 | 1:09.534 | 224.1 | 22:33.215 |
| 10 | 1 | 6:39.224 | 4:58.567 | 42.604 | 58.953 | 130.0 | 29:12.439 |
| 11 | 1 | 2:16.152 | 35.909 | 42.623 | 57.620 | 223.6 | 31:28.591 |
| 12 | 1 | 3:10.642 | 35.818 | 55.314 | 1:39.510 | 223.6 | 34:39.233 |
| 13 | 1 | 3:11.888 | 1:31.044 | 42.450 | 58.394 | 130.4 | 37:51.121 |
| 14 | 1 | 2:15.812 | 35.838 | 42.178 | 57.796 | 227.8 | 40:06.933 |

93 Petrogold
1.Christian GARDUÑO
2.Andrei DUNA
Ligier JS P4
JS P4

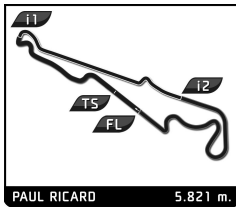
| | | | | | | | |
|----|---|----------|----------|--------|----------|-------|-----------|
| 1 | 2 | 4:31.759 | 2:37.086 | 51.298 | 1:03.375 | 124.0 | 4:31.759 |
| 2 | 2 | 2:25.077 | 40.210 | 45.836 | 59.031 | 183.4 | 6:56.836 |
| 3 | 2 | 2:13.669 | 35.832 | 44.625 | 56.212 | 231.8 | 9:10.505 |
| 4 | 2 | 2:11.932 | 34.742 | 41.398 | 55.792 | 234.3 | 11:22.437 |
| 5 | 2 | 2:13.060 | 35.660 | 41.162 | 56.238 | 234.3 | 13:35.497 |
| 6 | 2 | 2:12.312 | 34.821 | 41.989 | 55.502 | 234.3 | 15:47.809 |
| 7 | 2 | 2:10.365 | 34.472 | 40.866 | 55.027 | 236.8 | 17:58.174 |
| 8 | 2 | 2:10.649 | 34.460 | 40.784 | 55.405 | 235.8 | 20:08.823 |
| 9 | 2 | 3:33.295 | 34.264 | 40.945 | 2:18.086 | 235.8 | 23:42.118 |
| 10 | 1 | 2:33.784 | 53.854 | 42.115 | 57.815 | 142.9 | 26:15.902 |
| 11 | 1 | 2:13.384 | 35.593 | 41.525 | 56.266 | 234.3 | 28:29.286 |
| 12 | 1 | 2:11.240 | 34.841 | 41.135 | 55.264 | 232.8 | 30:40.526 |
| 13 | 1 | 4:44.525 | 36.079 | 41.703 | 3:26.743 | 231.8 | 35:25.051 |
| 14 | 1 | 2:29.045 | 52.089 | 41.302 | 55.654 | 139.9 | 37:54.096 |
| 15 | 1 | 2:11.651 | 35.256 | 40.460 | 55.935 | 237.9 | 40:05.747 |

94 Pegasus Racing
1.Jorda MEYER
2.Kasparas VINGILIS
Ligier JS2 R
JS2 R

| | | | | | | | |
|---|---|----------|----------|--------|----------|-------|-----------|
| 1 | 2 | 3:48.705 | 1:59.678 | 45.927 | 1:03.100 | 126.2 | 3:48.705 |
| 2 | 2 | 2:25.965 | 39.326 | 45.024 | 1:01.615 | 209.3 | 6:14.670 |
| 3 | 2 | 2:21.526 | 37.659 | 43.986 | 59.881 | 220.9 | 8:36.196 |
| 4 | 2 | 2:19.582 | 36.966 | 43.552 | 59.064 | 223.6 | 10:55.778 |
| 5 | 2 | 2:21.388 | 37.453 | 43.598 | 1:00.337 | 220.9 | 13:17.166 |

LIGIER

EUROPEAN SERIES



Ligier European Series

Le Castellet Heat

Free Practice 2

Sector Analysis

Lap under Red Flag Invalidated Lap Personal Best Session Best B Crossing the pit lane

| Lap | D | Time | Sector 1 | Sector 2 | Sector 3 | T. Spd | Elapsed | Lap | D | Time | Sector 1 | Sector 2 | Sector 3 | T. Spd | Elapsed |
|-----|---|------------|----------|----------|----------|--------|-----------|-----|---|------|----------|----------|----------|--------|---------|
| 6 | 2 | 2:19.880 | 37.285 | 43.535 | 59.060 | 220.9 | 15:37.046 | | | | | | | | |
| 7 | 2 | 2:18.006 | 36.615 | 42.977 | 58.414 | 223.1 | 17:55.052 | | | | | | | | |
| 8 | 2 | 2:17.949 | 36.506 | 42.982 | 58.461 | 223.6 | 20:13.001 | | | | | | | | |
| 9 | 2 | 2:25.996 B | 36.525 | 43.443 | 1:06.028 | 222.7 | 22:38.997 | | | | | | | | |
| 10 | 1 | 3:48.177 | 2:04.203 | 43.970 | 1:00.004 | 132.8 | 26:27.174 | | | | | | | | |
| 11 | 1 | 2:20.085 | 37.046 | 43.802 | 59.237 | 220.4 | 28:47.259 | | | | | | | | |
| 12 | 1 | 2:19.187 | 36.874 | 43.414 | 58.899 | 222.2 | 31:06.446 | | | | | | | | |
| 13 | 1 | 3:09.944 B | 38.075 | 46.516 | 1:45.353 | 219.1 | 34:16.390 | | | | | | | | |
| 14 | 1 | 4:15.288 | 2:30.789 | 43.926 | 1:00.573 | 133.5 | 38:31.678 | | | | | | | | |
| 15 | 1 | 2:20.264 | 37.082 | 43.671 | 59.508 | 223.1 | 40:51.939 | | | | | | | | |

| 99 | | Team Virage | Ligier JS P4 | | | | | | | | | | | | |
|----|---|-------------------|--------------|--------|----------|-------|-----------|--|--|--|--|--|--|--|--|
| | | 1.Arnaud MALIZIA | JS P4 | | | | | | | | | | | | |
| | | 2.Victor AEGERTER | | | | | | | | | | | | | |
| 1 | 2 | 3:25.434 | 1:43.978 | 43.316 | 58.140 | 121.8 | 3:25.434 | | | | | | | | |
| 2 | 2 | 2:18.669 | 37.679 | 43.802 | 57.188 | 232.8 | 5:44.103 | | | | | | | | |
| 3 | 2 | 2:13.540 | 35.433 | 41.834 | 56.273 | 229.8 | 7:57.643 | | | | | | | | |
| 4 | 2 | 2:13.705 | 35.250 | 41.366 | 57.089 | 230.8 | 10:11.348 | | | | | | | | |
| 5 | 2 | 2:45.444 | 34.991 | 41.142 | 1:29.311 | 231.3 | 12:56.792 | | | | | | | | |
| 6 | 2 | 2:14.182 | 35.908 | 41.609 | 56.665 | 233.3 | 15:10.974 | | | | | | | | |
| 7 | 2 | 2:14.029 | 35.507 | 41.512 | 57.010 | 233.3 | 17:25.003 | | | | | | | | |
| 8 | 2 | 2:21.424 B | 35.536 | 41.427 | 1:04.461 | 233.8 | 19:46.427 | | | | | | | | |
| 9 | 1 | 4:34.925 | 2:55.144 | 43.012 | 56.769 | 136.9 | 24:21.352 | | | | | | | | |
| 10 | 1 | 2:12.820 | 35.479 | 41.137 | 56.204 | 231.3 | 26:34.172 | | | | | | | | |
| 11 | 1 | 2:11.334 | 34.975 | 40.785 | 55.574 | 232.3 | 28:45.506 | | | | | | | | |
| 12 | 1 | 2:12.644 | 34.683 | 41.006 | 56.955 | 234.3 | 30:58.150 | | | | | | | | |
| 13 | 1 | 2:42.652 B | 34.632 | 40.836 | 1:27.184 | 233.3 | 33:40.802 | | | | | | | | |
| 14 | 1 | 4:05.270 | 2:27.020 | 42.270 | 55.980 | 143.4 | 37:46.072 | | | | | | | | |
| 15 | 1 | 2:10.953 | 34.733 | 40.941 | 55.279 | 233.3 | 39:57.025 | | | | | | | | |
| 16 | 1 | 2:10.934 | 34.650 | 40.731 | 55.553 | 233.3 | 42:07.959 | | | | | | | | |