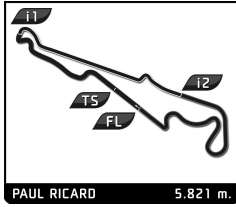


LIGIER

EUROPEAN SERIES



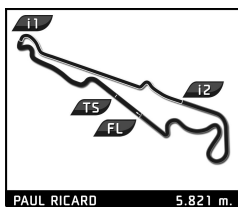
Ligier European Series Le Castellet Heat Free Practice 1

Sector Analysis

| Lap under Red Flag | | | | | | | | | | | Invalidated Lap | Personal Best | Session Best | B Crossing the pit lane | | | | | | |
|--------------------|---|---------------------------|---------------|-------------------|-------------------|----------|--------------|-----------|----|---------------------|-------------------|-------------------|-------------------|-------------------------|-----------|---------------|-----------|----------|-----------|-----------|
| Lap | D | Time | Sector 1 | Sector 2 | Sector 3 | T. Spd | Elapsed | Lap | D | Time | Sector 1 | Sector 2 | Sector 3 | T. Spd | Elapsed | | | | | |
| 1 | | Team Virage | | | | | Ligier JS P4 | | | | | | | | | | | | | |
| | | 1.Sebastien KAWPENG | | | | | JS P4 | | | | | | | | | | | | | |
| | | 2.Brandon MCCAUGHAN | | | | | | | | | | | | | | | | | | |
| 1 | 2 | 2:52.864 | 1:03.467 | 48.479 | 1:00.918 | 124.1 | 2:52.864 | 1 | 2 | 3:00.254 | 1:14.703 | 46.275 | 59.276 | 111.0 | 3:00.254 | | | | | |
| 2 | 2 | 2:17.877 | 36.947 | 43.740 | 57.190 | 229.3 | 5:10.741 | 2 | 2 | 2:16.537 | 37.445 | 42.059 | 57.033 | 230.3 | 5:16.791 | | | | | |
| 3 | 2 | 2:15.420 | 37.341 | 41.408 | 56.671 | 229.3 | 7:26.161 | 3 | 2 | 2:13.529 | 36.031 | 41.523 | 55.975 | 228.3 | 7:30.320 | | | | | |
| 4 | 2 | 2:12.918 | 35.663 | 41.128 | 56.127 | 230.8 | 9:39.079 | 4 | 2 | 2:12.069 | 35.684 | 40.998 | 55.387 | 232.3 | 9:42.389 | | | | | |
| 5 | 2 | 2:13.654 | 36.142 | 40.945 | 56.567 | 231.3 | 11:52.733 | 5 | 2 | 2:11.197 | 35.137 | 40.894 | 55.166 | 233.8 | 11:53.586 | | | | | |
| 6 | 2 | 2:12.326 | 35.272 | 40.648 | 56.406 | 233.8 | 14:05.059 | 6 | 2 | 2:11.128 | 34.976 | 40.656 | 55.496 | 236.3 | 14:04.714 | | | | | |
| 7 | 2 | 2:38.584 | 35.446 | 50.151 | 1:12.987 | 236.8 | 16:43.643 | 7 | 2 | 2:10.297 | 35.064 | 40.596 | 54.637 | 232.8 | 16:15.011 | | | | | |
| 8 | 1 | 7:23.103 | 5:33.382 | 50.232 | 59.489 | 118.8 | 24:06.746 | 8 | 2 | 2:09.939 | 34.843 | 40.737 | 54.359 | 232.3 | 18:24.950 | | | | | |
| 9 | 1 | 2:15.171 | 36.841 | 41.765 | 56.565 | 233.8 | 26:21.917 | 9 | 2 | 2:09.212 | 34.470 | 40.429 | 54.313 | 234.8 | 20:34.162 | | | | | |
| 10 | 1 | 2:17.277 | 36.562 | 43.195 | 57.520 | 230.8 | 28:39.194 | 10 | 2 | 3:49.658 | 35.812 | 41.576 | 2:32.270 | 229.8 | 24:23.820 | | | | | |
| 11 | 1 | 2:14.059 | 35.557 | 42.461 | 56.041 | 231.3 | 30:53.253 | 11 | 1 | 2:29.348 | 52.525 | 41.161 | 55.662 | 141.2 | 26:53.168 | | | | | |
| 12 | 1 | 2:11.444 | 35.102 | 41.276 | 55.066 | 233.3 | 33:04.697 | 12 | 1 | 2:10.766 | 35.663 | 40.388 | 54.715 | 233.8 | 29:03.934 | | | | | |
| 13 | 1 | 2:11.845 | 34.955 | 40.965 | 55.925 | 227.8 | 35:16.542 | 13 | 1 | 2:13.650 | 35.915 | 42.519 | 55.216 | 234.3 | 31:17.584 | | | | | |
| 14 | 1 | 2:11.138 | 34.709 | 41.080 | 55.349 | 233.8 | 37:27.680 | 14 | 1 | 2:10.098 | 35.000 | 40.593 | 54.505 | 232.3 | 33:27.682 | | | | | |
| 15 | 1 | 2:10.311 | 34.650 | 40.869 | 54.792 | 233.3 | 39:37.991 | 15 | 1 | 2:09.696 | 34.721 | 40.401 | 54.574 | 237.4 | 35:37.378 | | | | | |
| 16 | 1 | 2:10.269 | 34.704 | 40.680 | 54.885 | 234.3 | 41:48.260 | 16 | 1 | 2:10.314 | 35.085 | 40.312 | 54.917 | 233.8 | 37:47.692 | | | | | |
| | | | | | | | | | | | | 17 | 1 | 2:09.474 | 34.841 | 40.266 | 54.367 | 236.8 | 39:57.166 | |
| | | | | | | | | | | | | 18 | 1 | 2:20.550 | B | 35.070 | 40.398 | 1:05.082 | 235.8 | 42:17.716 |
| 3 | | LR Motorsport | | | | | Ligier JS2 R | | | | | | | | | | | | | |
| | | 1.Noah ROSSER | | | | | JS2 R | | | | | | | | | | | | | |
| | | 2.Andrea FRIZZA | | | | | | | | | | | | | | | | | | |
| 1 | 2 | 24:05.585 | ... | 44.979 | 59.973 | 135.3 | 24:05.585 | 1 | 1 | 3:19.741 | 1:29.731 | 47.048 | 1:02.962 | 118.4 | 3:19.741 | | | | | |
| 2 | 2 | 2:20.590 | 37.138 | 43.976 | 59.476 | 221.8 | 26:26.175 | 2 | 1 | 2:19.163 | 38.271 | 43.175 | 57.717 | 227.8 | 5:38.904 | | | | | |
| 3 | 2 | 2:20.759 | 37.423 | 44.451 | 58.885 | 221.8 | 28:46.934 | 3 | 1 | 2:16.628 | 36.840 | 42.586 | 57.202 | 233.3 | 7:55.532 | | | | | |
| 4 | 2 | 2:18.778 | 36.623 | 43.128 | 59.027 | 222.7 | 31:05.712 | 4 | 1 | 2:15.071 | 36.479 | 42.041 | 56.551 | 230.3 | 10:10.603 | | | | | |
| 5 | 2 | 2:18.408 | 36.560 | 43.011 | 58.837 | 222.2 | 33:24.120 | 5 | 1 | 2:14.039 | 35.996 | 41.573 | 56.470 | 233.3 | 12:24.642 | | | | | |
| 6 | 2 | 2:18.731 | 36.454 | 43.599 | 58.681 | 222.7 | 35:42.851 | 6 | 1 | 2:13.564 | 35.764 | 41.544 | 56.286 | 231.3 | 14:38.206 | | | | | |
| 7 | 2 | 2:19.247 | 36.881 | 43.428 | 58.938 | 222.2 | 38:02.098 | 7 | 1 | 2:13.909 | 35.903 | 41.954 | 56.052 | 232.8 | 16:52.115 | | | | | |
| 8 | 2 | 2:19.396 | 37.318 | 42.964 | 59.114 | 222.7 | 40:21.494 | 8 | 1 | 2:14.701 | 36.597 | 41.753 | 56.351 | 235.3 | 19:06.816 | | | | | |
| 6 | | ANS Motorsport | | | | | Ligier JS P4 | | | | | | | | | | | | | |
| | | 1.Ethan PHARAMOND | | | | | JS P4 | | | | | | | | | | | | | |
| | | 2.Mika ABRAHAMS | | | | | | | | | | | | | | | | | | |
| 1 | 1 | 3:19.266 | 1:27.793 | 47.699 | 1:03.774 | 105.4 | 3:19.266 | 9 | 1 | 2:22.782 | B | 35.625 | 42.471 | 1:04.686 | 231.3 | 21:29.598 | | | | |
| 2 | 1 | 2:17.688 | 37.579 | 43.017 | 57.092 | 226.4 | 5:36.954 | 10 | 2 | 4:00.883 | 2:17.753 | 44.198 | 58.932 | 109.2 | 25:30.481 | | | | | |
| 3 | 1 | 2:14.294 | 36.051 | 41.853 | 56.390 | 234.8 | 7:51.248 | 11 | 2 | 2:18.292 | 37.017 | 42.996 | 58.279 | 231.8 | 27:48.773 | | | | | |
| 4 | 1 | 2:13.195 | 35.549 | 41.665 | 55.981 | 234.8 | 10:04.443 | 12 | 2 | 2:17.371 | 36.922 | 42.887 | 57.562 | 233.3 | 30:06.144 | | | | | |
| 5 | 1 | 2:12.984 | 35.446 | 41.232 | 56.306 | 234.8 | 12:17.427 | 13 | 2 | 2:17.384 | 36.655 | 42.641 | 58.088 | 231.3 | 32:23.528 | | | | | |
| 6 | 1 | 2:11.667 | 35.417 | 40.783 | 55.467 | 234.3 | 14:29.094 | 14 | 2 | 2:15.050 | 36.107 | 41.796 | 57.147 | 231.8 | 34:38.578 | | | | | |
| 7 | 1 | 2:11.574 | 35.271 | 41.037 | 55.266 | 235.3 | 16:40.668 | 15 | 2 | 2:16.264 | 36.705 | 42.060 | 57.499 | 231.8 | 36:54.842 | | | | | |
| 8 | 1 | 2:10.898 | 35.076 | 40.722 | 55.100 | 233.8 | 18:51.566 | 16 | 2 | 2:15.123 | 36.287 | 42.048 | 56.788 | 232.3 | 39:09.965 | | | | | |
| 9 | 1 | 2:19.731 | B | 35.339 | 41.628 | 1:02.764 | 234.8 | 21:11.297 | 17 | 2 | 2:29.878 | B | 36.958 | 41.967 | 1:10.953 | 231.8 | 41:39.843 | | | |
| 10 | 2 | 4:02.908 | 2:23.295 | 42.877 | 56.736 | 141.0 | 25:14.205 | | | | | | | | | | | | | |
| 11 | 2 | 2:14.082 | 36.442 | 41.336 | 56.304 | 232.3 | 27:28.287 | | | | | | | | | | | | | |
| 12 | 2 | 2:13.148 | 36.181 | 41.461 | 55.506 | 233.3 | 29:41.435 | | | | | | | | | | | | | |
| 13 | 2 | 2:10.871 | 35.174 | 40.818 | 54.879 | 233.3 | 31:52.306 | | | | | | | | | | | | | |
| 14 | 2 | 2:11.534 | 35.456 | 40.684 | 55.394 | 236.3 | 34:03.840 | | | | | | | | | | | | | |
| 15 | 2 | 2:11.796 | 35.040 | 40.728 | 56.028 | 234.3 | 36:15.636 | | | | | | | | | | | | | |
| 16 | 2 | 2:14.545 | 36.057 | 41.181 | 57.307 | 238.4 | 38:30.181 | | | | | | | | | | | | | |
| 17 | 2 | 2:22.272 | B | 36.707 | 41.651 | 1:03.914 | 225.9 | 40:52.453 | | | | | | | | | | | | |
| 12 | | ASM Motorsport | | | | | Ligier JS P4 | | | | | | | | | | | | | |
| | | 1.Luis Carlos PEREZ CABEL | | | | | JS P4 | | | | | | | | | | | | | |
| | | 2.Sacha VANT PAD BOSCH | | | | | | | | | | | | | | | | | | |
| 1 | 2 | 3:01.429 | B | 1:07.414 | 48.553 | 1:05.462 | 122.4 | 3:01.429 | 1 | 2 | 2:11.407 | 35.268 | 41.351 | 54.788 | 231.3 | 21:05.413 | | | | |
| 2 | 2 | 2:33.867 | 53.296 | 43.622 | 56.949 | 140.3 | 5:35.296 | 10 | 2 | 2:18.508 | B | 35.127 | 41.279 | 1:02.102 | 230.3 | 23:23.921 | | | | |
| 3 | 2 | 2:14.013 | 36.112 | 41.877 | 56.024 | 229.8 | 7:49.309 | 11 | 1 | 3:53.603 | 2:13.404 | 42.689 | 57.510 | 141.9 | 27:17.524 | | | | | |
| 4 | 2 | 2:12.901 | 35.459 | 41.860 | 55.582 | 231.3 | 10:02.210 | 12 | 1 | 2:14.554 | 36.185 | 41.773 | 56.593 | 231.3 | 29:32.075 | | | | | |
| 5 | 2 | 2:13.543 | 35.930 | 41.678 | 55.935 | 229.8 | 12:15.753 | | | | | | | | | | | | | |
| 6 | 2 | 2:11.938 | 35.484 | 41.316 | 55.138 | 228.3 | 14:27.691 | | | | | | | | | | | | | |
| 7 | 2 | 2:13.719 | 35.906 | 42.323 | 55.490 | 228.8 | 16:41.410 | | | | | | | | | | | | | |
| 8 | 2 | 2:12.596 | 35.570 | 41.333 | 55.693 | 231.8 | 18:54.006 | | | | | | | | | | | | | |
| 9 | 2 | 2:11.407 | 35.268 | 41.351 | 54.788 | 231.3 | 21:05.413 | | | | | | | | | | | | | |

LIGIER

EUROPEAN SERIES



Ligier European Series Le Castellet Heat Free Practice 1

Sector Analysis

Lap under Red Flag Invalidated Lap Personal Best Session Best Crossing the pit lane

| Lap | D | Time | Sector 1 | Sector 2 | Sector 3 | T. Spd | Elapsed |
|-----|---|----------|----------|----------|----------|--------|-----------|
| 13 | 1 | 2:14.983 | 37.021 | 41.798 | 56.464 | 230.3 | 31:47.058 |
| 14 | 1 | 2:13.794 | 35.663 | 41.629 | 56.499 | 229.8 | 34:00.849 |
| 15 | 1 | 2:14.455 | 35.780 | 41.637 | 57.038 | 230.8 | 36:15.304 |
| 16 | 1 | 2:15.251 | 36.098 | 41.939 | 57.214 | 229.8 | 38:30.555 |
| 17 | 1 | 2:13.893 | 35.993 | 41.574 | 56.326 | 231.3 | 40:44.448 |

| 14 | | Team Virage | | Ligier JS P4 | | | |
|-----|---|-----------------|----------|--------------|----------|--------|-----------|
| | | 1.Alex GARDNER | | JS P4 | | | |
| | | 2.Simon SCHRANZ | | | | | |
| Lap | D | Time | Sector 1 | Sector 2 | Sector 3 | T. Spd | Elapsed |
| 1 | 1 | 2:51.273 | 1:00.790 | 48.731 | 1:01.752 | 110.1 | 2:51.273 |
| 2 | 1 | 2:20.990 | 37.609 | 45.428 | 57.953 | 228.8 | 5:12.263 |
| 3 | 1 | 2:14.628 | 36.561 | 41.634 | 56.433 | 231.8 | 7:26.891 |
| 4 | 1 | 2:12.454 | 35.556 | 41.062 | 55.836 | 231.3 | 9:39.345 |
| 5 | 1 | 2:12.058 | 35.259 | 40.970 | 55.829 | 237.9 | 11:51.403 |
| 6 | 1 | 2:11.532 | 35.042 | 41.036 | 55.454 | 233.3 | 14:02.935 |
| 7 | 1 | 2:10.805 | 34.988 | 40.793 | 55.024 | 232.3 | 16:13.740 |
| 8 | 1 | 2:10.983 | 34.781 | 40.797 | 55.405 | 232.3 | 18:24.723 |
| 9 | 1 | 2:10.880 | 35.571 | 40.658 | 54.651 | 221.3 | 20:35.603 |
| 10 | 1 | 2:20.020 | 35.122 | 41.296 | 1:03.602 | 233.8 | 22:55.623 |
| 11 | 2 | 5:00.312 | 3:20.062 | 43.275 | 56.975 | 133.0 | 27:55.935 |
| 12 | 2 | 2:13.190 | 35.568 | 41.533 | 56.089 | 233.3 | 30:09.125 |
| 13 | 2 | 2:12.397 | 35.540 | 41.028 | 55.829 | 233.3 | 32:21.522 |
| 14 | 2 | 2:11.543 | 34.936 | 40.450 | 56.157 | 232.3 | 34:33.065 |
| 15 | 2 | 2:10.292 | 34.769 | 40.591 | 54.932 | 232.8 | 36:43.357 |
| 16 | 2 | 2:11.179 | 34.810 | 40.744 | 55.625 | 232.3 | 38:54.536 |
| 17 | 2 | 2:10.429 | 34.563 | 40.507 | 55.359 | 231.8 | 41:04.965 |

| 18 | | VSF Sports | | Ligier JS2 R | | | |
|-----|---|--------------------|----------|--------------|----------|--------|-----------|
| | | 1.Maxime APARICIO | | JS2 R P/A | | | |
| | | 2.Anthony GHIHAUDO | | | | | |
| Lap | D | Time | Sector 1 | Sector 2 | Sector 3 | T. Spd | Elapsed |
| 1 | 2 | 2:52.876 | 1:01.209 | 48.858 | 1:02.809 | 118.7 | 2:52.876 |
| 2 | 2 | 2:25.477 | 38.604 | 44.630 | 1:02.243 | 215.1 | 5:18.353 |
| 3 | 2 | 2:20.235 | 37.954 | 43.526 | 58.755 | 221.3 | 7:38.588 |
| 4 | 2 | 2:18.591 | 36.929 | 43.134 | 58.528 | 220.9 | 9:57.179 |
| 5 | 2 | 2:21.498 | 37.248 | 44.166 | 1:00.084 | 222.2 | 12:18.677 |
| 6 | 2 | 2:21.647 | 36.779 | 43.085 | 1:01.783 | 221.3 | 14:40.324 |
| 7 | 2 | 2:32.123 | 36.662 | 42.987 | 1:12.474 | 221.3 | 17:12.447 |
| 8 | 2 | 2:20.080 | 37.136 | 43.927 | 59.017 | 220.4 | 19:32.527 |
| 9 | 2 | 2:19.226 | 37.354 | 43.034 | 58.838 | 221.8 | 21:51.753 |
| 10 | 2 | 2:24.932 | 36.952 | 43.057 | 1:04.923 | 220.4 | 24:16.685 |
| 11 | 1 | 4:32.727 | 2:48.896 | 44.717 | 59.114 | 135.8 | 28:49.412 |
| 12 | 1 | 2:18.799 | 37.174 | 43.321 | 58.304 | 221.3 | 31:08.211 |
| 13 | 1 | 2:19.136 | 37.199 | 43.126 | 58.811 | 220.0 | 33:27.347 |
| 14 | 1 | 2:18.833 | 36.888 | 43.208 | 58.737 | 221.3 | 35:46.180 |
| 15 | 1 | 2:18.199 | 36.587 | 43.176 | 58.436 | 223.1 | 38:04.379 |
| 16 | 1 | 2:21.337 | 36.717 | 43.182 | 1:01.438 | 223.1 | 40:25.716 |

| 19 | | Trajectus Motorsport | | Ligier JS P4 | | | |
|-----|---|----------------------|----------|--------------|----------|--------|-----------|
| | | 1.Vincent BOUTEILLER | | JS P4 | | | |
| | | 2.Tomas POMPIDOU | | | | | |
| Lap | D | Time | Sector 1 | Sector 2 | Sector 3 | T. Spd | Elapsed |
| 1 | 1 | 3:01.872 | 1:17.538 | 45.382 | 58.952 | 121.5 | 3:01.872 |
| 2 | 1 | 2:16.458 | 36.955 | 41.956 | 57.547 | 226.9 | 5:18.330 |
| 3 | 1 | 2:13.727 | 35.868 | 41.816 | 56.043 | 227.4 | 7:32.057 |
| 4 | 1 | 2:12.479 | 35.744 | 41.152 | 55.583 | 230.8 | 9:44.536 |
| 5 | 1 | 2:10.998 | 34.724 | 41.072 | 55.202 | 232.3 | 11:55.534 |
| 6 | 1 | 2:12.538 | 34.887 | 40.937 | 56.714 | 232.8 | 14:08.072 |

| Lap | D | Time | Sector 1 | Sector 2 | Sector 3 | T. Spd | Elapsed |
|-----|---|----------|----------|----------|----------|--------|-----------|
| 7 | 1 | 2:13.820 | 34.941 | 41.586 | 57.293 | 231.3 | 16:21.892 |
| 8 | 1 | 2:10.486 | 34.546 | 40.948 | 54.992 | 231.3 | 18:32.378 |
| 9 | 1 | 2:10.806 | 34.631 | 41.025 | 55.150 | 231.8 | 20:43.184 |
| 10 | 1 | 3:55.798 | 34.609 | 40.702 | 2:40.487 | 230.8 | 24:38.982 |
| 11 | 2 | 2:29.578 | 52.354 | 41.385 | 55.839 | 141.2 | 27:08.560 |
| 12 | 2 | 2:11.456 | 35.209 | 41.226 | 55.021 | 229.8 | 29:20.016 |
| 13 | 2 | 2:11.687 | 35.032 | 41.146 | 55.509 | 229.8 | 31:31.703 |
| 14 | 2 | 2:10.980 | 35.126 | 40.970 | 54.884 | 230.8 | 33:42.683 |
| 15 | 2 | 2:10.752 | 34.795 | 40.817 | 55.140 | 234.8 | 35:53.435 |
| 16 | 2 | 2:10.434 | 34.829 | 40.906 | 54.699 | 230.8 | 38:03.869 |
| 17 | 2 | 3:26.191 | 35.090 | 41.107 | 2:09.994 | 232.8 | 41:30.060 |

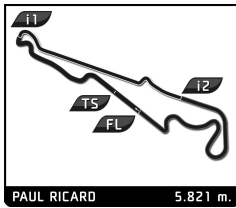
| 20 | | Trajectus Motorsport | | Ligier JS P4 | | | |
|-----|---|-------------------------|----------|--------------|----------|--------|-----------|
| | | 1.Gabriel DOYLE-PARFAIT | | JS P4 | | | |
| | | 2.Nickolas ELLIS | | | | | |
| Lap | D | Time | Sector 1 | Sector 2 | Sector 3 | T. Spd | Elapsed |
| 1 | 2 | 3:21.445 | 1:21.249 | 53.430 | 1:06.766 | 111.7 | 3:21.445 |
| 2 | 2 | 2:28.684 | 39.910 | 47.113 | 1:01.661 | 220.0 | 5:50.129 |
| 3 | 2 | 2:18.685 | 37.475 | 43.018 | 58.192 | 220.9 | 8:08.814 |
| 4 | 2 | 2:16.328 | 37.168 | 42.077 | 57.083 | 225.9 | 10:25.142 |
| 5 | 2 | 2:12.599 | 35.767 | 41.315 | 55.517 | 229.8 | 12:37.741 |
| 6 | 2 | 2:12.613 | 35.221 | 41.538 | 55.854 | 231.8 | 14:50.354 |
| 7 | 2 | 2:10.136 | 34.841 | 40.511 | 54.784 | 230.3 | 17:00.490 |
| 8 | 2 | 7:34.794 | 34.935 | 40.725 | 6:19.134 | 231.8 | 24:35.284 |
| 9 | 2 | 4:03.301 | 54.055 | 45.910 | 2:23.336 | 140.8 | 28:38.585 |
| 10 | 1 | 2:40.276 | 58.117 | 43.923 | 58.236 | 134.3 | 31:18.861 |
| 11 | 1 | 2:13.130 | 35.857 | 41.429 | 55.844 | 228.8 | 33:31.991 |
| 12 | 1 | 2:13.419 | 35.146 | 41.243 | 57.030 | 230.3 | 35:45.410 |
| 13 | 1 | 2:11.572 | 35.062 | 41.407 | 55.103 | 230.8 | 37:56.982 |
| 14 | 1 | 2:11.587 | 34.805 | 41.015 | 55.767 | 229.8 | 40:08.569 |

| 33 | | Petrogold | | Ligier JS P4 | | | |
|-----|---|-------------------|----------|--------------|----------|--------|-----------|
| | | 1.Jan Duran OLIVE | | JS P4 | | | |
| | | 2.Scott MARSH | | | | | |
| Lap | D | Time | Sector 1 | Sector 2 | Sector 3 | T. Spd | Elapsed |
| 1 | 1 | 8:20.133 | 1:13.972 | 47.870 | 6:48.291 | 96.9 | 8:20.133 |
| 2 | 1 | 2:39.394 | 57.141 | 44.686 | 57.564 | 107.4 | 10:59.524 |
| 3 | 1 | 2:13.606 | 35.550 | 41.264 | 56.792 | 230.8 | 13:13.130 |
| 4 | 1 | 2:13.302 | 35.299 | 41.485 | 56.518 | 231.3 | 15:26.432 |
| 5 | 1 | 4:54.587 | 34.876 | 40.322 | 3:39.389 | 231.8 | 20:21.019 |
| 6 | 2 | 2:36.305 | 55.005 | 44.373 | 56.927 | 136.9 | 22:57.324 |
| 7 | 2 | 2:12.639 | 35.385 | 41.304 | 55.950 | 232.3 | 25:09.963 |
| 8 | 2 | 4:38.036 | 44.094 | 47.583 | 3:06.359 | 232.8 | 29:47.999 |
| 9 | 2 | 2:38.873 | 57.617 | 43.872 | 57.384 | 134.8 | 32:26.872 |
| 10 | 2 | 2:13.254 | 35.631 | 41.500 | 56.123 | 232.3 | 34:40.126 |
| 11 | 2 | 2:12.566 | 35.525 | 41.208 | 55.833 | 233.3 | 36:52.692 |
| 12 | 2 | 2:11.341 | 34.948 | 40.940 | 55.453 | 232.8 | 39:04.033 |
| 13 | 2 | 2:11.948 | 34.867 | 41.183 | 55.898 | 231.8 | 41:15.981 |

| 35 | | Veloso Motorsport | | Ligier JS2 R | | | |
|-----|---|-------------------|----------|--------------|----------|--------|-----------|
| | | 1.Pedro MARREIROS | | JS2 R P/A | | | |
| | | 2.José MARREIROS | | | | | |
| Lap | D | Time | Sector 1 | Sector 2 | Sector 3 | T. Spd | Elapsed |
| 1 | 1 | 3:20.435 | 1:23.716 | 50.104 | 1:06.615 | 110.3 | 3:20.435 |
| 2 | 1 | 2:25.711 | 39.402 | 45.108 | 1:01.201 | 206.9 | 5:46.146 |
| 3 | 1 | 2:21.719 | 37.908 | 44.380 | 59.431 | 219.1 | 8:07.865 |
| 4 | 1 | 2:22.542 | 38.605 | 44.258 | 59.679 | 221.3 | 10:30.407 |
| 5 | 1 | 2:22.567 | 37.330 | 43.813 | 1:01.424 | 222.2 | 12:52.974 |
| 6 | 1 | 2:21.065 | 37.458 | 43.639 | 59.968 | 221.3 | 15:14.039 |

LIGIER

EUROPEAN SERIES



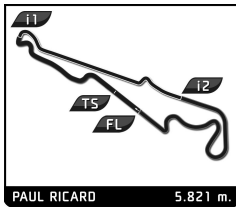
Ligier European Series Le Castellet Heat Free Practice 1

Sector Analysis

| Lap under Red Flag | | | | | | | Invalidated Lap | | Personal Best | | Session Best | | B Crossing the pit lane | | | | | | | | | |
|---|---|------------------------------|-------------------|-------------------|---------------------|--------|---|---|---------------|------------------------------|-------------------|-------------------|-------------------------|--------|-----------|---|----------|--------|--------|----------|-------|----------|
| Lap | D | Time | Sector 1 | Sector 2 | Sector 3 | T. Spd | Elapsed | Lap | D | Time | Sector 1 | Sector 2 | Sector 3 | T. Spd | Elapsed | | | | | | | |
| 4 | 2 | 2:18.723 | 36.700 | 43.307 | 58.716 | 220.4 | 10:44.900 | 1 | 1 | 3:30.681 | 1:31.935 | 52.648 | 1:06.098 | 101.8 | 3:30.681 | | | | | | | |
| 5 | 2 | 2:18.088 | 36.463 | 43.227 | 58.398 | 220.4 | 13:02.988 | 2 | 1 | 2:29.996 | 40.945 | 46.899 | 1:02.152 | 196.7 | 6:00.677 | | | | | | | |
| 6 | 2 | 2:17.408 | 36.069 | 43.179 | 58.160 | 221.8 | 15:20.396 | 3 | 1 | 2:27.097 | 38.627 | 45.298 | 1:03.172 | 219.1 | 8:27.774 | | | | | | | |
| 7 | 2 | 2:28.097 B | 36.558 | 43.664 | 1:07.875 | 221.3 | 17:48.493 | 4 | 1 | 2:23.512 | 38.442 | 44.541 | 1:00.529 | 216.9 | 10:51.286 | | | | | | | |
| 8 | 1 | 5:26.655 | 3:38.065 | 46.079 | 4:02.544 | 134.8 | 23:15.148 | 5 | 1 | 2:22.447 | 37.828 | 44.119 | 1:00.500 | 216.9 | 13:13.733 | | | | | | | |
| 9 | 1 | 2:24.940 | 38.747 | 45.394 | 1:00.799 | 219.1 | 25:40.088 | 6 | 1 | 2:21.447 | 37.345 | 43.923 | 59.879 | 218.2 | 15:34.880 | | | | | | | |
| 10 | 1 | 2:21.906 | 37.627 | 44.210 | 4:00.069 | 218.6 | 28:01.994 | 7 | 1 | 2:21.132 | 37.285 | 43.937 | 59.910 | 216.0 | 17:56.012 | | | | | | | |
| 11 | 1 | 2:22.121 | 37.583 | 44.631 | 59.907 | 220.0 | 30:24.115 | 8 | 1 | 2:20.426 | 37.191 | 43.853 | 59.382 | 216.9 | 20:16.438 | | | | | | | |
| 12 | 1 | 2:21.724 | 37.232 | 44.055 | 1:00.437 | 218.6 | 32:45.839 | 9 | 1 | 4:11.200 B | 37.078 | 43.734 | 2:50.388 | 218.6 | 24:27.638 | | | | | | | |
| 13 | 1 | 2:21.534 | 37.528 | 44.138 | 59.868 | 220.0 | 35:07.373 | 10 | 2 | 2:42.126 | 55.207 | 45.577 | 1:01.342 | 132.4 | 27:09.764 | | | | | | | |
| 14 | 1 | 2:22.046 | 37.242 | 44.623 | 1:00.181 | 220.0 | 37:29.419 | 11 | 2 | 2:22.868 | 38.020 | 44.178 | 1:00.670 | 219.1 | 29:32.632 | | | | | | | |
| 15 | 1 | 2:21.821 | 37.556 | 44.107 | 1:00.158 | 221.3 | 39:51.240 | 12 | 2 | 2:21.300 | 38.612 | 43.887 | 58.801 | 223.6 | 31:53.932 | | | | | | | |
| 16 | 1 | 2:21.125 | 37.269 | 44.363 | 59.493 | 220.4 | 42:12.365 | 13 | 2 | 2:21.647 | 37.862 | 44.035 | 59.750 | 221.8 | 34:15.579 | | | | | | | |
| 81 LR Motorsport 1.Simone BIANCO Ligier JS2 R JS2 R | | | | | | | 88 23Events Racing 1.Marcus TERKILDSEN Ligier JS2 R JS2 R | | | | | | | | | | | | | | | |
| 1 | 1 | 3:09.461 | 1:20.299 | 47.314 | 1:01.848 | 119.3 | 3:09.461 | 1 | 1 | 3:23.744 | 1:33.199 | 47.484 | 1:03.061 | 122.6 | 3:23.744 | | | | | | | |
| 2 | 1 | 2:23.988 | 38.410 | 44.965 | 1:00.613 | 219.5 | 5:33.449 | 2 | 1 | 2:24.307 | 38.316 | 44.736 | 1:01.255 | 221.8 | 5:48.051 | | | | | | | |
| 3 | 1 | 2:22.007 | 38.346 | 44.259 | 59.402 | 220.9 | 7:55.456 | 3 | 1 | 2:20.070 | 37.265 | 43.633 | 59.172 | 220.9 | 8:08.121 | | | | | | | |
| 4 | 1 | 2:19.410 | 37.357 | 43.371 | 58.682 | 221.3 | 10:14.866 | 4 | 1 | 2:18.854 | 37.189 | 43.342 | 58.323 | 226.9 | 10:26.975 | | | | | | | |
| 5 | 1 | 2:20.997 | 36.396 | 43.718 | 1:00.883 | 221.3 | 12:35.863 | 5 | 1 | 2:19.993 | 36.454 | 43.983 | 59.556 | 223.1 | 12:46.968 | | | | | | | |
| 6 | 1 | 2:18.466 | 36.806 | 43.262 | 58.398 | 222.2 | 14:54.329 | 6 | 1 | 2:17.774 | 36.352 | 42.880 | 58.542 | 222.7 | 15:04.742 | | | | | | | |
| 7 | 1 | 2:18.527 | 36.513 | 43.120 | 58.894 | 220.9 | 17:12.856 | 7 | 1 | 2:16.901 | 36.137 | 42.581 | 58.183 | 222.2 | 17:21.643 | | | | | | | |
| 8 | 1 | 2:18.023 | 37.034 | 43.046 | 57.943 | 224.5 | 19:30.879 | 8 | 1 | 2:16.402 | 36.051 | 42.408 | 57.943 | 222.7 | 19:38.045 | | | | | | | |
| 9 | 1 | 2:17.264 | 36.582 | 42.790 | 57.892 | 220.9 | 21:48.143 | 9 | 1 | 2:22.533 B | 36.048 | 42.501 | 1:03.984 | 223.6 | 22:00.578 | | | | | | | |
| 10 | 1 | 3:28.488 B | 36.556 | 43.149 | 2:08.783 | 222.2 | 25:16.631 | 10 | 1 | 7:33.389 | 5:52.478 | 43.122 | 57.789 | 131.1 | 29:33.967 | | | | | | | |
| 11 | 1 | 2:37.107 | 53.004 | 43.100 | 1:01.003 | 137.1 | 27:53.738 | 11 | 1 | 2:17.623 | 36.584 | 43.010 | 58.029 | 224.1 | 31:51.590 | | | | | | | |
| 12 | 1 | 2:17.735 | 36.450 | 42.816 | 58.469 | 224.1 | 30:11.473 | 12 | 1 | 2:17.081 | 36.962 | 42.509 | 57.610 | 222.7 | 34:08.671 | | | | | | | |
| 13 | 1 | 2:17.458 | 36.602 | 42.903 | 57.953 | 223.6 | 32:28.931 | 13 | 1 | 2:16.245 | 36.036 | 42.462 | 57.747 | 221.3 | 36:24.916 | | | | | | | |
| 14 | 1 | 2:16.568 | 36.105 | 42.613 | 57.850 | 223.6 | 34:45.499 | 14 | 1 | 2:17.355 | 36.248 | 42.330 | 58.777 | 223.6 | 38:42.271 | | | | | | | |
| 15 | 1 | 2:17.026 | 36.349 | 42.970 | 57.707 | 222.7 | 37:02.525 | 15 | 1 | 2:16.316 | 36.010 | 42.382 | 57.924 | 220.9 | 40:58.587 | | | | | | | |
| 16 | 1 | 2:17.907 | 36.866 | 42.765 | 58.276 | 222.7 | 39:20.432 | 94 Pegasus Racing 1.Jorda MEYER 2.Kasparas VINGILIS Ligier JS2 R JS2 R | | | | | | | | | | | | | | |
| 17 | 1 | 2:27.905 B | 36.081 | 42.373 | 4:09.454 | 223.1 | 41:48.337 | 1 | 2 | 3:43.040 | 1:41.175 | 52.727 | 1:09.138 | 119.3 | 3:43.040 | | | | | | | |
| 83 Trajectus Motorsport 1.Charles LAMBERT Ligier JS2 R JS2 R | | | | | | | 2 | | | | | | | | | 2 | 2:36.801 | 42.243 | 49.079 | 1:05.479 | 179.7 | 6:19.841 |
| 1 | 1 | 4:52.064 B | 1:35.750 | 51.984 | 2:24.330 | 114.2 | 4:52.064 | 3 | 2 | 2:28.637 | 39.089 | 46.507 | 4:03.041 | 217.7 | 8:48.478 | | | | | | | |
| 2 | 1 | 2:53.196 | 1:00.339 | 48.844 | 1:04.013 | 118.7 | 7:45.260 | 4 | 2 | 2:29.335 | 41.088 | 46.182 | 1:02.065 | 206.9 | 11:17.813 | | | | | | | |
| 3 | 1 | 2:24.950 | 38.481 | 44.882 | 1:01.587 | 221.8 | 10:10.210 | 5 | 2 | 2:23.868 | 38.614 | 44.404 | 1:00.850 | 207.3 | 13:41.681 | | | | | | | |
| 4 | 1 | 2:21.213 | 37.917 | 43.812 | 59.484 | 223.6 | 12:31.423 | 6 | 2 | 2:22.664 | 37.653 | 44.512 | 4:00.496 | 218.2 | 16:04.342 | | | | | | | |
| 5 | 1 | 4:46.903 B | 37.238 | 43.820 | 3:25.845 | 223.6 | 17:18.326 | 7 | 2 | 2:22.103 | 37.704 | 44.052 | 4:00.347 | 217.7 | 18:26.445 | | | | | | | |
| 6 | 1 | 2:39.683 | 55.500 | 44.871 | 59.312 | 133.2 | 19:58.009 | 8 | 2 | 2:31.690 B | 37.837 | 43.770 | 4:40.083 | 220.0 | 20:58.135 | | | | | | | |
| 7 | 1 | 2:20.599 | 37.631 | 43.922 | 59.046 | 220.9 | 22:18.608 | 9 | 1 | 4:26.469 | 2:38.857 | 45.568 | 1:02.044 | 128.4 | 25:24.604 | | | | | | | |
| 8 | 1 | 2:19.264 | 37.107 | 43.405 | 58.749 | 222.2 | 24:37.869 | 10 | 1 | 2:24.016 | 38.323 | 44.826 | 1:00.867 | 217.3 | 27:48.620 | | | | | | | |
| 9 | 1 | 2:19.346 | 36.914 | 43.855 | 58.577 | 221.3 | 26:57.215 | 11 | 1 | 2:24.080 | 38.205 | 44.832 | 1:01.043 | 218.2 | 30:12.700 | | | | | | | |
| 10 | 1 | 2:19.337 | 37.166 | 43.186 | 58.985 | 222.7 | 29:16.552 | 12 | 1 | 2:22.027 | 37.611 | 44.051 | 1:00.365 | 221.3 | 32:34.727 | | | | | | | |
| 11 | 1 | 2:18.312 | 36.450 | 43.217 | 58.645 | 222.7 | 31:34.864 | 13 | 1 | 2:21.722 | 37.556 | 44.069 | 1:00.097 | 218.6 | 34:56.449 | | | | | | | |
| 12 | 1 | 2:18.564 | 36.661 | 43.158 | 58.745 | 224.1 | 33:53.428 | 14 | 1 | 2:22.436 | 38.238 | 44.432 | 59.766 | 218.2 | 37:18.885 | | | | | | | |
| 13 | 1 | 3:47.573 B | 37.301 | 43.141 | 2:27.131 | 223.1 | 37:41.001 | 15 | 1 | 2:22.277 | 37.603 | 43.938 | 1:00.736 | 220.0 | 39:41.162 | | | | | | | |
| 14 | 1 | 2:41.686 | 55.938 | 44.306 | 1:01.442 | 130.4 | 40:22.687 | 16 | 1 | 2:21.445 | 37.900 | 43.869 | 59.676 | 219.1 | 42:02.607 | | | | | | | |
| 84 Trajectus Motorsport 1.Jack TABERY 2.Martin TABERY Ligier JS2 R JS2 R P/A | | | | | | | | | | | | | | | | | | | | | | |

LIGIER

EUROPEAN SERIES



Ligier European Series

Le Castellet Heat

Free Practice 1

Sector Analysis

■ Lap under Red Flag
 ■ Invalidated Lap
 ■ Personal Best
 ■ Session Best
 B Crossing the pit lane

| Lap | D | Time | Sector 1 | Sector 2 | Sector 3 | T. Spd | Elapsed | Lap | D | Time | Sector 1 | Sector 2 | Sector 3 | T. Spd | Elapsed |
|-----------|---|---------------------|---------------|-------------------|-------------------|--------|--------------|-----|---|------|----------|----------|----------|--------|---------|
| 99 | | Team Virage | | | | | Ligier JS P4 | | | | | | | | |
| | | 1.Arnaud MALIZIA | | | | | JS P4 | | | | | | | | |
| | | 2.Victor AEGERTER | | | | | | | | | | | | | |
| 1 | 1 | 2:58.755 | 1:08.759 | 48.468 | 1:01.528 | 126.5 | 2:58.755 | | | | | | | | |
| 2 | 1 | 2:20.464 | 37.580 | 43.003 | 59.881 | 226.4 | 5:19.219 | | | | | | | | |
| 3 | 1 | 2:15.924 | 36.426 | 42.450 | 57.048 | 233.3 | 7:35.143 | | | | | | | | |
| 4 | 1 | 2:15.604 | 36.697 | 42.295 | 56.612 | 231.3 | 9:50.747 | | | | | | | | |
| 5 | 1 | 2:12.666 | 35.380 | 41.213 | 56.073 | 233.3 | 12:03.413 | | | | | | | | |
| 6 | 1 | 2:11.792 | 35.138 | 41.160 | 55.494 | 232.8 | 14:15.205 | | | | | | | | |
| 7 | 1 | 2:11.265 | 34.955 | 40.764 | 55.546 | 231.8 | 16:26.470 | | | | | | | | |
| 8 | 1 | 2:10.898 | 34.666 | 40.874 | 55.358 | 232.3 | 18:37.368 | | | | | | | | |
| 9 | 1 | 2:21.831 B | 34.804 | 41.260 | 1:05.767 | 233.8 | 20:59.199 | | | | | | | | |
| 10 | 2 | 4:54.615 | 3:14.261 | 41.904 | 58.450 | 134.0 | 25:53.814 | | | | | | | | |
| 11 | 2 | 2:12.581 | 35.283 | 41.276 | 56.022 | 230.8 | 28:06.395 | | | | | | | | |
| 12 | 2 | 2:12.400 | 35.241 | 41.272 | 55.887 | 231.8 | 30:18.795 | | | | | | | | |
| 13 | 2 | 2:13.611 | 35.077 | 42.190 | 56.344 | 233.3 | 32:32.406 | | | | | | | | |
| 14 | 2 | 2:13.284 | 35.324 | 41.175 | 56.785 | 234.3 | 34:45.690 | | | | | | | | |
| 15 | 2 | 2:12.682 | 35.563 | 41.114 | 56.005 | 233.3 | 36:58.372 | | | | | | | | |
| 16 | 2 | 2:12.095 | 35.065 | 41.030 | 56.000 | 231.3 | 39:10.467 | | | | | | | | |
| 17 | 2 | 2:12.369 | 35.557 | 41.196 | 55.616 | 234.8 | 41:22.836 | | | | | | | | |