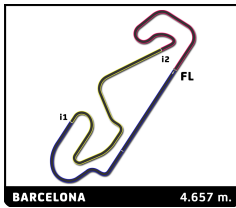


LIGIER

EUROPEAN SERIES



Ligier European Series Barcelona Heat Race 2

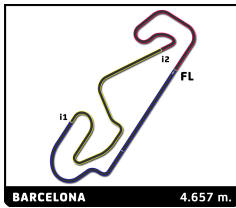
Sector Analysis

Lap under Red Flag Invalidated Lap Personal Best Session Best Crossing the pit lane

Lap	D	Time	Sector 1	Sector 2	Sector 3	T. Spd	Elapsed	Lap	D	Time	Sector 1	Sector 2	Sector 3	T. Spd	Elapsed
1 Team Virage 1. Sebastien KAWPENG 2. Brandon MCCAUGHAN								Ligier JS P4 JS P4							
1	1	1:50.869	35.126	43.669	32.074		1:50.869	17	2	1:54.570	34.102	46.206	34.262	232.3	37:53.627
2	1	2:05.230	32.117	53.280	39.833	248.8	3:56.099	18	2	1:54.204	34.174	45.734	34.296	231.3	39:47.831
3	1	2:26.868	48.101	55.450	43.317	168.5	6:22.967	19	2	1:53.980	34.115	45.693	34.172	231.8	41:41.811
4	1	1:47.384	32.272	43.304	31.808	247.1	8:10.351	20	2	1:54.133	34.257	45.730	34.146	231.8	43:35.944
5	1	1:46.673	31.983	42.982	31.708	245.5	9:57.024	21	2	1:54.152	34.213	45.688	34.251	231.8	45:30.096
6	1	1:47.161	32.076	43.102	31.983	244.9	11:44.185	22	2	1:57.399	35.613	46.190	35.596	231.3	47:27.495
7	1	1:46.811	32.130	42.865	31.816	246.0	13:30.996	23	2	1:57.725	36.088	47.135	34.502	234.3	49:25.220
8	1	1:47.208	32.043	43.086	32.079	244.9	15:18.204	24	2	1:55.100	34.061	46.144	34.895	235.3	51:20.320
9	1	1:46.976	32.031	43.015	31.930	245.5	17:05.180	25	2	1:55.673	34.333	46.400	34.940	236.3	53:15.993
10	1	1:53.511	32.267	45.964	35.280	244.9	18:58.691	26	2	1:56.249	34.287	46.076	35.856	237.4	55:12.212
11	1	2:39.788	48.474	1:06.318	44.996	143.6	21:38.479	27	2	1:56.009	34.820	46.375	34.814	234.8	57:08.221
12	1	2:24.361	51.151	52.759	40.451	122.4	24:02.840	28	2	1:55.692	34.505	46.333	34.854	233.8	59:03.913
13	1	1:50.470	33.632	44.335	32.503	240.0	25:53.310	29	2	1:55.766	34.337	46.303	35.126	234.3	1:00:59.679
14	1	1:53.755	32.329	43.516	37.910	252.9	27:47.065	6 ANS Motorsport 1. Ethan PHARAMOND 2. Mika ABRAHAMS							
15	2	3:31.335	2:16.186	43.371	31.778	175.3	31:18.400	1	1	1:52.476	36.075	43.817	32.584		1:52.476
16	2	1:47.290	32.081	43.179	32.030	243.8	33:05.690	2	1	2:04.932	31.979	53.466	39.487	249.4	3:57.408
17	2	1:47.246	32.102	43.061	32.053	244.3	34:52.906	3	1	2:26.446	48.159	55.508	42.779	205.7	6:23.854
18	2	1:47.133	31.938	43.212	31.983	246.0	36:40.039	4	1	1:47.940	32.467	43.275	32.198	249.4	8:11.794
19	2	1:47.714	32.226	43.277	32.211	246.0	38:27.753	5	1	1:47.776	32.588	43.224	31.964	243.8	9:59.570
20	2	1:47.374	32.128	43.119	32.127	244.9	40:15.127	6	1	1:47.296	32.137	42.995	32.164	249.4	11:46.866
21	2	1:47.465	32.213	43.194	32.058	246.6	42:02.592	7	1	1:47.086	31.936	42.920	32.230	250.0	13:33.952
22	2	1:47.491	32.001	43.227	32.263	247.1	43:50.083	8	1	1:47.628	32.267	43.005	32.356	251.2	15:21.580
23	2	1:47.904	32.256	43.292	32.356	244.9	45:37.987	9	1	1:47.385	32.071	43.240	32.074	251.7	17:08.965
24	2	1:47.971	32.248	43.282	32.441	246.0	47:25.958	10	1	1:51.667	32.094	45.141	34.432	245.5	19:00.632
25	2	1:48.569	32.283	43.358	32.928	247.7	49:14.527	11	1	2:38.990	47.873	1:06.448	44.669	157.2	21:39.622
26	2	1:48.072	32.258	43.474	32.340	248.3	51:02.599	12	1	2:23.837	51.261	53.203	39.373		24:03.459
27	2	1:48.034	32.003	43.467	32.561	248.8	52:50.630	13	1	1:49.588	33.086	43.945	32.557	248.3	25:53.047
28	2	1:48.694	32.285	43.835	32.574	250.0	54:39.324	14	1	1:47.912	32.094	43.496	32.322	253.5	27:40.959
29	2	1:48.328	32.381	43.409	32.538	245.5	56:27.652	15	1	1:47.757	32.280	43.212	32.265	246.0	29:28.716
30	2	1:48.419	32.301	43.504	32.614	244.9	58:16.071	16	1	1:52.917	32.220	43.455	37.242	245.5	31:21.633
31	2	1:48.837	32.449	43.671	32.717	247.1	1:00:04.908	17	2	3:31.754	2:15.521	43.271	32.962	177.3	34:53.387
3 LR Motorsport 1. Noah ROSSER 2. Andrea FRIZZA								Ligier JS2 R JS2 R							
1	1	2:04.980	39.787	48.552	36.641		2:04.980	18	2	1:47.744	32.112	43.335	32.927	248.8	36:41.131
2	1	2:05.094	34.121	53.149	37.824	237.9	4:10.074	19	2	1:48.013	32.106	43.614	32.293	248.8	38:29.144
3	1	2:23.187	47.702	55.997	39.488	172.5	6:33.261	20	2	1:48.210	32.303	43.601	32.306	247.1	40:17.354
4	1	1:53.335	33.788	45.657	33.890	237.4	8:26.596	21	2	1:48.278	31.909	43.193	33.176	246.6	42:05.632
5	1	1:53.173	34.004	45.465	33.704	238.9	10:19.769	22	2	1:47.726	32.707	43.234	31.785	242.7	43:53.358
6	1	1:52.831	33.584	45.388	33.859	236.8	12:12.600	23	2	1:48.343	32.733	43.544	32.066	251.7	45:41.701
7	1	1:53.247	33.858	45.402	33.987	235.8	14:05.847	24	2	1:48.116	32.136	43.500	32.480	248.3	47:29.817
8	1	1:53.850	33.987	45.726	34.137	232.8	15:59.697	25	2	1:49.276	32.591	43.746	32.939	250.6	49:19.093
9	1	1:55.797	34.113	45.683	36.001	231.8	17:55.494	26	2	1:48.583	32.204	43.905	32.474	251.2	51:07.676
10	1	1:56.688	35.359	46.858	34.471	224.5	19:52.182	27	2	1:48.602	32.194	43.870	32.538	251.7	52:56.278
11	1	1:57.088	34.497	46.264	36.327	233.8	21:49.270	28	2	1:48.988	32.284	43.837	32.867	251.2	54:45.266
12	1	2:21.917	51.388	54.882	35.647	135.5	24:11.187	29	2	1:48.773	32.183	43.848	32.742	250.6	56:34.039
13	1	1:54.775	35.008	45.768	33.999	237.4	26:05.962	30	2	1:48.885	32.288	43.991	32.606	248.3	58:22.924
14	1	1:59.264	33.964	45.633	39.667	235.8	28:05.226	31	2	1:49.155	32.408	43.996	32.751	248.8	1:00:12.079
15	2	5:58.743	4:37.909	46.303	34.531	167.2	34:03.969	7 LR Motorsport 1. Simone RICCIPELLI 2. Pietro FERRI							
16	2	1:55.088	34.546	46.225	34.317	231.8	35:59.057	1	1	1:56.249	37.892	45.211	33.146		1:56.249
								2	1	2:05.300	31.912	53.579	39.809	248.8	4:01.549
								3	1	2:23.889	47.779	55.738	40.372	163.4	6:25.438

LIGIER

EUROPEAN SERIES



Ligier European Series Barcelona Heat Race 2

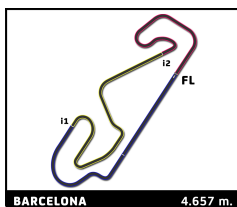
Sector Analysis

Lap under Red Flag Invalidated Lap Personal Best Session Best B Crossing the pit lane

Lap	D	Time	Sector 1	Sector 2	Sector 3	T. Spd	Elapsed	Lap	D	Time	Sector 1	Sector 2	Sector 3	T. Spd	Elapsed
4	1	1:48.612	32.416	43.964	32.232	248.8	8:14.050	23	1	1:50.437	32.733	44.337	33.367	246.0	46:04.350
5	1	1:47.489	31.915	43.775	31.799	252.3	10:01.539	24	1	1:50.068	32.789	44.383	32.896	248.8	47:54.418
6	1	1:47.003	31.674	43.105	32.224	248.3	11:48.542	25	1	1:52.123	33.837	44.868	33.418	250.6	49:46.541
7	1	1:47.279	31.701	43.387	32.191	250.0	13:35.821	26	1	1:58.291 B	32.446	45.089	40.756	246.0	51:44.832
8	1	1:47.328	32.041	43.265	32.022	251.7	15:23.149	27	1	2:24.329	1:04.725	45.350	34.254	175.3	54:09.161
9	1	1:48.201	31.747	43.307	33.147	248.8	17:11.350	28	1	2:01.963 B	34.431	46.279	41.253	237.9	56:11.124
10	1	1:55.656	32.763	47.952	34.941	250.0	19:07.006	29	1	3:09.350	1:51.956	44.474	32.920	176.5	59:20.474
11	1	2:34.478	44.011	1:06.479	43.988	199.6	21:41.484	30	1	1:50.355	32.895	44.481	32.979	243.8	1:01:10.829
12	1	2:22.913	51.797	54.293	36.823		24:04.397	12 ASM Motorsport Ligier JS P4 1.Luis Carlos PEREZ CABEL JS P4 2.Sacha VAN'T PAD BOSCH							
13	1	1:50.307	33.075	44.301	32.931	247.7	25:54.704	1	2	1:56.111	37.222	45.608	33.281		1:56.111
14	1	1:48.542	32.404	43.674	32.464	250.6	27:43.246	2	2	2:06.239	32.880	53.868	39.491	242.2	4:02.350
15	1	1:48.553	32.307	43.726	32.520	249.4	29:31.799	3	2	2:23.675	47.385	56.265	40.025	153.8	6:26.025
16	1	1:52.474 B	32.017	43.375	37.082	244.3	31:24.273	4	2	1:49.078	32.616	44.203	32.259	240.0	8:15.103
17	2	3:30.525	2:14.366	43.495	32.664	178.2	34:54.798	5	2	1:48.697	32.475	44.049	32.173	242.7	10:03.800
18	2	1:47.932	32.428	43.459	32.045	241.1	36:42.730	6	2	1:47.943	32.328	43.585	32.030	237.4	11:51.743
19	2	1:47.751	32.005	43.477	32.269	245.5	38:30.481	7	2	1:47.321	32.352	43.099	31.870	240.5	13:39.064
20	2	1:47.590	31.901	43.364	32.325	249.4	40:18.071	8	2	1:46.484	31.651	42.977	31.856	245.5	15:25.548
21	2	1:47.464	31.880	43.304	32.280	247.1	42:05.535	9	2	1:47.388	32.259	43.043	32.086	246.0	17:12.936
22	2	1:47.526	31.981	43.351	32.194	245.5	43:53.061	10	2	1:55.903	32.241	49.081	34.581	248.3	19:08.839
23	2	1:47.788	32.351	43.309	32.128	244.3	45:40.849	11	2	2:34.401	44.175	1:06.873	43.353	210.1	21:43.240
24	2	1:47.815	31.962	43.467	32.386	245.5	47:28.664	12	2	2:22.304	52.290	53.738	36.276		24:05.544
25	2	1:49.429	33.023	43.478	32.928	248.3	49:18.093	13	2	1:50.184	32.431	44.907	32.846	254.1	25:55.728
26	2	1:48.958	32.677	43.629	32.652	246.0	51:07.051	14	2	1:48.891	32.258	43.687	32.946	251.7	27:44.619
27	2	1:47.647	32.031	43.449	32.167	247.1	52:54.698	15	2	1:55.465 B	32.614	43.821	39.030	241.6	29:40.084
28	2	1:48.302	32.582	43.448	32.272	250.0	54:43.000	16	1	3:34.412	2:17.171	44.291	32.950	176.2	33:14.496
29	2	1:48.361	32.161	43.707	32.493	252.3	56:31.361	17	1	1:49.337	32.621	44.082	32.634	241.6	35:03.833
30	2	1:48.413	32.396	43.458	32.559	246.0	58:19.774	18	1	1:50.023	32.654	44.522	32.847	244.9	36:53.856
31	2	1:48.271	32.249	43.426	32.596	247.7	1:00:08.045	19	1	1:49.150	32.553	43.910	32.687	244.3	38:43.006
9 ANS Motorsport Ligier JS P4 1.Adrien BASTIDE JS P4 2.Arthur AEGERTER															
1	2	1:56.849	37.704	45.916	33.229		1:56.849	20	1	1:49.353	32.520	44.015	32.818	246.6	40:32.359
2	2	2:05.847	32.886	53.825	39.136	251.2	4:02.696	21	1	1:49.056	32.586	43.764	32.706	244.3	42:21.415
3	2	2:23.819	47.589	56.203	40.027	156.3	6:26.515	22	1	1:48.818	32.566	43.755	32.497	244.9	44:10.233
4	2	1:49.159	32.599	44.101	32.459	251.2	8:15.674	23	1	1:48.995	32.621	43.698	32.676	243.8	45:59.228
5	2	1:50.292	32.167	44.171	33.954	252.9	10:05.966	24	1	1:49.549	32.801	44.004	32.744	244.3	47:48.777
6	2	1:48.538	32.302	43.975	32.261	251.2	11:54.504	25	1	1:48.900	32.542	43.739	32.619	244.3	49:37.677
7	2	1:47.875	32.142	43.534	32.199	248.3	13:42.379	26	1	1:49.784	32.270	44.542	32.972	247.7	51:27.461
8	2	1:47.471	32.068	43.038	32.365	247.7	15:29.850	27	1	1:49.220	32.703	43.866	32.651	247.7	53:16.681
9	2	1:48.569	32.463	43.718	32.388	248.8	17:18.419	28	1	1:50.088	32.553	44.586	32.949	248.8	55:06.769
10	2	1:51.914	32.354	46.042	33.518	248.8	19:10.333	29	1	1:49.682	32.689	44.328	32.665	246.6	56:56.451
11	2	2:34.324	44.734	1:06.671	42.919	199.6	21:44.657	30	1	1:50.032	32.787	44.035	33.210	247.1	58:46.483
12	2	2:22.178	52.309	54.044	35.825	120.9	24:06.835	31	1	1:49.159	32.567	43.829	32.763	245.5	1:00:35.642
13	2	1:50.066	32.903	43.940	33.223	248.3	25:56.901	14 Team Virage Ligier JS P4 1.Alex GARDNER JS P4 2.Simon SCHRANZ							
14	2	1:49.385	32.519	43.944	32.922	250.0	27:46.286	1	2	1:51.505	35.664	43.594	32.247		1:51.505
15	2	1:48.972	32.666	43.471	32.835	246.6	29:35.258	2	2	2:05.121	32.042	53.482	39.597	248.3	3:56.626
16	2	2:00.710 B	32.733	43.960	44.017	246.0	31:35.968	3	2	2:26.842	48.041	55.619	43.182	208.1	6:23.468
17	1	3:24.627	2:07.944	44.331	32.352	176.5	35:00.595	4	2	1:47.481	32.323	43.212	31.946	246.6	8:10.949
18	1	1:51.495	33.209	45.355	32.931	245.5	36:52.090	5	2	1:47.030	32.247	42.992	31.791	248.3	9:57.979
19	1	1:49.780	32.893	44.013	32.874	244.3	38:41.870	6	2	1:46.779	31.712	43.110	31.957	247.1	11:44.758
20	1	1:51.986	35.035	44.210	32.741	243.2	40:33.856	7	2	1:47.105	31.856	43.119	32.130	248.3	13:31.863
21	1	1:49.988	32.385	44.519	33.084	247.7	42:23.844	8	2	1:46.970	31.801	43.182	31.987	248.3	15:18.833
22	1	1:50.069	32.483	44.273	33.313	246.6	44:13.913								

LIGIER

EUROPEAN SERIES



Ligier European Series Barcelona Heat Race 2

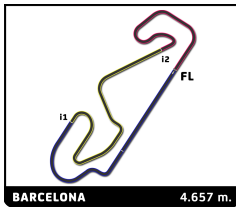
Sector Analysis

Lap under Red Flag Invalidated Lap Personal Best Session Best B Crossing the pit lane

Lap	D	Time	Sector 1	Sector 2	Sector 3	T. Spd	Elapsed	Lap	D	Time	Sector 1	Sector 2	Sector 3	T. Spd	Elapsed							
2	2	2:04.260	34.146	51.122	38.992	239.5	4:07.835	14	2	1:53.538	33.875	45.500	34.163	236.8	27:58.825							
3	2	2:23.386	47.423	56.095	39.868	153.6	6:31.221	15	2	1:53.789	34.089	45.732	33.968	236.3	29:52.614							
4	2	1:53.226	33.903	45.479	33.844	243.2	8:24.447	16	2	2:00.700 B	34.021	45.810	40.869	235.8	31:53.314							
5	2	1:52.261	33.546	44.997	33.718	237.4	10:16.708	17	1	3:44.043	2:21.808	46.865	35.370	166.4	35:37.357							
6	2	1:54.060	33.769	45.969	34.322	241.1	12:10.768	18	1	1:57.005	35.329	46.453	35.223	232.8	37:34.362							
7	2	1:53.933	34.104	45.435	34.394	238.4	14:04.701	19	1	1:56.350	34.629	46.581	35.140	233.8	39:30.712							
8	2	1:53.889	34.052	45.828	34.009	236.8	15:58.590	20	1	1:56.929	34.811	46.603	35.515	233.3	41:27.641							
9	2	2:27.161 B	40.932	56.944	49.285	236.3	18:25.751	21	1	1:57.134	34.785	46.981	35.368	231.3	43:24.775							
33 Petrogold Ligier JS P4 1. Jan Duran OLIVE JS P4 2. Scott MARSH								22								1	1:56.614	34.674	46.758	35.182	232.3	45:21.389
1	2	1:53.439	36.643	44.058	32.738		1:53.439	23	1	1:57.042	34.648	46.951	35.443	231.3	47:18.431							
2	2	2:05.072	32.649	52.813	39.610	248.8	3:58.511	24	1	1:57.576	34.685	46.687	36.204	231.3	49:16.007							
3	2	2:25.911	48.377	55.191	42.343	201.1	6:24.422	25	1	1:58.213	35.224	47.567	35.422	235.3	51:14.220							
4	2	1:48.279	32.535	43.579	32.165	251.2	8:12.701	26	1	1:58.608	35.375	47.428	35.805	235.3	53:12.828							
5	2	1:47.487	32.073	43.418	31.996	248.8	10:00.188	27	1	1:59.248	35.975	47.340	35.933	236.3	55:12.076							
6	2	1:47.313	31.862	43.236	32.215	252.3	11:47.501	28	1	1:58.660	35.621	47.397	35.642	236.8	57:10.736							
7	2	1:48.045	32.449	43.428	32.168	227.4	13:35.546	29	1	1:58.288	35.047	47.151	36.090	235.3	59:09.024							
8	2	1:48.540	32.103	43.401	33.036	251.7	15:24.086	30	1	1:58.847	35.556	47.378	35.913	234.3	1:01:07.871							
9	2	1:47.707	31.951	43.421	32.335	251.2	17:11.793	41 VSF Sports Ligier JS2 R 1. Daniel DALLAKYAN JS2 R 2. Antonin BERNARD														
10	2	1:55.730	32.651	48.030	35.049	251.2	19:07.523	1	1	1:58.552	38.560	46.358	33.634		1:58.552							
11	2	2:34.416	44.012	1:06.675	43.729	201.5	21:41.939	2	1	2:06.700	33.673	53.450	39.577	240.5	4:05.252							
12	2	2:23.084	51.963	54.074	37.047		24:05.023	3	1	2:24.051	47.289	56.498	40.264	167.2	6:29.303							
13	2	1:50.060	32.687	44.640	32.733	247.7	25:55.083	4	1	1:51.472	33.325	44.967	33.180	237.4	8:20.775							
14	2	1:54.699 B	32.283	43.681	38.735	252.9	27:49.782	5	1	1:51.515	33.266	44.798	33.451	236.3	10:12.290							
15	1	3:31.626	2:15.970	43.288	32.368	176.5	31:21.408	6	1	1:53.184	34.171	45.010	34.003	236.8	12:05.474							
16	1	1:50.979	32.757	45.028	33.194	244.9	33:12.387	7	1	1:51.801	33.560	44.855	33.386	238.9	13:57.275							
17	1	1:49.117	32.671	43.913	32.533	243.8	35:01.504	8	1	1:51.916	33.359	44.909	33.648	237.9	15:49.191							
18	1	1:49.411	32.474	44.394	32.543	252.3	36:50.915	9	1	1:52.265	33.563	45.035	33.667	236.8	17:41.456							
19	1	1:49.136	33.164	43.729	32.243	245.5	38:40.051	10	1	1:59.782	36.290	47.939	35.553	212.6	19:41.238							
20	1	1:48.580	32.135	43.851	32.594	253.5	40:28.631	11	1	2:05.322	35.997	49.376	39.949	215.1	21:46.560							
21	1	1:48.454	32.046	43.571	32.837	250.0	42:17.085	12	1	2:21.822	52.440	54.670	34.712	136.0	24:08.382							
22	1	1:47.968	32.012	43.595	32.364	253.5	44:05.053	13	1	1:52.721	33.672	45.346	33.703	239.5	26:01.103							
23	1	1:48.642	32.251	43.772	32.619	244.3	45:53.695	14	1	1:52.350	33.627	44.976	33.747	237.9	27:53.453							
24	1	1:49.130	32.426	43.919	32.785	241.1	47:42.825	15	1	1:52.488	33.591	45.199	33.698	237.4	29:45.941							
25	1	1:52.242	33.725	45.186	33.331	233.3	49:35.067	16	1	1:59.061 B	33.784	45.295	39.982	235.3	31:45.002							
26	1	2:02.096 B	33.862	45.402	42.832	224.5	51:37.163	17	2	3:34.744	2:15.379	45.481	33.884	165.9	35:19.746							
35 Veloso Motorsport Ligier JS2 R 1. Pedro MARREIROS JS2 R P/A 2. José MARREIROS								18	2	1:53.044	33.855	45.375	33.814	233.3	37:12.790							
1	2	2:04.578	39.775	48.136	36.667		2:04.578	19	2	1:53.269	33.665	45.435	34.169	234.8	39:06.059							
2	2	2:04.827	34.091	52.600	38.136	241.6	4:09.405	20	2	1:53.602	33.920	45.470	34.212	235.8	40:59.661							
3	2	2:23.187	47.687	55.671	39.829	162.9	6:32.592	21	2	1:54.105	34.180	46.055	33.870	237.9	42:53.766							
4	2	1:53.696	33.963	45.787	33.946	241.1	8:26.288	22	2	1:53.163	33.755	45.567	33.841	233.8	44:46.929							
5	2	1:54.468	34.049	46.229	34.190	240.5	10:20.756	23	2	1:52.716	33.782	45.207	33.727	235.8	46:39.645							
6	2	1:53.590	33.724	45.689	34.177	239.5	12:14.346	24	2	1:52.797	33.613	45.184	34.000	234.8	48:32.442							
7	2	1:53.566	33.951	45.609	34.006	238.9	14:07.912	25	2	1:53.826	33.778	45.855	34.193	234.8	50:26.268							
8	2	1:52.719	33.619	45.223	33.877	237.4	16:00.631	26	2	1:54.217	34.066	45.854	34.297	234.8	52:20.485							
9	2	1:55.415	33.846	45.598	35.971	238.4	17:56.046	27	2	1:53.983	34.302	45.615	34.066	235.3	54:14.468							
10	2	1:57.308	35.817	46.710	34.781	208.1	19:53.354	28	2	1:53.820	33.941	45.689	34.190	236.8	56:08.288							
11	2	1:56.532	34.127	46.239	36.166	236.8	21:49.886	29	2	1:53.791	34.105	45.458	34.228	234.8	58:02.079							
12	2	2:21.474	51.463	54.821	35.190	131.9	24:11.360	30	2	1:53.971	34.240	45.573	34.158	234.8	59:56.050							
13	2	1:53.927	33.854	46.026	34.047	242.2	26:05.287	31	2	1:53.750	33.905	45.602	34.243	236.8	1:01:49.800							

LIGIER

EUROPEAN SERIES



Ligier European Series Barcelona Heat Race 2

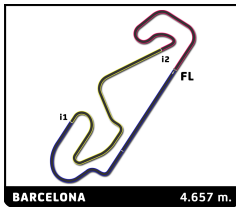
Sector Analysis

Lap under Red Flag Invalidated Lap Personal Best Session Best B Crossing the pit lane

Lap	D	Time	Sector 1	Sector 2	Sector 3	T. Spd	Elapsed	Lap	D	Time	Sector 1	Sector 2	Sector 3	T. Spd	Elapsed
50 Les Deux Arbres 1.Jeremy LOISEL Ligier JS P4 JS P4 AM								26	1	1:48.746	32.409	43.642	32.695	244.9	51:18.757
1	1	2:01.367	38.938	47.538	34.891		2:01.367	27	1	1:49.795	32.367	44.041	33.387	245.5	53:08.552
2	1	2:05.667	33.415	52.672	39.580	242.2	4:07.034	28	1	1:48.356	32.455	43.540	32.361	242.7	54:56.908
3	1	2:23.614	46.988	56.315	40.311	155.4	6:30.648	29	1	1:48.665	32.376	43.830	32.459	244.3	56:45.573
4	1	1:52.281	33.370	44.973	33.938	250.6	8:22.929	30	1	1:49.179	32.492	43.787	32.900	244.3	58:34.752
5	1	1:52.349	33.149	45.150	34.050	243.2	10:15.278	31	1	1:48.690	32.486	43.715	32.489	244.3	1:00:23.442
6	1	1:52.074	33.218	45.207	33.649	243.2	12:07.352								
7	1	1:50.910	32.887	44.549	33.474	245.5	13:58.262								
8	1	1:53.906	33.172	44.754	35.980	245.5	15:52.168								
9	1	2:23.704	B 38.288	55.763	49.653	242.7	18:15.872								
10	1	18:45.483	...	49.995	36.535	173.9	37:01.355								
11	1	2:01.293	34.828	47.523	38.942	235.3	39:02.648								
12	1	1:56.572	35.338	46.581	34.653	234.8	40:59.220								
13	1	1:57.352	34.068	46.908	36.376	237.9	42:56.572								
14	1	1:55.868	34.889	46.025	34.954	236.8	44:52.440								
15	1	1:55.545	34.317	46.314	34.914	240.0	46:47.985								
16	1	1:54.151	33.981	45.596	34.574	239.5	48:42.136								
17	1	1:53.923	33.920	45.744	34.262	242.2	50:36.059								
18	1	1:52.712	33.408	45.032	34.272	241.6	52:28.771								
19	1	1:52.199	33.469	44.883	33.847	240.5	54:20.970								
20	1	1:51.999	33.170	44.773	34.056	243.2	56:12.969								
21	1	1:53.391	33.350	45.289	34.752	243.2	58:06.360								
22	1	2:02.720	B 33.851	44.979	43.890	242.2	1:00:09.080								
57 M Racing 1.August THERBO 2.Cindy GUDET Ligier JS P4 JS P4 P/A								1	2	2:07.986	40.897	48.046	39.043		2:07.986
1	2	1:57.182	37.766	46.202	33.214		1:57.182	2	2	2:03.540	35.546	50.889	37.105	231.3	4:11.526
2	2	2:05.953	32.749	53.965	39.239	254.1	4:03.135	3	2	2:23.084	46.845	56.063	40.176	182.7	6:34.610
3	2	2:23.460	47.585	56.113	39.762	173.6	6:26.595	4	2	1:57.024	35.183	46.842	34.999	234.3	8:31.634
4	2	1:49.411	32.902	44.166	32.343	248.3	8:16.006	5	2	1:56.665	34.767	46.580	35.318	232.3	10:28.299
5	2	1:48.477	32.118	43.954	32.405	253.5	10:04.483	6	2	1:56.048	34.658	46.297	35.093	231.8	12:24.347
6	2	1:47.838	32.144	43.557	32.137	249.4	11:52.321	7	2	1:55.967	34.497	46.335	35.135	231.3	14:20.314
7	2	1:48.084	32.302	43.540	32.242	250.0	13:40.405	8	2	1:55.296	34.591	45.961	34.744	231.3	16:15.610
8	2	1:48.530	32.307	43.409	32.814	246.6	15:28.935	9	2	1:56.927	34.806	46.350	35.771	229.8	18:12.537
9	2	1:48.667	32.406	43.984	32.277	248.3	17:17.602	10	2	1:58.441	35.102	47.502	35.837	229.3	20:10.978
10	2	1:52.387	32.345	45.915	34.127	244.9	19:09.989	11	2	1:59.331	35.958	48.108	35.265	230.8	22:10.309
11	2	2:34.221	44.351	1:06.518	43.352	210.5	21:44.210	12	2	2:02.354	35.129	51.542	35.683	232.3	24:12.663
12	2	2:22.007	52.252	53.813	35.942	121.3	24:06.217	13	2	1:57.216	36.466	46.220	34.530	234.3	26:09.879
13	2	1:50.132	32.703	44.605	32.824	249.4	25:56.349	14	2	2:01.647	B 34.343	45.958	41.346	234.8	28:11.526
14	2	1:55.295	B 32.429	44.016	38.850	251.7	27:51.644	15	1	3:39.805	2:19.132	46.595	34.078	166.9	31:51.331
15	1	3:30.729	2:14.817	43.513	32.399	173.6	31:22.373	16	1	1:53.455	34.013	45.588	33.854	233.3	33:44.786
16	1	1:49.556	32.162	44.353	33.041	243.8	33:11.929	17	1	1:53.080	33.983	45.362	33.735	232.3	35:37.866
17	1	1:49.022	33.079	43.532	32.444	241.1	35:00.951	18	1	1:53.194	33.728	45.520	33.943	240.0	37:31.057
18	1	1:50.118	33.225	44.335	32.558	250.6	36:51.069	19	1	1:53.495	33.782	45.799	33.914	234.8	39:24.552
19	1	1:48.555	32.775	43.550	32.230	244.9	38:39.624	20	1	1:53.840	33.787	45.882	34.174	234.3	41:18.392
20	1	1:48.147	32.434	43.600	32.113	243.2	40:27.771	21	1	1:55.248	33.973	46.855	34.420	234.8	43:13.640
21	1	1:48.348	32.324	43.742	32.285	246.6	42:16.119	22	1	1:54.919	34.311	46.002	34.606	233.3	45:08.559
22	1	1:48.375	32.580	43.575	32.220	240.0	44:04.494	23	1	1:55.614	34.098	46.783	34.733	233.3	47:04.173
23	1	1:48.318	32.404	43.601	32.313	241.1	45:52.812	24	1	1:56.474	34.437	47.095	34.942	233.3	49:00.647
24	1	1:48.427	32.472	43.622	32.333	242.2	47:41.239	25	1	1:56.021	34.423	46.608	34.990	232.8	50:56.668
25	1	1:48.772	32.510	43.832	32.430	242.2	49:30.011	26	1	1:56.764	34.537	46.613	35.614	234.3	52:53.432
68 M Racing 1.Lawrence HERBOTS 2.Nathan HUET Ligier JS2 R JS2 R								27	1	1:57.768	34.770	47.830	35.168	235.3	54:51.200
1	2	2:07.986	40.897	48.046	39.043		2:07.986	28	1	1:57.872	34.625	47.596	35.651	234.8	56:49.072
2	2	2:03.540	35.546	50.889	37.105	231.3	4:11.526	29	1	1:58.991	35.136	47.826	36.029	234.3	58:48.063
3	2	2:23.084	46.845	56.063	40.176	182.7	6:34.610	30	1	1:59.639	35.458	47.913	36.268	235.3	1:00:47.702
4	2	1:57.024	35.183	46.842	34.999	234.3	8:31.634								
5	2	1:56.665	34.767	46.580	35.318	232.3	10:28.299								
6	2	1:56.048	34.658	46.297	35.093	231.8	12:24.347								
7	2	1:55.967	34.497	46.335	35.135	231.3	14:20.314								
8	2	1:55.296	34.591	45.961	34.744	231.3	16:15.610								
9	2	1:56.927	34.806	46.350	35.771	229.8	18:12.537								
10	2	1:58.441	35.102	47.502	35.837	229.3	20:10.978								
11	2	1:59.331	35.958	48.108	35.265	230.8	22:10.309								
12	2	2:02.354	35.129	51.542	35.683	232.3	24:12.663								
13	2	1:57.216	36.466	46.220	34.530	234.3	26:09.879								
14	2	2:01.647	B 34.343	45.958	41.346	234.8	28:11.526								
15	1	3:39.805	2:19.132	46.595	34.078	166.9	31:51.331								
16	1	1:53.455	34.013	45.588	33.854	233.3	33:44.786								
17	1	1:53.080	33.983	45.362	33.735	232.3	35:37.866								
18	1	1:53.194	33.728	45.520	33.943	240.0	37:31.057								
19	1	1:53.495	33.782	45.799	33.914	234.8	39:24.552								
20	1	1:53.840	33.787	45.882	34.174	234.3	41:18.392								
21	1	1:55.248	33.973	46.855	34.420	234.8	43:13.640								
22	1	1:54.919	34.311	46.002	34.606	233.3	45:08.559								
23	1	1:55.614	34.098	46.783	34.733	233.3	47:04.173								
24	1	1:56.474	34.437	47.095	34.942	233.3	49:00.647								
25	1	1:56.021	34.423	46.608	34.990	232.8	50:56.668								
26	1	1:56.764	34.537	46.613	35.614	234.3	52:53.432								
69 Bretton Racing 1.Dan SKOCDOPOLE 2.Henrique OLIVEIRA Ligier JS P4 JS P4								1	1	1:55.387	37.517	45.369	32.501		1:55.387
1	1	1:55.387	37.517	45.369	32.501		1:55.387	2	1	2:05.795	32.259	53.128	40.408	248.3	4:01.182
2	1	2:05.795	32.259	53.128	40.408	248.3	4:01.182	3	1	2:23.875	47.645	55.590	40.640	169.8	6:25.057
3	1	2:23.875	47.645	55.590	40.640	169.8	6:25.057	4	1	1:48.581	32.587	43.808	32.186	247.1	8:13.638
4	1	1:48.581	32.587	43.808	32.186	247.1	8:13.638	5	1	1:48.437	32.195	44.338	31.904	247.1	10:02.075
5	1	1:48.437	32.195	44.338	31.904	247.1	10:02.075	6	1	1:47.021	32.111	42.862	32.048	248.3	11:49.09

LIGIER

EUROPEAN SERIES



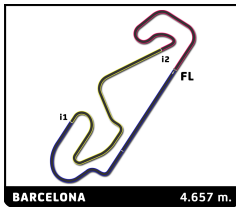
Ligier European Series Barcelona Heat Race 2

Sector Analysis

Lap	D	Time	Sector 1	Sector 2	Sector 3	T. Spd	Elapsed	Lap	D	Time	Sector 1	Sector 2	Sector 3	T. Spd	Elapsed	
12	1	2:22.836	52.372	53.629	36.835		24:05.341	83	Trajectus Motorsport 1.Charles LAMBERT							Ligier JS2 R JS2 R
13	1	4:50.110	32.987	44.301	32.822	249.4	25:55.451		1	1	2:28.361 B	39.520	47.841	1:01.000		2:28.361
14	1	4:48.702	32.282	43.722	32.698	248.3	27:44.153	84	Trajectus Motorsport 1.Jack TABERY 2.Martin TABERY							Ligier JS2 R JS2 R P/A
15	1	1:52.726 B	32.169	43.229	37.328	244.9	29:36.879		1	1	2:04.263	40.517	48.257	35.489		2:04.263
16	2	3:41.673	2:25.533	43.766	32.374	173.4	33:18.552	2	1	2:04.640	34.098	51.990	38.552	240.0	4:08.903	
17	2	1:47.549	32.171	43.198	32.180	242.7	35:06.101	3	1	2:23.274	47.504	55.847	39.923	157.4	6:32.177	
18	2	1:48.542	32.190	44.097	32.255	243.2	36:54.643	4	1	1:53.399	34.073	45.587	33.739	240.0	8:25.576	
19	2	1:48.734	32.846	43.413	32.475	246.6	38:43.377	5	1	1:52.664	33.588	45.405	33.671	237.4	10:18.240	
20	2	1:49.350	32.466	44.075	32.809	248.3	40:32.727	6	1	1:53.211	33.693	45.333	34.185	238.4	12:11.451	
21	2	1:49.960	32.635	44.332	32.993	243.8	42:22.687	7	1	1:53.832	34.250	45.577	34.005	238.4	14:05.283	
22	2	1:49.764	32.549	44.212	33.003	238.4	44:12.451	8	1	1:54.128	33.916	46.021	34.191	238.4	15:59.411	
23	2	1:50.088	33.044	44.223	32.821	232.8	46:02.539	9	1	1:53.468	34.101	45.622	33.745	235.8	17:52.879	
24	2	1:50.988	33.756	44.283	32.949	231.3	47:53.527	10	1	1:55.557	34.757	46.128	34.672	229.8	19:48.436	
25	2	1:52.367	34.006	45.004	33.357	226.4	49:45.894	11	1	1:59.958	35.846	46.919	37.193	219.5	21:48.394	
26	2	1:52.942	33.885	44.885	34.172	222.7	51:38.836	12	1	2:21.126	51.599	54.760	34.767	139.0	24:09.520	
27	2	1:52.601	34.135	45.157	33.309	218.6	53:31.437	13	1	1:53.447	33.864	45.715	33.868	238.4	26:02.967	
28	2	1:52.681	34.136	45.207	33.338	217.7	55:24.118	14	1	1:52.932	33.693	45.462	33.777	236.8	27:55.899	
29	2	1:52.267	33.831	45.008	33.428	221.3	57:16.385	15	1	1:53.384	33.790	45.584	34.010	234.8	29:49.283	
30	2	1:52.876	34.037	45.202	33.637	219.5	59:09.261	16	1	1:53.509	33.816	45.536	34.157	235.8	31:42.792	
31	2	1:55.471	34.974	45.862	34.635	214.3	1:01:04.732	17	1	2:00.715 B	34.294	45.911	40.510	232.3	33:43.507	
81	LR Motorsport 1.Simone BIANCO							Ligier JS2 R JS2 R	18	2	3:38.319	2:17.534	46.199	34.586	162.2	37:21.826
	1	1	2:02.734	39.992	47.606	35.136		2:02.734	19	2	1:55.092	34.641	45.929	34.522	232.3	39:16.918
2	1	2:04.638	33.959	51.341	39.338	240.0	4:07.372	20	2	1:56.303	34.612	46.233	35.458	232.8	41:13.221	
3	1	2:23.471	47.038	56.535	39.898	155.8	6:30.843	21	2	1:55.415	34.896	46.016	34.503	237.4	43:08.636	
4	1	1:52.705	33.888	45.106	33.711	243.2	8:23.548	22	2	1:55.095	34.382	46.065	34.648	234.3	45:03.731	
5	1	1:52.276	33.675	45.053	33.548	237.4	10:15.824	23	2	1:55.221	34.367	46.267	34.587	235.8	46:58.952	
6	1	1:52.285	33.636	45.010	33.639	238.9	12:08.109	24	2	1:55.044	34.262	46.172	34.610	236.3	48:53.996	
7	1	1:57.017 B	33.602	45.121	38.294	240.0	14:05.126	25	2	1:55.666	34.583	46.325	34.758	235.8	50:49.662	
8	1	2:12.570	54.026	45.108	33.436	168.2	16:17.696	26	2	1:55.772	34.434	46.562	34.776	234.8	52:45.434	
9	1	1:55.405	33.886	45.757	35.762	234.8	18:13.101	27	2	1:56.833	34.644	46.630	35.559	234.3	54:42.267	
10	1	1:58.204	34.981	47.514	35.709	222.7	20:11.305	28	2	1:57.059	34.731	47.017	35.311	237.9	56:39.326	
11	1	1:59.251	36.005	48.122	35.124	225.0	22:10.556	29	2	1:57.086	34.828	46.667	35.591	234.8	58:36.412	
12	1	2:02.218	35.264	51.615	35.339	222.7	24:12.774	30	2	1:57.237	34.896	46.946	35.395	236.8	1:00:33.649	
13	1	1:55.191	35.758	45.609	33.824	237.4	26:07.965	88	23Events Racing 1.Marcus TERKILDSEN							Ligier JS2 R JS2 R
14	1	1:52.857	33.998	45.115	33.744	236.8	28:00.822		1	1	1:59.296	39.269	46.309	33.718		1:59.296
15	1	1:53.247	34.115	45.400	33.732	237.4	29:54.069	2	1	2:06.940	33.523	54.056	39.361	241.6	4:06.236	
16	1	2:00.329 B	34.320	45.550	40.459	236.3	31:54.398	3	1	2:23.554	47.182	56.346	40.026	158.6	6:29.790	
17	1	3:37.565	2:18.419	45.198	33.948	169.8	35:31.963	4	1	1:51.454	33.478	44.761	33.215	241.1	8:21.244	
18	1	1:53.525	34.156	45.288	34.081	233.3	37:25.488	5	1	1:51.301	33.210	44.776	33.315	242.2	10:12.545	
19	1	1:52.994	34.023	45.266	33.702	233.8	39:18.479	6	1	1:52.452	33.412	45.342	33.698	240.5	12:04.997	
20	1	1:53.560	33.824	45.703	34.036	235.8	41:12.039	7	1	1:51.525	33.538	44.760	33.227	236.8	13:56.522	
21	1	1:53.802	34.265	45.538	33.999	232.8	43:05.841	8	1	1:51.675	33.346	44.950	33.379	235.8	15:48.197	
22	1	1:54.356	34.364	45.779	34.213	228.3	45:00.197	9	1	1:51.717	33.470	44.865	33.382	235.8	17:39.914	
23	1	1:53.833	34.223	45.583	34.027	234.3	46:54.030	10	1	2:00.511	36.850	48.110	35.551	208.1	19:40.425	
24	1	1:54.670	34.392	45.933	34.345	236.3	48:48.700	11	1	2:05.218	35.698	48.008	41.512	232.8	21:45.643	
25	1	1:54.326	34.482	45.626	34.218	236.3	50:43.026	12	1	2:21.737	52.595	53.962	35.180	128.1	24:07.380	
26	1	1:54.039	34.115	45.801	34.123	235.3	52:37.065	13	1	1:52.059	33.499	44.929	33.631	242.7	25:59.439	
27	1	2:00.443 B	35.199	46.216	39.028	234.3	54:37.508									
28	1	2:18.437	58.512	45.700	34.225	151.5	56:55.945									
29	1	1:54.446	34.537	45.718	34.191	218.6	58:50.391									
30	1	1:55.011	34.118	46.548	34.345	236.8	1:00:45.402									

LIGIER

EUROPEAN SERIES



Ligier European Series Barcelona Heat Race 2

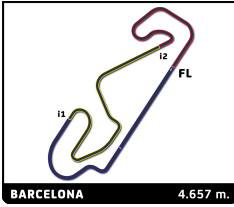
Sector Analysis

Lap under Red Flag Invalidated Lap Personal Best Session Best B Crossing the pit lane

Lap	D	Time	Sector 1	Sector 2	Sector 3	T. Spd	Elapsed	Lap	D	Time	Sector 1	Sector 2	Sector 3	T. Spd	Elapsed
14	1	1:51.942	33.462	44.883	33.597	237.9	27:51.381								
15	1	1:51.749	33.442	44.901	33.406	238.9	29:43.130								
16	1	1:56.810 B	33.508	44.920	38.382	235.8	31:39.940								
17	1	3:56.088	2:36.176	45.916	33.996	168.7	35:36.028								
18	1	1:52.544	33.733	45.162	33.649	234.3	37:28.572								
19	1	1:52.090	33.650	44.960	33.480	236.8	39:20.662								
20	1	1:52.724	33.419	44.769	34.536	238.4	41:13.386								
21	1	1:52.665	33.841	45.021	33.803	236.3	43:06.051								
22	1	1:52.349	33.622	45.027	33.700	235.8	44:58.400								
23	1	1:52.199	33.664	44.967	33.568	236.3	46:50.599								
24	1	1:53.776	33.717	46.358	33.701	236.8	48:44.375								
25	1	1:52.378	33.503	44.998	33.877	237.4	50:36.753								
26	1	1:52.581	33.608	45.078	33.895	238.4	52:29.334								
27	1	1:55.482	33.792	47.833	33.857	238.4	54:24.816								
28	1	1:53.040	33.585	45.182	34.273	238.4	56:17.856								
29	1	1:54.237	33.797	46.285	34.155	237.9	58:12.093								
30	1	1:54.195	34.107	45.399	34.689	237.9	1:00:06.288								
93 Petrogold Ligier JS P4								94 Pegasus Racing Ligier JS2 R							
1.Christian GARDUÑO JS P4								1.David CAUSSANEL JS2 R AM							
2.Andrei DUNA								2.Alain MEYER							
1	2	1:53.699	36.888	44.182	32.629		1:53.699	1	2	2:10.023	41.354	52.127	36.542		2:10.023
2	2	2:04.262	31.789	53.011	39.462	254.7	3:57.961	2	2	2:02.769	35.631	49.696	37.442	234.3	4:12.792
3	2	2:26.187	48.382	55.357	42.448	200.7	6:24.148	3	2	2:22.853	46.793	55.749	40.311	164.1	6:35.645
4	2	1:47.889	32.360	43.324	32.205	252.3	8:12.037	4	2	1:59.017	35.568	47.663	35.786	236.8	8:34.662
5	2	1:46.850	32.009	42.949	31.892	252.3	9:58.887	5	2	1:59.120	35.480	47.557	36.083	234.3	10:33.782
6	2	1:47.124	31.856	43.158	32.110	250.0	11:46.011	6	2	1:59.898	35.802	47.765	36.331	232.3	12:33.680
7	2	1:47.423	32.079	43.158	32.186	250.0	13:33.434	7	2	1:58.689	35.554	47.026	36.109	231.8	14:32.369
8	2	1:47.680	32.233	43.220	32.227	248.8	15:21.114	8	2	1:58.868	35.363	47.458	36.047	230.8	16:31.237
9	2	1:49.677	32.259	44.615	32.803	248.3	17:10.791	9	2	2:00.489	35.887	47.887	36.715	228.8	18:31.726
10	2	1:52.730	32.843	45.619	34.268	243.8	19:03.521	10	2	2:00.973	36.098	48.222	36.653	228.8	20:32.699
11	2	2:36.708	45.740	1:06.486	44.482	184.6	21:40.229	11	2	1:59.851	35.894	47.981	35.976	229.8	22:32.550
12	2	2:23.807	51.459	53.427	38.921		24:04.036	12	2	1:59.329	35.769	47.798	35.762	231.3	24:31.879
13	2	1:50.334	33.199	44.478	32.657	242.7	25:54.370	13	2	1:59.115	35.590	47.316	36.209	231.8	26:30.994
14	2	1:48.467	32.458	43.443	32.566	248.8	27:42.837	14	2	2:06.355 B	35.921	47.931	42.503	230.3	28:37.349
15	2	1:49.882	32.473	43.910	33.499	246.0	29:32.719	15	1	3:38.733	2:16.931	47.084	34.718	166.4	32:16.082
16	2	1:54.886 B	32.534	43.659	38.693	246.6	31:27.605	16	1	1:54.308	34.253	45.827	34.228	231.8	34:10.390
17	1	3:31.823	2:14.220	44.549	33.054	177.9	34:59.428	17	1	1:53.455	33.929	45.434	34.092	233.8	36:03.845
18	1	1:49.343	32.828	43.742	32.743	244.3	36:48.741	18	1	1:53.389	33.874	45.360	34.155	233.3	37:57.234
19	1	1:49.302	32.336	44.302	32.664	243.2	38:38.043	19	1	1:53.356	33.735	45.449	34.172	235.3	39:50.590
20	1	1:49.067	32.257	43.975	32.835	241.1	40:27.110	20	1	1:53.708	33.893	45.507	34.308	233.8	41:44.298
21	1	1:49.758	32.495	44.043	33.220	243.2	42:16.868	21	1	1:53.585	34.025	45.457	34.103	233.8	43:37.883
22	1	1:49.127	32.800	43.800	32.527	250.0	44:05.995	22	1	1:53.000	33.893	45.240	33.867	235.8	45:30.883
23	1	1:48.520	32.410	43.553	32.557	247.7	45:54.515	23	1	1:53.569	33.903	45.512	34.154	237.9	47:24.452
24	1	1:48.890	32.320	43.989	32.581	248.8	47:43.405	24	1	1:55.160	34.194	45.902	35.064	235.3	49:19.612
25	1	1:49.275	32.636	43.940	32.699	248.8	49:32.680	25	1	1:54.612	34.079	45.994	34.539	240.0	51:14.224
26	1	1:48.637	32.279	43.869	32.489	248.3	51:21.317	26	1	1:54.529	34.307	45.700	34.522	234.8	53:08.753
27	1	1:49.730	33.036	43.644	33.050	252.9	53:11.047	27	1	1:55.686	34.205	46.947	34.534	238.4	55:04.439
28	1	1:49.322	32.304	44.173	32.845	248.3	55:00.369	28	1	1:55.387	34.228	46.503	34.656	238.4	56:59.826
29	1	1:48.815	32.311	43.912	32.592	248.3	56:49.184	29	1	1:55.062	34.428	46.002	34.632	236.8	58:54.888
30	1	1:48.460	32.352	43.616	32.492	250.0	58:37.644	30	1	1:55.285	34.281	46.067	34.937	236.8	1:00:50.173
31	1	1:50.211	32.843	44.280	33.088	251.7	1:00:27.855								
99 Team Virage Ligier JS P4								99 Team Virage Ligier JS P4							
1.Marius KRISTIANSEN JS P4								1.Marius KRISTIANSEN JS P4							
2.Arnaud MALIZIA								2.Arnaud MALIZIA							
1	2	1:54.478	37.246	44.612	32.620		1:54.478	1	2	1:54.478	37.246	44.612	32.620		1:54.478
2	2	2:06.170	32.314	53.006	40.850	249.4	4:00.648	2	2	2:06.170	32.314	53.006	40.850	249.4	4:00.648
3	2	2:24.015	47.124	56.009	40.882	195.7	6:24.663	3	2	2:24.015	47.124	56.009	40.882	195.7	6:24.663
4	2	1:48.500	32.466	43.919	32.115	254.7	8:13.163	4	2	1:48.500	32.466	43.919	32.115	254.7	8:13.163
5	2	1:47.437	32.185	43.264	31.988	250.0	10:00.600	5	2	1:47.437	32.185	43.264	31.988	250.0	10:00.600
6	2	1:47.029		31.864	43.148	32.017	11:47.629	6	2	1:47.029		31.864	43.148	32.017	11:47.629
7	2	1:47.478	31.883	43.272	32.323	250.0	13:35.107	7	2	1:47.478	31.883	43.272	32.323	250.0	13:35.107
8	2	1:47.395	32.106	43.152	32.137	248.8	15:22.502	8	2	1:47.395	32.106	43.152	32.137	248.8	15:22.502
9	2	1:48.622	31.962	43.521	33.139	251.7	17:11.124	9	2	1:48.622	31.962	43.521	33.139	251.7	17:11.124
10	2	1:53.911	32.761	46.405	34.745	251.7	19:05.035	10	2	1:53.911	32.761	46.405	34.745	251.7	19:05.035
11	2	2:35.914	45.145	1:06.485	44.284	187.5	21:40.949	11	2	2:35.914	45.145	1:06.485	44.284	187.5	21:40.949
12	2	2:23.219	51.674	53.946	37.599		24:04.168	12	2	2:23.219	51.674	53.946	37.599		24:04.168
13	2	1:49.455	32.631	44.335	32.489	248.3	25:53.623	13	2	1:49.455	32.631	44.335	32.489	248.3	25:53.623
14	2	1:54.657 B	32.394	43.684	38.579	252.3	27:48.280	14	2	1:54.657 B	32.394	43.684	38.579	252.3	27:48.280
15	1	3:59.169	2:42.870	43.739	32.560	172.8	31:47.449	15	1	3:59.169	2:42.870	43.739	32.560	172.8	31:47.449
16	1	1:47.040	31.975	43.282	31.753	243.8	33:34.459	16	1	1:47.040	31.975	43.282	31.753	243.8	33:34.459
17	1	1:46.973	31.977	43.138	31.858	244.3	35:21.432	17	1	1:46.973	31.977	43.138	31.858	244.3	35:21.432

LIGIER

EUROPEAN SERIES



Ligier European Series

Barcelona Heat

Race 2

Sector Analysis

		Lap under Red Flag		Invalidated Lap		Personal Best		Session Best		B Crossing the pit lane					
Lap	D	Time	Sector 1	Sector 2	Sector 3	T. Spd	Elapsed	Lap	D	Time	Sector 1	Sector 2	Sector 3	T. Spd	Elapsed
18	1	1:47.006	31.955	42.971	32.080	246.6	37:08.438								
19	1	1:46.920	31.944	42.953	32.023	245.5	38:55.358								
20	1	1:46.837	31.944	42.801	32.092	244.9	40:42.195								
21	1	1:46.472	31.884	42.711	31.877	247.7	42:28.667								
22	1	1:47.340	31.902	43.192	32.246	247.1	44:16.007								
23	1	1:47.447	32.086	43.090	32.271	248.3	46:03.454								
24	1	1:47.370	32.013	43.216	32.141	252.9	47:50.824								
25	1	1:47.394	32.106	43.163	32.125	251.2	49:38.218								
26	1	1:47.834	32.103	43.521	32.210	254.1	51:26.052								
27	1	1:47.254	31.954	43.043	32.257	251.2	53:13.306								
28	1	1:48.254	31.876	43.555	32.823	251.7	55:01.560								
29	1	1:48.977	32.518	44.309	32.150	252.9	56:50.537								
30	1	1:47.964	32.503	43.153	32.305	252.9	58:38.498								
31	1	1:48.865	32.386	43.918	32.561	252.9	1:00:27.363								