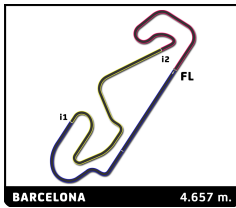


# LIGIER

## EUROPEAN SERIES



### Ligier European Series Barcelona Heat Race 1

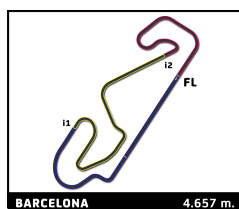
### Sector Analysis

Lap under Red Flag   Invalidated Lap   Personal Best   Session Best   B Crossing the pit lane

Lap	D	Time	Sector 1	Sector 2	Sector 3	T. Spd	Elapsed	Lap	D	Time	Sector 1	Sector 2	Sector 3	T. Spd	Elapsed
<b>1</b> Team Virage 1. Sebastien KAWPENG 2. Brandon MCCAUGHAN								Ligier JS P4 JS P4							
1	2	1:56.160	34.423	44.312	37.425		1:56.160	19	1	2:19.663	39.659	52.869	47.135	192.2	43:03.694
2	2	2:50.109	1:00.429	1:10.700	38.980	147.1	4:46.269	20	1	4:54.226	34.369	46.094	33.763	238.4	44:57.920
3	2	2:15.405	39.331	51.581	44.493	185.2	7:01.674	21	1	1:53.234	33.730	45.386	34.118	238.4	46:51.154
4	2	1:47.396	32.217	43.305	31.874	253.5	8:49.070	22	1	1:53.420	34.381	45.358	33.681	238.9	48:44.574
5	2	1:46.666	32.019	43.125	31.522	256.5	10:35.736	23	1	1:52.535	33.453	45.286	33.796	235.3	50:37.109
6	2	1:46.246	31.608	43.149	31.489	257.1	12:21.982	24	1	1:53.284	33.539	45.673	34.072	237.4	52:30.393
7	2	1:52.220	31.517	43.337	37.366	257.8	14:14.202	25	1	1:52.910	33.583	45.368	33.959	237.9	54:23.303
8	2	2:40.979	46.589	1:09.795	44.595	141.5	16:55.181	26	1	1:52.744	33.594	45.213	33.937	237.4	56:16.047
9	2	2:19.353	41.282	51.666	46.405	204.9	19:14.534	27	1	1:53.457	33.746	45.222	34.489	237.4	58:09.504
10	2	1:58.132	31.646	48.276	38.210	255.9	21:12.666	28	1	1:54.963	34.337	45.606	35.200	236.8	1:00:04.467
11	2	2:37.263	50.241	1:07.765	39.257	152.3	23:49.929	29	1	1:53.612	33.625	45.574	34.413	237.9	1:01:58.079
12	2	2:27.866	40.249	54.990	52.627	193.5	26:17.795	<b>6</b> ANS Motorsport 1. Ethan PHARAMOND 2. Mika ABRAHAMS							
13	2	1:46.513	32.140	42.865	31.508	252.3	28:04.308	1	2	2:00.367	36.244	44.850	39.273		2:00.367
14	2	1:46.786	31.752	43.147	31.887	248.8	29:51.094	2	2	2:48.794	59.142	1:11.155	38.497	153.6	4:49.161
15	2	1:52.478	32.026	42.954	37.498	246.6	31:43.572	3	2	2:14.502	40.281	51.109	43.112	174.2	7:03.663
16	1	3:27.394	2:12.026	43.273	32.095	179.4	35:10.966	4	2	1:49.616	32.628	44.285	32.703	254.7	8:53.279
17	1	2:18.339	32.005	47.248	59.086	247.1	37:29.305	5	2	1:47.778	32.017	43.399	32.362	253.5	10:41.057
18	1	3:04.692	1:02.099	1:20.758	41.835	192.5	40:33.997	6	2	1:47.980	32.480	43.334	32.166	248.3	12:29.037
19	1	2:23.359	38.723	53.032	51.604	221.8	42:57.356	7	2	1:50.159	32.220	44.111	33.828	257.8	14:19.196
20	1	1:47.594	32.505	43.189	31.900	247.1	44:44.950	8	2	2:39.551	45.537	1:10.183	43.831		16:58.747
21	1	1:47.047	31.845	43.013	32.189	246.0	46:31.997	9	2	2:19.007	41.341	53.788	43.878	211.8	19:17.754
22	1	1:46.908	32.017	42.942	31.949	247.7	48:18.905	10	2	2:11.835	32.304	1:06.951	32.580	252.9	21:29.589
23	1	1:54.035	31.845	44.311	37.879	248.8	50:12.940	11	2	2:34.418	48.904	1:09.447	36.067		24:04.007
24	1	2:15.813	57.931	44.207	33.675	177.6	52:28.753	12	2	2:22.518	40.920	55.139	46.459	165.9	26:26.525
25	1	1:48.541	32.634	43.345	32.562	254.1	54:17.294	13	2	1:50.090	32.814	44.422	32.854	255.9	28:16.615
26	1	1:47.412	31.897	43.109	32.406	251.2	56:04.706	14	2	1:48.220	32.540	43.580	32.130	249.4	30:04.835
27	1	1:47.543	31.926	43.214	32.403	251.7	57:52.249	15	2	1:53.925	32.328	43.357	38.240	251.7	31:58.760
28	1	1:48.907	32.660	43.558	32.689	252.3	59:41.156	16	1	3:33.870	2:17.731	43.813	32.326	176.2	35:32.630
29	1	1:48.160	32.249	43.233	32.678	248.3	1:01:29.316	17	1	2:03.680	31.965	47.636	44.079	248.8	37:36.310
<b>3</b> LR Motorsport 1. Noah ROSSER 2. Andrea FRIZZA								Ligier JS2 R JS2 R							
1	2	2:11.361	42.166	46.727	42.468		2:11.361	18	1	3:02.894	1:01.425	1:21.182	40.287	141.5	40:39.204
2	2	2:47.059	57.956	1:11.175	37.928	142.7	4:58.420	19	1	2:20.691	39.525	52.492	48.674	180.3	42:59.895
3	2	2:11.445	42.223	48.972	40.250	150.4	7:09.865	20	1	1:49.168	33.440	43.523	32.205	255.3	44:49.063
4	2	1:55.336	34.188	46.349	34.799	236.3	9:05.201	21	1	1:47.718	32.265	43.176	32.277	254.7	46:36.781
5	2	1:53.397	33.847	45.695	33.855	238.4	10:58.598	22	1	1:47.834	32.284	43.562	31.988	254.1	48:24.615
6	2	1:52.968	33.924	45.466	33.578	235.3	12:51.566	23	1	1:47.548	32.016	42.959	32.573	253.5	50:12.163
7	2	1:56.001	33.695	47.331	34.975	238.4	14:47.567	24	1	1:47.559	32.049	43.156	32.384	254.7	51:59.722
8	2	2:17.620	35.008	58.352	44.260	236.8	17:05.187	25	1	1:47.642	32.071	43.201	32.370	254.1	53:47.364
9	2	2:17.738	40.660	53.452	43.626	200.0	19:22.925	26	1	1:47.527	32.048	43.332	32.147	253.5	55:34.891
10	2	1:58.541	34.072	49.030	35.439	233.8	21:21.466	27	1	1:47.347	32.119	43.083	32.145	254.1	57:22.238
11	2	2:37.137	51.162	1:09.671	36.304	139.7	23:58.603	28	1	1:47.926	31.961	43.638	32.327	251.7	59:10.164
12	2	2:25.170	40.973	55.354	48.843	163.4	26:23.773	29	1	1:47.843	32.197	43.328	32.318	249.4	1:00:58.007
13	2	1:53.826	34.413	45.654	33.759	237.4	28:17.599	<b>7</b> LR Motorsport 1. Simone RICCITELLI 2. Pietro FERRI							
14	2	1:58.338	33.363	45.322	39.653	238.4	30:15.937	1	2	2:03.609	36.987	45.436	41.186		2:03.609
15	1	3:36.932	2:17.075	45.882	33.975	170.6	33:52.869	2	2	2:48.127	58.994	1:11.146	37.987	155.8	4:51.736
16	1	1:53.583	33.971	45.612	34.000	235.8	35:46.452	3	2	2:13.687	40.808	51.084	41.795	189.8	7:05.423
17	1	1:57.469	33.887	47.420	36.162	235.8	37:43.921	4	2	1:49.141	32.440	44.031	32.670	251.7	8:54.564
18	1	3:00.110	59.714	1:20.685	39.711		40:44.031	5	2	1:47.636	32.031	43.855	31.750	255.9	10:42.200
								6	2	1:47.226	31.734	43.454	32.038	254.1	12:29.426
								7	2	1:50.701	31.986	45.668	33.047	259.0	14:20.127

# LIGIER

## EUROPEAN SERIES



### Ligier European Series Barcelona Heat Race 1

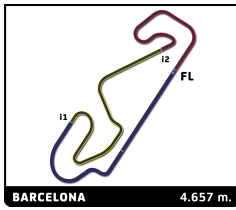
### Sector Analysis

Lap under Red Flag   Invalidated Lap   Personal Best   Session Best   Crossing the pit lane

Lap	D	Time	Sector 1	Sector 2	Sector 3	T. Spd	Elapsed	Lap	D	Time	Sector 1	Sector 2	Sector 3	T. Spd	Elapsed
8	2	2:39.105	45.258	1:10.084	43.763	143.8	16:59.232	<b>12</b> ASM Motorsport 1.Luis Carlos PEREZ CABEL 2.Sacha VAN'T PAD BOSCH Ligier JS P4 JS P4							
9	2	2:18.774	41.406	53.823	43.545	208.9	19:18.006								
10	2	1:58.220	32.203	49.121	36.896	257.8	21:16.226	1	1	2:01.455	36.657	45.101	39.697	2:01.455	
11	2	2:38.069	50.826	1:09.936	37.307	139.4	23:54.295	2	1	2:48.840	59.549	1:11.291	38.000	153.6	4:50.295
12	2	2:25.843	39.632	55.150	51.061	220.0	26:20.138	3	1	2:14.249	40.946	51.314	41.989	153.4	7:04.544
13	2	1:48.458	32.390	43.822	32.246	256.5	28:08.596	4	1	1:49.402	32.677	44.235	32.490	253.5	8:53.946
14	2	1:50.765 <b>B</b>	<b>31.402</b>	43.176	36.187	251.7	29:59.361	5	1	1:49.259	32.326	44.145	32.788	251.2	10:43.205
15	1	3:29.005	2:14.008	43.121	31.876	180.0	33:28.366	6	1	1:48.507	32.286	43.763	32.458	250.0	12:31.712
16	1	1:46.971	31.919	43.250	31.802	249.4	35:15.337	7	1	1:51.132	32.248	45.029	33.855	248.3	14:22.844
17	1	2:15.370	31.553	46.119	57.698	250.0	37:30.707	8	1	2:37.469	43.403	1:10.072	43.994	145.4	17:00.313
18	1	3:04.296	1:01.941	1:21.071	41.284	166.4	40:35.003	9	1	<del>2:18.239</del>	41.373	53.382	<del>43.484</del>	204.2	19:18.552
19	1	2:23.050	39.046	53.074	50.930	187.5	42:58.053	10	1	<del>1:58.180</del>	<del>32.893</del>	48.555	36.732	248.8	21:16.732
20	1	1:48.085	32.575	43.396	32.114	251.7	44:46.138	11	1	2:38.082	51.001	1:10.212	36.869	139.4	23:54.814
21	1	1:52.647 <b>B</b>	32.081	43.114	37.452	254.7	46:38.785	12	1	2:25.795	40.104	55.493	50.198	191.2	26:20.609
22	1	2:07.683	52.163	43.508	32.012	182.1	48:46.468	13	1	1:54.610 <b>B</b>	32.889	44.026	37.695	249.4	28:15.219
23	1	1:49.231	32.313	43.487	33.431	255.9	50:35.699	14	2	<del>3:33.235</del>	2:17.315	<del>43.767</del>	32.153	176.5	31:48.454
24	1	1:48.227	32.012	43.888	32.327	255.3	52:23.926	15	2	1:47.046	31.939	43.064	32.043	244.3	33:35.500
25	1	1:46.600	31.845	42.867	31.888	249.4	54:10.526	16	2	1:46.755	31.910	<b>42.918</b>	31.927	247.1	35:22.255
26	1	1:47.073	32.012	43.382	31.679	252.3	55:57.599	17	2	2:11.818	31.908	44.703	55.207	248.8	37:34.073
27	1	1:46.118	31.596	42.857	31.665	248.8	57:43.717	18	2	3:03.896	1:01.196	1:21.604	41.096	144.8	40:37.969
28	1	<b>1:45.920</b>	31.571	<b>42.695</b>	<b>31.654</b>	247.7	59:29.637	19	2	2:21.366	38.992	52.826	49.548	206.9	42:59.335
29	1	1:46.661	31.637	43.181	31.843	249.4	1:01:16.298	20	2	1:48.941	32.644	43.438	32.859	250.0	44:48.276
<b>9</b> ANS Motorsport 1.Adrien BASTIDE 2.Arthur AEGERTER Ligier JS P4 JS P4								21	2	1:48.059	31.882	43.704	32.473	254.1	46:36.335
								22	2	1:46.919	<b>31.659</b>	43.277	31.983	254.1	48:23.254
1	1	2:00.956	36.031	44.807	40.118		2:00.956	23	2	1:47.452	31.685	43.491	32.276	251.7	50:10.706
2	1	2:48.814	59.200	1:11.031	38.583	150.6	4:49.770	24	2	1:46.800	31.831	43.041	31.928	247.7	51:57.506
3	1	2:14.593	40.533	51.104	42.956	189.5	7:04.363	25	2	<b>1:46.564</b>	31.700	42.949	31.915	247.1	53:44.070
4	1	1:50.930	33.512	44.651	32.767	248.8	8:55.293	26	2	1:46.711	31.784	43.078	31.849	243.8	55:30.781
5	1	<b>1:48.367</b>	32.363	43.583	<b>32.421</b>	251.7	10:43.660	27	2	1:47.016	31.940	43.229	<b>31.847</b>	247.1	57:17.797
6	1	1:48.591	<b>32.340</b>	<b>43.562</b>	32.689	255.9	12:32.251	28	2	1:47.044	31.850	43.126	32.068	245.5	59:04.841
7	1	5:38.552	4:15.666	49.693	33.193	255.3	18:10.803	29	2	1:47.224	31.980	43.115	32.129	245.5	1:00:52.065
8	1	1:50.591	33.066	44.030	33.495	243.2	20:01.394	<b>14</b> Team Virage 1.Alex GARDNER 2.Simon SCHRANZ Ligier JS P4 JS P4							
9	1	<del>1:52.366</del>	33.872	45.017	<del>33.477</del>	218.6	21:53.760								
10	1	2:10.665	32.900	1:02.549	35.216	243.2	24:04.425	1	1	1:58.966	34.970	45.190	38.806		1:58.966
11	1	2:22.508	41.150	55.235	46.123	147.7	26:26.933	2	1	2:49.003	59.236	1:10.881	38.886	145.4	4:47.969
12	1	<del>1:53.314</del>	33.900	45.677	<del>33.737</del>	256.5	28:20.247	3	1	2:14.985	40.267	51.176	43.542	176.2	7:02.954
13	1	1:50.032	32.546	44.060	33.426	248.8	30:10.279	4	1	1:49.921	32.887	44.436	32.598	245.5	8:52.875
14	1	2:01.514 <b>B</b>	33.280	46.793	41.441	253.5	32:11.793	5	1	1:47.623	31.903	43.454	32.266	251.7	10:40.498
15	2	3:37.144	2:18.995	44.673	33.476	175.3	35:48.937	6	1	<b>1:47.131</b>	32.120	43.210	<b>31.801</b>	253.5	12:27.629
16	2	1:56.977	33.817	47.549	35.611	252.3	37:45.914	7	1	1:49.240	<b>31.518</b>	<b>42.949</b>	34.773	250.6	14:16.869
17	2	3:00.336	1:00.657	1:19.856	39.823	124.7	40:46.250	8	1	2:40.416	45.747	1:09.824	44.845	129.3	16:57.285
18	2	2:18.608	39.549	52.992	46.067	179.4	43:04.858	9	1	<del>2:32.971</del>	41.253	52.685	<del>59.033</del>	188.2	19:30.256
19	2	1:52.302	33.241	45.448	33.613	257.1	44:57.160	10	1	<del>1:56.180</del>	<del>36.120</del>	44.570	35.490	225.9	21:26.436
20	2	<del>1:51.618</del>	33.760	44.708	<del>33.150</del>	249.4	46:48.778	11	1	2:37.021	51.354	1:09.361	36.306		24:03.457
21	2	1:50.877	32.901	44.785	33.191	253.5	48:39.655	12	1	2:22.887	41.048	54.809	47.030	169.3	26:26.344
22	2	1:50.392	33.007	44.291	33.094	251.2	50:30.047	13	1	1:56.976 <b>B</b>	34.038	45.024	37.914	248.8	28:23.320
23	2	1:50.181	33.108	43.931	33.142	248.3	52:20.228	14	2	3:32.941	2:15.651	44.143	33.147	174.5	31:56.261
24	2	1:49.523	32.672	43.852	32.999	247.7	54:09.751	15	2	1:48.738	32.726	43.468	32.544	243.2	33:44.999
25	2	1:50.222	32.870	44.327	33.025	247.7	55:59.973	16	2	<del>1:48.768</del>	32.445	43.822	<del>32.504</del>	244.9	35:33.767
26	2	1:50.551	32.981	44.195	33.375	248.8	57:50.524	17	2	<del>2:04.710</del>	<del>32.253</del>	48.242	44.215	252.3	37:38.477
27	2	1:51.577	33.620	44.270	33.687	250.6	59:42.101	18	2	3:02.310	1:01.634	1:20.297	40.379	122.3	40:40.787
28	2	1:49.951	32.898	43.853	33.200	251.2	1:01:32.052								

# LIGIER

## EUROPEAN SERIES



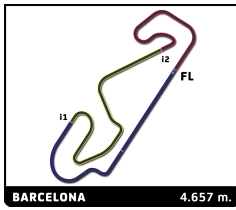
### Ligier European Series Barcelona Heat Race 1

### Sector Analysis

Lap under Red Flag											Invalidated Lap	Personal Best	Session Best	B Crossing the pit lane		
Lap	D	Time	Sector 1	Sector 2	Sector 3	T. Spd	Elapsed	Lap	D	Time	Sector 1	Sector 2	Sector 3	T. Spd	Elapsed	
19	2	2:20.672	39.654	52.581	48.437	200.7	43:01.459	8	1	2:41.204	46.430	1:09.097	45.677	169.8	16:53.884	
20	2	1:50.788	32.633	44.805	33.350	250.0	44:52.247	9	1	2:19.729	40.775	52.387	46.567	208.5	19:13.613	
21	2	1:49.388	32.311	43.883	33.194	252.3	46:41.635	10	1	1:58.544	34.964	47.843	38.707	246.0	21:12.124	
22	2	1:49.342	32.294	44.556	32.492	255.3	48:30.977	11	1	2:37.140	50.134	1:07.738	39.268	171.2	23:49.264	
23	2	1:49.141	32.316	43.850	32.975	250.0	50:20.118	12	1	2:28.210	40.314	55.191	52.705	197.8	26:17.474	
24	2	1:48.770	32.460	43.520	32.790	247.1	52:08.888	13	1	1:48.044	32.554	43.526	34.964	244.3	28:05.518	
25	2	1:49.111	32.378	44.032	32.701	248.8	53:57.999	14	1	1:51.890B	32.544	43.025	36.351	246.0	29:57.408	
26	2	1:49.626	32.358	43.694	33.574	247.7	55:47.625	15	2	3:29.668	2:14.844	43.060	31.764	177.9	33:27.076	
27	2	1:48.371	32.468	43.664	32.239	245.5	57:35.996	16	2	1:46.661	32.163	42.668	31.830	242.7	35:13.737	
28	2	1:48.430	32.238	43.562	32.630	247.7	59:24.426	17	2	2:16.204	31.813	46.441	57.950	245.5	37:29.941	
29	2	2:01.467	35.636	48.092	37.739	244.9	1:01:25.893	18	2	3:04.463	1:02.092	1:20.850	41.521	172.0	40:34.404	
<b>18</b> VSF Sports 1.Maxime APARICIO 2.Anthony GHIBAUDDO							Ligier JS2 R JS2 R P/A									
1	1	2:08.945	39.036	47.088	42.821		2:08.945	19	2	2:23.305	39.100	52.994	51.211	216.9	42:57.709	
2	1	2:46.974	58.472	1:11.043	37.459	150.2	4:55.919	20	2	1:48.091	32.535	43.375	32.181	250.0	44:45.800	
3	1	2:12.763	42.313	49.686	40.764	126.9	7:08.682	21	2	1:46.759	31.995	42.969	31.795	248.3	46:32.559	
4	1	1:54.678	33.941	46.452	34.285	244.9	9:03.360	22	2	1:46.880	31.893	43.007	31.980	250.0	48:19.439	
5	1	1:53.210	33.643	45.561	34.006	244.3	10:56.570	23	2	1:46.748	31.539	43.601	31.608	251.2	50:06.187	
6	1	1:52.873	33.788	45.588	33.497	243.8	12:49.443	24	2	1:45.994	31.664	42.696	31.634	243.8	51:52.181	
7	1	1:56.971	34.238	47.535	35.198	244.3	14:46.414	25	2	1:46.256	31.707	42.748	31.801	246.0	53:38.437	
8	1	2:17.660	35.146	57.997	44.517	225.9	17:04.074	26	2	1:45.585	31.568	42.568	31.449	246.0	55:24.022	
9	1	2:18.323	41.214	52.733	44.376	198.5	19:22.397	27	2	1:46.019	31.701	42.572	31.746	245.5	57:10.041	
10	1	1:58.447	34.333	48.414	35.700	240.5	21:20.844	28	2	1:46.169	31.653	42.810	31.706	247.1	58:56.210	
11	1	2:36.855	50.499	1:09.705	36.651	130.1	23:57.699	29	2	1:46.636	31.876	42.836	31.924	246.6	1:00:42.846	
12	1	2:25.693	40.718	55.386	49.589	157.2	26:23.392	<b>29</b> Pegasus Racing 1.Kasparas VINGILIS 2.Jordan MEYER							Ligier JS2 R JS2 R	
13	1	1:53.799	34.433	45.247	34.029	243.2	28:17.101	1	1	2:12.790	42.020	47.598	43.172		2:12.790	
14	1	1:52.605	33.470	45.356	33.779	242.7	30:09.706	2	1	2:46.585	57.416	1:10.913	38.256	163.6	4:59.375	
15	1	1:59.243B	33.752	46.606	38.855	242.7	32:08.919	3	1	2:11.074	42.463	48.158	40.453	155.6	7:10.449	
16	2	3:35.981	2:16.212	45.775	33.994	171.2	35:44.900	4	1	1:55.386	34.329	46.465	34.592	242.7	9:05.835	
17	2	1:58.075	34.284	47.253	36.538	240.0	37:42.975	5	1	1:54.263	34.083	46.044	34.136	243.2	11:00.098	
18	2	3:00.319	59.555	1:20.242	40.522		40:43.294	6	1	1:54.040	33.885	45.806	34.349	243.2	12:54.138	
19	2	2:19.952	39.382	52.832	47.738	191.8	43:03.246	7	1	1:57.788	34.107	48.535	35.146	244.3	14:51.926	
20	2	1:53.392	33.955	45.618	33.819	242.2	44:56.638	8	1	2:15.310	34.330	56.728	44.252	228.8	17:07.236	
21	2	1:53.078	33.886	45.641	33.554	240.0	46:49.716	9	1	2:17.700	40.456	53.695	43.549	193.2	19:24.936	
22	2	1:52.993	33.623	45.795	33.575	241.1	48:42.709	10	1	1:58.970	34.273	49.025	35.672	243.2	21:23.906	
23	2	1:52.478	33.530	45.140	33.808	238.9	50:35.187	11	1	2:37.419	51.016	1:09.152	37.251	142.7	24:01.325	
24	2	1:52.209	33.658	44.938	33.613	240.5	52:27.396	12	1	2:23.723	40.567	55.102	48.054	181.8	26:25.048	
25	2	1:52.412	33.525	45.398	33.489	240.5	54:19.808	13	1	1:56.295	34.355	47.176	34.764	243.8	28:21.343	
26	2	1:53.769	33.959	45.470	34.340	242.2	56:13.577	14	1	1:54.144	33.942	45.773	34.429	242.2	30:15.487	
27	2	1:52.857	33.769	45.404	33.987	244.3	58:06.434	15	1	2:00.635B	34.004	45.855	40.776	242.7	32:16.122	
28	2	1:53.139	33.709	45.628	33.802	243.2	59:59.573	16	2	3:41.680	2:19.923	47.029	34.728	170.6	35:57.802	
29	2	1:54.407	33.590	45.517	35.300	243.8	1:01:53.980	17	2	2:01.334	36.547	48.607	36.180	238.9	37:59.136	
<b>19</b> Trajectus Motorsport 1.Vincent BOUTEILLER 2.Tomas POMPIDOU							Ligier JS P4 JS P4									
1	1	1:54.382	33.882	44.064	36.436		1:54.382	18	2	2:50.056	51.469	1:19.781	38.806	122.0	40:49.192	
2	1	2:49.951	58.918	1:11.740	39.293	141.4	4:44.333	19	2	2:17.207	41.167	50.362	45.678	198.5	43:06.399	
3	1	2:16.359	40.050	51.269	45.040	198.2	7:00.692	20	2	1:54.882	34.490	45.880	34.512	245.5	45:01.281	
4	1	1:46.615	32.134	42.917	31.564	243.8	8:47.307	21	2	1:54.947	34.422	45.952	34.573	242.2	46:56.228	
5	1	1:46.001	31.754	42.781	31.466	244.3	10:33.308	22	2	1:54.018	33.808	45.843	34.367	241.6	48:50.246	
6	1	1:45.733	31.721	42.522	31.490	245.5	12:19.041	23	2	1:54.352	34.009	45.839	34.504	239.5	50:44.598	
7	1	1:53.639	31.658	42.916	39.065	246.0	14:12.680	24	2	1:54.324	34.139	45.586	34.599	238.9	52:38.922	
								25	2	1:55.128	34.752	45.836	34.540	239.5	54:34.050	
								26	2	1:54.723	34.046	46.070	34.607	241.1	56:28.773	
								27	2	1:54.835	34.241	45.953	34.641	238.9	58:23.608	
								28	2	1:54.489	34.171	45.814	34.504	238.9	1:00:18.097	

# LIGIER

## EUROPEAN SERIES



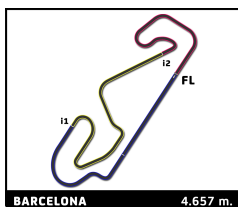
### Ligier European Series Barcelona Heat Race 1

### Sector Analysis

Lap under Red Flag								Invalidated Lap		Personal Best		Session Best		B Crossing the pit lane	
Lap	D	Time	Sector 1	Sector 2	Sector 3	T. Spd	Elapsed	Lap	D	Time	Sector 1	Sector 2	Sector 3	T. Spd	Elapsed
<b>33</b> <b>Petrogold</b> 1.Jan Duran OLIVE 2.Scott MARSH								Ligier JS P4 JS P4							
1	1	1:58.343	35.259	44.530	38.554		1:58.343								
2	1	2:49.030	59.453	1:10.739	38.838	148.1	4:47.373								
3	1	2:15.436	40.154	51.427	43.855	171.4	7:02.809								
4	1	1:47.238	32.215	43.114	31.909	252.9	8:50.047								
5	1	1:46.651	31.858	43.002	31.791	251.7	10:36.698								
6	1	<b>1:46.265</b>	<b>31.713</b>	<b>42.803</b>	<b>31.749</b>	252.3	12:22.963								
7	1	1:52.943	31.742	44.587	36.614	251.7	14:15.906								
8	1	2:40.704	46.204	1:09.931	44.569	154.3	16:56.610								
9	1	<del>2:19.282</del>	41.289	52.106	<del>45.887</del>	187.2	19:15.892								
10	1	<del>1:58.407</del>	32.444	49.024	37.272	255.3	21:14.299								
11	1	2:37.615	50.797	1:09.449	37.369	150.6	23:51.914								
12	1	<del>2:26.978</del>	40.608	54.950	<del>51.420</del>	201.1	26:18.892								
13	1	1:47.946	32.724	43.284	31.938	255.3	28:06.838								
14	1	1:47.177	32.035	43.091	32.051	254.1	29:54.015								
15	1	1:52.289 <b>B</b>	31.795	42.986	37.508	252.9	31:46.304								
16	2	3:32.957	2:16.049	43.863	33.045	178.5	35:19.261								
17	2	2:13.838	33.155	44.875	55.808	249.4	37:33.099								
18	2	3:03.730	1:01.509	1:21.473	40.748	173.1	40:36.829								
19	2	2:22.399	39.344	52.629	50.426	219.5	42:59.228								
20	2	1:52.368	34.221	44.973	33.174	244.3	44:51.596								
21	2	1:49.772	32.354	43.826	33.592	251.7	46:41.368								
22	2	1:48.340	32.162	43.362	<del>32.786</del>	255.3	48:29.678								
23	2	1:48.314	32.098	43.376	32.840	250.6	50:17.992								
24	2	1:48.086	32.018	43.446	32.622	252.3	52:06.078								
25	2	1:49.112	32.199	43.883	33.030	252.9	53:55.190								
26	2	1:48.436	32.151	43.452	32.833	250.0	55:43.626								
27	2	1:48.594	32.130	43.587	32.877	251.2	57:32.220								
28	2	1:48.359	31.995	43.544	32.820	250.6	59:20.579								
29	2	1:48.469	32.132	43.535	32.802	250.6	1:01:09.048								
<b>41</b> <b>VSF Sports</b> 1.Daniel DALLAKYAN 2.Antonin BERNARD								Ligier JS2 R JS2 R							
1	2	2:06.616	37.941	46.447	42.228		2:06.616								
2	2	2:47.236	58.581	1:11.317	37.338	158.6	4:53.852								
3	2	2:13.763	42.072	50.460	41.231	157.2	7:07.615								
4	2	1:55.429	34.661	46.523	34.245	243.8	9:03.044								
5	2	1:53.098	33.576	45.696	33.826	243.8	10:56.142								
6	2	1:54.239	33.884	46.531	33.824	242.7	12:50.381								
7	2	1:56.489	33.678	47.752	35.059	241.6	14:46.870								
8	2	2:17.936	35.373	58.020	44.543	237.4	17:04.806								
9	2	2:17.800	40.760	52.962	44.078	203.8	19:22.606								
10	2	1:58.504	34.750	48.221	35.533	236.8	21:21.110								
11	2	<del>2:37.133</del>	50.997	1:09.749	<del>36.387</del>	144.0	23:58.243								
12	2	<del>2:25.375</del>	40.886	55.438	49.051	160.2	26:23.618								
13	2	1:52.900	33.819	45.161	33.920	246.0	28:16.518								
14	2	1:52.774	33.724	45.247	33.803	244.3	30:09.292								
15	2	1:57.903 <b>B</b>	33.675	45.568	38.660	239.5	32:07.195								
16	1	3:37.389	2:17.595	45.717	34.077	168.7	35:44.584								
17	1	1:57.956	34.015	46.929	37.012	238.4	37:42.540								
18	1	3:00.424	59.289	1:20.462	40.673	125.6	40:42.964								
19	1	2:20.094	39.231	52.777	48.086	196.4	43:03.058								
20	1	1:53.073	33.910	45.440	<b>33.723</b>	243.8	44:56.131								
21	1	<del>1:51.933</del>	33.410	<b>44.942</b>	<del>33.581</del>	242.2	46:48.064								
22	1	1:52.614	<b>33.356</b>	45.473	33.785	240.5	48:40.678								
23	1	<b>1:52.523</b>	33.465	45.152	33.906	241.6	50:33.201								
24	1	1:52.570	33.493	45.169	33.908	241.6	52:25.771								
25	1	1:53.257	33.491	45.493	34.273	240.0	54:19.028								
26	1	1:53.470	33.533	45.457	34.480	242.2	56:12.498								
27	1	1:53.837	33.759	45.494	34.584	240.5	58:06.335								
28	1	1:55.168	34.573	45.884	34.711	237.9	1:00:01.503								
29	1	1:54.593	34.041	45.812	34.740	242.7	1:01:56.096								
<b>50</b> <b>Les Deux Arbres</b> 1.Jeremy LOISEL								Ligier JS P4 JS P4 AM							
1	1	2:04.879	37.670	46.193	41.016		2:04.879								
2	1	2:47.447	58.607	1:11.247	37.593	164.4	4:52.326								
3	1	2:14.555	41.324	50.762	42.469	175.9	7:06.881								
4	1	1:55.323	34.840	46.234	34.249	243.8	9:02.204								
5	1	1:53.055	33.498	45.628	33.929	246.0	10:55.259								
6	1	1:53.887	34.445	45.354	34.088	245.5	12:49.146								
<b>35</b> <b>Veloso Motorsport</b> 1.Pedro MARREIROS 2.José MARREIROS								Ligier JS2 R JS2 R P/A							
1	1	2:15.351	44.755	47.104	43.492		2:15.351								
2	1	2:46.461	58.336	1:09.359	38.766	178.8	5:01.812								
3	1	2:09.947	42.085	47.425	40.437	141.0	7:11.759								
4	1	1:55.619	34.662	46.416	34.541	243.2	9:07.378								
5	1	1:55.367	34.306	46.400	34.661	241.6	11:02.745								
6	1	1:56.115	34.415	46.568	35.132	240.0	12:58.860								
7	1	1:57.243	34.732	47.382	35.129	238.4	14:56.103								
8	1	2:12.347	34.742	53.845	43.760	237.9	17:08.450								
9	1	2:18.080	41.988	52.224	43.868	181.8	19:26.530								
10	1	1:59.239	34.465	49.011	35.763	242.7	21:25.769								
11	1	2:37.027	51.457	1:08.782	36.788	126.6	24:02.796								
12	1	<del>2:23.436</del>	41.286	54.386	<del>47.764</del>	176.8	26:26.232								
13	1	<del>1:56.777</del>	35.593	46.331	<del>34.853</del>	223.6	28:23.009								
14	1	<del>2:04.086 <b>B</b></del>	34.447	46.688	42.951	238.9	30:27.095								
15	2	3:41.261	2:19.938	46.699	34.624	169.5	34:08.356								
16	2	<b>1:54.713</b>	<b>34.160</b>	46.108	<b>34.445</b>	236.3	36:03.069								
17	2	1:59.978	36.820	47.710	35.448	240.5	38:03.047								

# LIGIER

## EUROPEAN SERIES



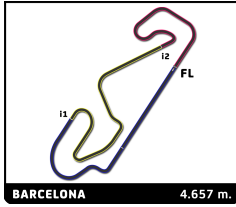
### Ligier European Series Barcelona Heat Race 1

### Sector Analysis

Lap under Red Flag											Invalidated Lap	Personal Best	Session Best	B Crossing the pit lane	
Lap	D	Time	Sector 1	Sector 2	Sector 3	T. Spd	Elapsed	Lap	D	Time	Sector 1	Sector 2	Sector 3	T. Spd	Elapsed
7	1	1:56.005	33.873	47.388	34.744	245.5	14:45.151	28	2	1:50.051	33.019	44.019	33.013	244.3	59:52.823
8	1	2:18.417	35.046	58.689	44.682	205.7	17:03.568	29	2	1:50.061	32.614	44.191	33.256	247.1	1:01:42.884
9	1	2:18.524	40.632	53.191	44.704	179.4	19:22.092	<b>68</b> M Racing Ligier JS2 R 1. Lawrence HERBOTS JS2 R 2. Nathan HUET							
10	1	1:57.743	34.034	47.489	36.223	242.2	21:19.835	1	1	2:09.994	38.647	47.171	44.176		2:09.994
11	1	2:37.440	50.863	1:09.734	36.843	143.6	23:57.275	2	1	2:46.715	57.877	1:11.362	37.476	138.8	4:56.709
12	1	2:25.685	40.368	55.509	49.808	184.0	26:22.960	3	1	2:12.391	42.211	49.807	40.373	133.8	7:09.100
13	1	1:52.876	33.672	45.096	34.108	247.7	28:15.836	4	1	1:55.523	34.083	46.915	34.525	242.2	9:04.623
14	1	1:58.849	B 33.351	45.350	40.148	247.7	30:14.685	5	1	1:53.732	33.721	45.994	34.017	240.0	10:58.355
15	1	3:48.889	2:28.810	45.801	34.278	174.8	34:03.574	6	1	1:54.613	34.487	45.881	34.245	240.0	12:52.968
16	1	1:54.747	33.811	46.820	34.116	248.3	35:58.321	7	1	1:56.986	33.729	48.825	34.432	240.0	14:49.954
17	1	1:58.814	35.312	48.259	35.243	250.6	37:57.135	8	1	2:16.072	34.443	57.251	44.378	236.3	17:06.026
18	1	2:50.910	51.719	1:20.241	38.950	123.7	40:48.045	9	1	2:17.744	40.145	54.076	43.523	196.7	19:23.770
19	1	2:18.079	41.073	51.051	45.955	179.7	43:06.124	10	1	1:58.456	33.957	48.943	35.556	240.0	21:22.226
20	1	1:52.715	33.614	44.928	34.173	248.3	44:58.839	11	1	2:37.090	51.229	1:09.387	36.474	141.4	23:59.316
21	1	1:52.775	33.423	45.100	34.252	250.6	46:51.614	12	1	2:24.979	41.147	55.075	48.757	157.4	26:24.295
22	1	1:52.331	33.174	44.993	34.164	249.4	48:43.945	13	1	2:00.918	B 34.509	46.716	39.693	241.1	28:25.213
23	1	1:52.491	33.327	44.958	34.206	250.0	50:36.436	14	2	3:40.540	2:17.584	47.333	35.593	168.0	32:05.723
24	1	1:52.624	33.305	44.929	34.390	253.5	52:29.060	15	2	1:57.085	34.747	46.683	35.655	232.3	34:02.808
25	1	1:52.636	33.304	45.001	34.334	254.1	54:21.696	16	2	6:05.332	35.366	4:51.513	38.453	235.8	40:08.140
26	1	1:52.445	33.389	44.961	34.095	248.8	56:14.141	17	2	2:04.821	37.259	49.995	37.567	226.9	42:12.961
27	1	1:53.110	33.722	44.952	34.436	254.1	58:07.251	18	2	2:01.732	36.711	48.421	36.600	230.8	44:14.693
28	1	1:53.433	33.759	45.797	33.877	248.3	1:00:00.684	19	2	1:59.249	35.463	47.392	36.394	232.3	46:13.942
29	1	1:53.822	33.280	45.169	35.373	248.8	1:01:54.506	20	2	1:59.055	35.740	47.230	36.085	231.8	48:12.997
<b>57</b> M Racing Ligier JS P4 1. August THERBO JS P4 P/A 2. Cindy GUDET															
1	1	1:55.361	34.166	44.280	36.915		1:55.361	21	2	2:09.201	B 35.525	48.962	44.714	231.8	50:22.198
2	1	2:50.265	59.970	1:11.330	38.965	159.3	4:45.626	22	2	3:41.472	2:13.521	50.906	36.745	168.5	54:03.370
3	1	2:15.632	39.382	51.258	44.992	187.2	7:01.258	23	2	2:00.420	35.657	47.619	37.144	232.3	56:03.790
4	1	1:47.415	32.283	43.298	31.834	247.7	8:48.673	24	2	1:59.189	35.533	47.432	36.224	232.3	58:02.979
5	1	1:46.662	32.063	43.091	31.508	248.3	10:35.335	25	2	2:08.943	B 35.168	48.619	45.126	235.8	1:00:11.892
6	1	1:46.241	31.813	42.955	31.473	248.8	12:21.576	26	2	2:21.640	56.036	48.611	36.993	169.0	1:02:33.532
7	1	1:52.040	31.586	42.944	37.510	249.4	14:13.616	<b>69</b> Bretton Racing Ligier JS P4 1. Dan SKOCDOPOLE JS P4 2. Henrique OLIVEIRA							
8	1	2:40.950	46.364	1:09.919	44.667	172.2	16:54.566	1	2	2:02.404	36.706	45.480	40.218		2:02.404
9	1	2:19.622	41.214	51.947	46.464	191.2	19:14.188	2	2	2:48.584	59.635	1:11.111	37.838	181.8	4:50.988
10	1	1:59.103	32.422	49.282	37.399	250.0	21:13.291	3	2	2:13.942	41.039	51.211	41.692	155.6	7:04.930
11	1	2:37.316	50.818	1:09.304	37.194	149.0	23:50.607	4	2	1:49.318	32.661	44.007	32.650	255.3	8:54.248
12	1	2:27.766	40.704	54.886	52.176	216.0	26:18.373	5	2	1:46.926	32.065	42.980	31.881	258.4	10:41.174
13	1	1:47.469	32.416	43.259	31.794	245.5	28:05.842	6	2	1:47.459	32.001	43.045	32.413	251.2	12:28.633
14	1	1:50.488	B 31.827	43.112	35.549	252.9	29:56.330	7	2	1:50.163	31.976	44.162	34.025	254.7	14:18.796
15	2	3:34.455	2:17.870	43.972	32.643	180.6	33:30.785	8	2	2:39.591	45.465	1:09.909	44.217		16:58.387
16	2	1:48.749	32.449	43.725	32.545	247.7	35:19.504	9	2	2:19.034	41.278	53.241	44.515	202.2	19:17.421
17	2	2:12.937	32.151	44.957	55.829	254.1	37:32.441	10	2	1:58.277	32.431	48.648	37.198	246.0	21:15.698
18	2	3:03.816	1:01.601	1:21.446	40.769	172.0	40:36.257	11	2	2:38.073	50.723	1:09.949	37.401	150.6	23:53.771
19	2	2:22.520	39.391	52.633	50.496	214.3	42:58.777	12	2	2:26.053	39.797	55.013	51.243	223.6	26:19.824
20	2	1:49.063	32.505	43.834	32.724	251.2	44:47.840	13	2	1:48.597	32.529	43.519	32.549	250.6	28:08.421
21	2	1:48.305	32.100	43.783	32.422	252.3	46:36.145	14	2	1:47.146	32.180	42.763	32.203	244.3	29:55.567
22	2	1:49.879	32.571	44.438	32.870	246.6	48:26.024	15	2	1:51.900	B 31.872	42.552	37.476	251.2	31:47.467
23	2	1:48.448	32.237	43.558	32.653	251.2	50:14.472	16	1	3:45.845	2:29.397	43.917	32.531	177.0	35:33.312
24	2	1:50.435	33.246	44.279	32.910	249.4	52:04.907	17	1	2:03.936	32.109	47.843	43.984	251.7	37:37.248
25	2	1:55.284	B 32.250	43.925	39.109	250.6	54:00.191	18	1	3:02.750	1:01.865	1:20.560	40.325	129.8	40:39.998
26	2	2:11.149	52.991	44.823	33.335	180.3	56:11.340	19	1	2:20.591	39.734	52.627	48.230	200.0	43:00.589
27	2	1:51.432	32.937	44.488	34.007	251.2	58:02.772								

# LIGIER

## EUROPEAN SERIES



### Ligier European Series Barcelona Heat Race 1

### Sector Analysis

Lap under Red Flag   Invalidated Lap   Personal Best   Session Best   B Crossing the pit lane

Lap	D	Time	Sector 1	Sector 2	Sector 3	T. Spd	Elapsed	Lap	D	Time	Sector 1	Sector 2	Sector 3	T. Spd	Elapsed
20	1	1:51.102	33.350	44.633	33.119	252.9	44:51.691	9	1	2:18.142	41.158	53.248	43.736	190.8	19:19.972
21	1	1:49.106	32.466	43.757	32.883	248.8	46:40.797	10	1	1:58.290	33.841	47.948	36.501	244.3	21:18.262
22	1	1:47.039	32.103	42.821	32.115	249.4	48:27.836	11	1	2:37.639	50.875	1:10.090	36.674	124.0	23:55.901
23	1	1:47.368	31.962	43.282	32.124	251.2	50:15.204	12	1	2:26.186	40.567	55.373	50.246	195.7	26:22.087
24	1	<del>1:48.309</del>	32.462	43.520	<del>32.327</del>	252.9	52:03.513	13	1	1:51.922	33.606	45.006	33.310	243.2	28:14.009
25	1	1:48.523	32.220	43.380	32.923	250.0	53:52.036	14	1	<del>1:52.009</del>	33.186	45.073	<del>33.750</del>	243.2	30:06.018
26	1	<b>1:46.242</b>	<b>31.773</b>	42.768	31.701	248.8	55:38.278	15	1	<del>1:57.279</del> B	33.600	44.998	38.681	242.7	32:03.297
27	1	1:46.312	31.892	42.843	<b>31.577</b>	250.6	57:24.590	16	1	3:38.496	2:19.406	45.211	33.879	171.4	35:41.793
28	1	1:46.359	31.779	42.744	31.836	251.2	59:10.949	17	1	1:57.264	33.561	46.360	37.343	239.5	37:39.057
29	1	1:47.556	32.044	43.021	32.491	251.7	1:00:58.505	18	1	3:02.012	1:01.737	1:20.107	40.168		40:41.069

81 LR Motorsport 1.Simone BIANCO							Ligier JS2 R JS2 R								
1	1	2:07.959	39.025	46.236	42.698		2:07.959								
2	1	2:46.925	58.401	1:11.263	37.261	140.8	4:54.884								
3	1	2:13.429	42.273	50.125	41.031	128.7	7:08.313								
4	1	1:54.240	34.069	46.055	34.116	244.3	9:02.553								
5	1	1:53.223	33.737	45.742	33.744	243.2	10:55.776								
6	1	<b>1:52.107</b>	33.534	45.109	<b>33.464</b>	241.1	12:47.883								
7	1	1:56.691	33.772	48.292	34.627	237.4	14:44.574								
8	1	2:18.199	35.104	58.450	44.645	224.5	17:02.773								
9	1	<del>2:17.828</del>	40.874	53.238	43.716	189.1	19:20.601								
10	1	<del>1:58.179</del>	<del>33.882</del>	47.830	36.467	241.1	21:18.780								
11	1	2:37.666	50.895	1:10.176	36.595	122.2	23:56.446								
12	1	<del>2:25.988</del>	40.458	55.540	49.990	198.9	26:22.434								
13	1	<del>1:52.756</del>	<del>33.789</del>	45.362	33.605	242.2	28:15.190								
14	1	1:52.191	<b>33.381</b>	45.222	33.588	240.5	30:07.381								
15	1	1:58.173 B	34.208	45.209	38.756	240.0	32:05.554								
16	1	3:42.711	2:23.778	45.329	33.604	170.6	35:48.265								
17	1	1:57.195	33.845	47.579	35.771	242.2	37:45.460								
18	1	2:59.991	1:00.090	1:20.035	39.866	130.9	40:45.451								
19	1	<del>2:18.991</del>	39.695	53.046	<del>46.250</del>	182.7	43:04.442								
20	1	<del>1:54.997</del>	34.376	45.858	34.763	237.4	44:59.439								
21	1	1:53.139	33.839	45.350	33.950	242.7	46:52.578								
22	1	1:52.925	33.718	45.445	33.762	242.2	48:45.503								
23	1	1:53.080	33.595	45.227	34.258	243.2	50:38.583								
24	1	1:53.180	33.887	45.559	33.734	240.0	52:31.763								
25	1	1:52.189	33.577	44.980	33.632	241.1	54:23.952								
26	1	<del>1:52.566</del>	33.565	45.113	33.888	242.7	56:16.518								
27	1	1:53.020	33.890	45.256	33.874	242.2	58:09.538								
28	1	<del>1:53.378</del>	33.969	<b>44.960</b>	34.449	235.8	1:00:02.916								
29	1	<del>1:53.280</del>	<del>33.824</del>	45.244	34.212	241.1	1:01:56.196								

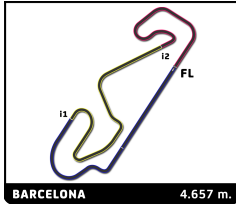
83 Trajectus Motorsport 1.Charles LAMBERT							Ligier JS2 R JS2 R								
1	1	2:07.261	38.241	46.634	42.386		2:07.261								
2	1	2:46.917	58.480	1:11.372	37.065	150.8	4:54.178								
3	1	2:13.808	42.262	50.316	41.230	149.0	7:07.986								
4	1	1:52.189	33.971	45.128	<b>33.090</b>	246.0	9:00.175								
5	1	<b>1:51.259</b>	33.167	<b>44.811</b>	33.281	243.8	10:51.434								
6	1	1:51.429	33.210	44.962	33.257	243.8	12:42.863								
7	1	1:55.157	<b>33.158</b>	47.018	34.981	243.2	14:38.020								
8	1	2:23.810	35.823	1:03.796	44.191	209.3	17:01.830								

19	1	<del>2:21.336</del>	39.983	52.575	<del>48.778</del>	202.2	43:02.405								
20	1	<del>1:52.389</del>	<del>33.772</del>	45.122	33.495	242.2	44:54.794								
21	1	1:51.958	33.386	44.990	33.582	242.7	46:46.752								
22	1	1:52.124	33.383	45.109	33.632	241.6	48:38.876								
23	1	1:52.771	33.489	45.482	33.800	239.5	50:31.647								
24	1	1:52.253	33.517	45.052	33.684	241.6	52:23.900								
25	1	1:53.264	33.625	45.702	33.937	244.9	54:17.164								
26	1	1:52.861	33.703	45.258	33.900	240.5	56:10.025								
27	1	1:54.203	33.991	46.111	34.101	237.4	58:04.228								
28	1	1:54.541	34.009	46.036	34.496	238.4	59:58.769								
29	1	1:55.018	33.995	45.816	35.207	238.9	1:01:53.787								

84 Trajectus Motorsport 1.Jack TABERY 2.Martin TABERY							Ligier JS2 R JS2 R P/A								
1	2	2:14.164	42.631	47.769	43.764		2:14.164								
2	2	2:46.535	58.172	1:09.762	38.601	178.2	5:00.699								
3	2	2:10.568	42.290	47.678	40.600	150.4	7:11.267								
4	2	1:55.140	34.787	45.922	34.431	242.7	9:06.407								
5	2	1:54.598	34.416	45.980	34.202	243.2	11:01.005								
6	2	<b>1:53.586</b>	33.999	45.752	<b>33.835</b>	242.2	12:54.591								
7	2	1:58.265	34.454	48.499	35.312	227.8	14:52.856								
8	2	2:15.118	34.990	56.212	43.916	225.9	17:07.974								
9	2	2:17.943	40.647	53.369	43.927	189.1	19:25.917								
10	2	1:59.350	34.170	49.260	35.920	243.2	21:25.267								
11	2	2:36.903	50.858	1:08.932	37.113	127.5	24:02.170								
12	2	2:23.512	40.595	55.162	47.755	191.5	26:25.682								
13	2	2:03.583 B	35.218	46.877	41.488	241.6	28:29.265								
14	1	<del>3:37.509</del>	2:16.954	46.073	<del>34.482</del>	165.1	32:06.774								
15	1	<del>1:55.170</del>	<del>34.166</del>	46.549	<del>34.455</del>	238.4	34:01.944								
16	1	1:54.875	34.087	46.432	34.356	236.3	35:56.819								
17	1	1:59.906	36.098	48.581	35.227	237.4	37:56.725								
18	1	2:50.612	51.049	1:20.572	38.991	142.7	40:47.337								
19	1	2:18.381	41.475	51.014	45.892	149.0	43:05.718								
20	1	1:56.079	35.735	45.852	34.492	237.4	45:01.797								
21	1	1:54.792	34.197	46.196	34.399	242.7	46:56.589								
22	1	<del>1:54.196</del>	<del>33.877</del>	45.956	<del>34.363</del>	242.7	48:50.785								
23	1	<del>1:54.242</del>	<del>33.851</del>	45.906	<del>34.485</del>	241.1	50:45.027								
24	1	1:54.144	34.067	45.643	34.434	241.6	52:39.171								
25	1	1:53.622	34.001	45.558	34.063	244.3	54:32.793								
26	1	<del>1:53.499</del>	33.940	<b>45.490</b>	<del>34.069</del>	238.4	56:26.292								
27	1	<del>1:53.637</del>	<del>33.867</del>	45.637	34.133	237.9	58:19.929								
28	1	1:53.690	34.035	45.509	34.146	237.9	1:00:13.619								
29	1	1:53.726	33.962	45.574	34.190	238.4	1:02:07.345								

# LIGIER

## EUROPEAN SERIES



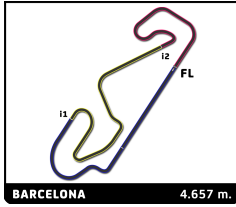
### Ligier European Series Barcelona Heat Race 1

### Sector Analysis

Lap under Red Flag											Invalidated Lap	Personal Best	Session Best	B Crossing the pit lane		
Lap	D	Time	Sector 1	Sector 2	Sector 3	T. Spd	Elapsed	Lap	D	Time	Sector 1	Sector 2	Sector 3	T. Spd	Elapsed	
<b>88</b> 23Events Racing 1.Marcus TERKILDSEN							Ligier JS2 R JS2 R		19	2	2:20.931	39.148	52.845	48.938	198.2	42:59.536
1	1	2:05.700	37.910	46.171	41.619		2:05.700	20	2	1:50.319	34.100	43.832	32.387	244.9	44:49.855	
2	1	2:47.680	58.789	1:10.863	38.028	145.4	4:53.380	21	2	1:48.133	32.013	43.341	32.779	255.3	46:37.988	
3	1	2:13.794	41.761	50.655	41.378	155.4	7:07.174	22	2	1:48.513	32.246	43.490	32.777	250.6	48:26.501	
4	1	1:52.077	33.695	44.844	33.538	243.8	8:59.251	23	2	1:48.274	32.094	43.542	32.638	256.5	50:14.775	
5	1	1:51.467	33.413	44.711	33.343	240.0	10:50.718	24	2	1:48.394	32.624	43.332	32.438	257.1	52:03.169	
6	1	1:51.157	33.187	44.642	33.328	241.1	12:41.875	25	2	1:49.425	32.196	43.573	33.656	248.8	53:52.594	
7	1	1:55.674	33.239	47.334	35.101	240.5	14:37.549	26	2	1:48.471	32.147	44.110	32.214	254.1	55:41.065	
8	1	2:23.906	35.858	1:03.713	44.335	210.9	17:01.455	27	2	1:48.191	32.166	43.361	32.664	251.7	57:29.256	
9	1	2:18.104	41.110	53.295	43.699	194.9	19:19.559	28	2	1:48.354	32.221	43.504	32.629	251.2	59:17.610	
10	1	1:58.218	33.363	48.310	36.545	241.6	21:17.777	29	2	1:48.005	32.165	43.436	32.404	251.7	1:01:05.615	
11	1	2:37.779	50.853	1:10.089	36.837	125.4	23:55.556	<b>94</b> Pegasus Racing 1.David CAUSSANEL 2.Alain MEYER							Ligier JS2 R JS2 R AM	
12	1	2:26.090	40.466	55.138	50.486	197.1	26:21.646	1	1	2:10.902	38.978	48.028	43.896		2:10.902	
13	1	1:51.387	33.471	44.661	33.255	242.2	28:13.033	2	1	2:47.136	57.957	1:11.118	38.061	141.7	4:58.038	
14	1	1:50.904	33.127	44.532	33.245	238.9	30:03.937	3	1	2:11.623	42.238	48.988	40.397	153.0	7:09.661	
15	1	1:56.975 B	33.048	45.545	38.382	241.1	32:00.912	4	1	1:55.333	34.067	46.566	34.700	243.8	9:04.994	
16	1	3:46.013	2:27.369	45.077	33.567	169.8	35:46.925	5	1	1:54.282	34.374	45.885	34.023	243.8	10:59.276	
17	1	1:58.151	34.192	48.089	35.870	243.2	37:45.076	6	1	1:54.037	33.882	45.912	34.243	241.6	12:53.313	
18	1	2:59.870	59.670	1:20.072	40.128		40:44.946	7	1	1:57.485	33.872	49.202	34.411	234.8	14:50.798	
19	1	2:19.106	39.768	53.109	46.229	184.0	43:04.052	8	1	2:15.986	34.134	57.480	44.372	240.5	17:06.784	
20	1	1:52.874	33.565	45.673	33.636	246.6	44:56.926	9	1	2:17.304	40.173	53.917	43.214	191.5	19:24.088	
21	1	1:53.366	34.440	45.155	33.771	241.1	46:50.292	10	1	1:58.821	34.017	49.432	35.372	243.8	21:22.909	
22	1	1:52.884	33.167	46.005	33.712	244.9	48:43.176	11	1	2:37.513	51.425	1:09.107	36.981	143.0	24:00.422	
23	1	1:52.537	33.355	45.060	34.122	243.8	50:35.713	12	1	2:24.294	40.830	55.091	48.373	173.9	26:24.716	
24	1	1:52.187	33.395	45.094	33.698	244.3	52:27.900	13	1	1:55.500	34.348	46.807	34.345	245.5	28:20.216	
25	1	1:52.481	33.516	45.325	33.640	244.3	54:20.381	14	1	1:53.957	33.923	45.728	34.306	241.6	30:14.173	
26	1	1:52.792	33.652	45.470	33.670	244.9	56:13.173	15	1	2:00.876 B	34.112	45.644	41.120	238.4	32:15.049	
27	1	1:52.373	33.466	45.271	33.636	243.8	58:05.546	16	2	3:45.569	2:20.178	49.038	36.353	171.2	36:00.618	
28	1	1:52.487	33.305	45.444	33.738	242.7	59:58.033	17	2	2:01.976	35.539	49.347	37.090	237.4	38:02.594	
29	1	1:52.867	33.454	45.588	33.825	240.0	1:01:50.900	18	2	2:47.660	49.115	1:19.349	39.196	154.5	40:50.254	
<b>93</b> Petrogold 1.Christian GARDUÑO 2.Andrei DUNA							Ligier JS P4 JS P4		19	2	2:17.276	42.321	49.339	45.616	201.5	43:07.530
1	1	1:59.796	35.737	44.778	39.281		1:59.796	20	2	1:59.773	35.558	47.949	36.266	236.8	45:07.303	
2	1	2:48.866	58.988	1:10.965	38.913	146.7	4:48.662	21	2	1:59.480	35.297	47.915	36.268	235.8	47:06.783	
3	1	2:14.567	40.275	51.008	43.284	159.8	7:03.229	22	2	2:01.391	35.505	49.251	36.635	235.3	49:08.174	
4	1	1:49.047	32.680	44.010	32.357	252.3	8:52.276	23	2	2:01.492	36.045	48.646	36.801	233.3	51:09.666	
5	1	1:47.965	32.171	43.528	32.266	252.3	10:40.241	24	2	2:14.606 B	36.005	48.729	49.872	231.8	53:24.272	
6	1	1:47.964	32.092	43.345	32.527	250.6	12:28.205	25	2	2:23.674	56.814	49.651	37.209	171.2	55:47.946	
7	1	1:49.622	31.890	43.744	33.988	254.7	14:17.827	26	2	2:01.703	35.895	48.957	36.851	236.3	57:49.649	
8	1	2:39.877	45.306	1:09.947	44.624	131.5	16:57.704	27	2	2:02.625	36.888	48.972	36.765	234.3	59:52.274	
9	1	2:18.785	41.326	52.575	44.884	201.1	19:16.489	28	2	2:03.814	36.770	48.692	38.352	220.9	1:01:56.088	
10	1	1:58.274	32.153	48.863	37.258	252.9	21:14.763	<b>99</b> Team Virage 1.Marius KRISTIANSEN 2.Arnaud MALIZIA							Ligier JS P4 JS P4	
11	1	2:37.554	50.779	1:09.603	37.172	148.1	23:52.317	1	1	1:57.862	34.972	44.209	38.681		1:57.862	
12	1	2:27.153	40.607	55.010	51.536	199.6	26:19.470	2	1	2:49.017	59.436	1:10.652	38.929	139.2	4:46.879	
13	1	1:48.286	32.387	43.679	32.220	249.4	28:07.756	3	1	2:15.808	40.060	51.381	44.367	178.2	7:02.687	
14	1	1:48.342	31.754	43.575	32.983	253.3	29:56.068	4	1	1:48.194	32.602	43.244	32.348	247.1	8:50.881	
15	1	1:54.667 B	32.135	43.734	38.798	254.7	31:50.735	5	1	1:46.290	31.704	42.718	31.868	254.1	10:37.171	
16	2	3:35.741	2:18.932	43.649	33.160	165.4	35:26.476	6	1	1:46.113	31.685	42.805	31.623	256.5	12:23.284	
17	2	2:08.598	32.924	48.831	46.843	250.6	37:35.074	7	1	1:52.313	31.736	43.828	36.749	257.8	14:15.597	
18	2	3:03.531	1:01.603	1:21.309	40.619	147.7	40:38.605	8	1	2:40.469	46.004	1:09.839	44.626	147.9	16:56.066	

# LIGIER

## EUROPEAN SERIES



### Ligier European Series Barcelona Heat Race 1

### Sector Analysis

		Lap under Red Flag		Invalidated Lap		Personal Best		Session Best		B Crossing the pit lane					
Lap	D	Time	Sector 1	Sector 2	Sector 3	T. Spd	Elapsed	Lap	D	Time	Sector 1	Sector 2	Sector 3	T. Spd	Elapsed
9	1	2:19.538	41.193	51.886	46.459	196.4	19:15.604								
10	1	4:58.304	<del>31.822</del>	49.090	37.389	254.7	21:13.905								
11	1	2:37.434	50.807	1:09.256	37.371	148.4	23:51.339								
12	1	2:27.129	40.596	54.909	51.624	213.4	26:18.468								
13	1	1:47.790	32.823	43.078	31.889	248.3	28:06.258								
14	1	1:47.101	32.208	42.855	32.038	254.1	29:53.359								
15	1	1:51.605 <b>B</b>	<b>31.596</b>	<b>42.398</b>	37.611	250.0	31:44.964								
16	2	3:31.241	2:14.836	43.714	32.691	178.8	35:16.205								
17	2	2:15.693	32.173	45.775	57.745	252.9	37:31.898								
18	2	3:03.867	1:01.488	1:21.190	41.189	147.9	40:35.765								
19	2	2:22.551	39.046	52.931	50.574	199.6	42:58.316								
20	2	1:48.676	32.660	43.680	<del>32.336</del>	255.9	44:46.992								
21	2	1:47.766	31.971	43.382	32.413	252.9	46:34.758								
22	2	1:47.902	32.199	43.253	32.450	251.2	48:22.660								
23	2	1:49.055	32.060	44.216	<del>32.779</del>	250.6	50:11.715								
24	2	1:47.265	<del>31.972</del>	43.105	32.188	250.6	51:58.980								
25	2	1:47.305	31.791	43.157	32.357	254.1	53:46.285								
26	2	1:47.855	32.371	43.070	32.414	251.2	55:34.140								
27	2	1:46.840	31.809	42.902	32.129	253.5	57:20.980								
28	2	1:47.337	31.680	43.234	32.423	251.2	59:08.317								
29	2	1:47.106	31.768	43.024	32.314	251.2	1:00:55.423								