LIGIER EUROPEAN SERIES

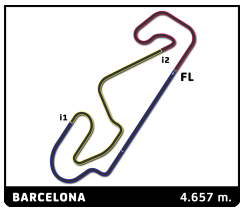

Ligier European Series
Barcelona Heat
Race 1

Analysis by lap

Lapped

Lap 1

No	Lap Time	Gap
19	1:54.382	
57	1:55.361	0.979
1	1:56.160	1.778
99	1:57.862	3.480
33	1:58.343	3.961
14	1:58.966	4.584
93	1:59.796	5.414
6	2:00.367	5.985
9	2:00.956	6.574
12	2:01.455	7.073
69	2:02.404	8.022
7	2:03.609	9.227
50	2:04.879	10.497
88	2:05.700	11.318
41	2:06.616	12.234
83	2:07.261	12.879
81	2:07.959	13.577
18	2:08.945	14.563
68	2:09.994	15.612
94	2:10.902	16.520
3	2:11.361	16.979
29	2:12.790	18.408
84	2:14.164	19.782
35	2:15.351	20.969

Lap 2

No	Lap Time	Gap
19	2:49.951	
57	2:50.265	1.293
1	2:50.109	1.936
99	2:49.017	2.546
33	2:49.030	3.040
14	2:49.003	3.636
93	2:48.866	4.329
6	2:48.794	4.828
9	2:48.814	5.437
12	2:48.840	5.962
69	2:48.584	6.655
7	2:48.127	7.403
50	2:47.447	7.993
88	2:47.680	9.047
41	2:47.236	9.519
83	2:46.917	9.845
81	2:46.925	10.551
18	2:46.974	11.586
68	2:46.715	12.376
94	2:47.136	13.705
3	2:47.059	14.087
29	2:46.585	15.042
84	2:46.535	16.366
35	2:46.461	17.479

Lap 3

No	Lap Time	Gap
19	2:16.359	
57	2:15.632	0.566
1	2:15.405	0.982
99	2:15.808	1.995
33	2:15.436	2.117
14	2:14.985	2.262
93	2:14.567	2.537
6	2:14.502	2.971
9	2:14.593	3.671
12	2:14.249	3.852
69	2:13.942	4.238
7	2:13.687	4.731
50	2:14.555	6.189
88	2:13.794	6.482
41	2:13.763	6.923
83	2:13.808	7.294
81	2:13.429	7.621
18	2:12.763	7.990
68	2:12.391	8.408
94	2:11.623	8.969
3	2:11.445	9.173
29	2:11.074	9.757
84	2:10.568	10.575
35	2:09.947	11.067

Lap 4

No	Lap Time	Gap
19	1:46.615	
57	1:47.415	1.366
1	1:47.396	1.763
33	1:47.238	2.740
99	1:48.194	3.574
93	1:49.047	4.969
14	1:49.921	5.568
6	1:49.616	5.972
12	1:49.402	6.639
69	1:49.318	6.941
7	1:49.141	7.257
9	1:50.930	7.986
88	1:52.077	11.944
83	1:52.189	12.868
50	1:55.323	14.897
81	1:54.240	15.246
41	1:55.429	15.737
18	1:54.678	16.053
68	1:55.523	17.316
94	1:55.333	17.687
3	1:55.336	17.894
29	1:55.386	18.528
84	1:55.140	19.100
35	1:55.619	20.071

Lap 5

No	Lap Time	Gap
19	1:46.001	
57	1:46.662	2.027
1	1:46.666	2.428
33	1:46.651	3.390
99	1:46.290	3.863
93	1:47.965	6.933
14	1:47.623	7.190
6	1:47.778	7.749
69	1:46.926	7.866
7	1:47.636	8.892
12	1:49.259	9.897
9	1:48.367	10.352
88	1:51.467	17.410
83	1:51.259	18.126
50	1:53.055	21.951
81	1:53.223	22.468
41	1:53.098	22.834
18	1:53.210	23.262
68	1:53.732	25.047
3	1:53.397	25.290
94	1:54.282	25.968
29	1:54.263	26.790
84	1:54.598	27.697
35	1:55.367	29.437

Lap 6

No	Lap Time	Gap
19	1:45.733	
57	1:46.241	2.535
1	1:46.246	2.941
33	1:46.265	3.922
99	1:46.113	4.243
14	1:47.131	8.588
93	1:47.964	9.164
69	1:47.459	9.592
6	1:47.980	9.996
7	1:47.226	10.385
12	1:48.507	12.671
9	1:48.591	13.210
88	1:51.157	22.834
83	1:51.429	23.822
81	1:52.107	28.842
50	1:53.887	30.105
18	1:52.873	30.402
41	1:54.239	31.340
3	1:52.968	32.525
68	1:54.613	33.927
94	1:54.037	34.272
29	1:54.040	35.097
84	1:53.586	35.550
35	1:56.115	39.819

Lap 7

No	Lap Time	Gap
19	1:53.639	
57	1:52.040	0.936
1	1:52.220	1.522
99	1:52.313	2.917
33	1:52.943	3.226
14	1:49.240	4.189
93	1:49.622	5.147
69	1:50.163	6.116
6	1:50.159	6.516
7	1:50.701	7.447
12	1:51.132	10.164
88	1:55.674	24.869
83	1:55.157	25.340
81	1:56.691	31.894
50	1:56.005	32.471
18	1:56.971	33.734
41	1:56.489	34.190
3	1:56.001	34.887
68	1:56.986	37.274
94	1:57.485	38.118
29	1:57.788	39.246
84	1:58.265	40.176
35	1:57.243	43.423

Lap 8

No	Lap Time	Gap
19	2:41.204	
57	2:40.950	0.682
1	2:40.979	1.297
99	2:40.469	2.182
33	2:40.704	2.726
14	2:40.416	3.401
93	2:39.877	3.820
69	2:39.591	4.503
6	2:39.551	4.863
7	2:39.105	5.348
12	2:37.469	6.429
88	2:23.906	7.571
83	2:23.810	7.946
81	2:18.199	8.889
50	2:18.417	9.684
18	2:17.660	10.190
41	2:17.936	10.922
3	2:17.620	11.303
68	2:16.072	12.142
94	2:15.986	12.900
29	2:15.310	13.352
84	2:15.118	14.090
35	2:12.347	14.566
9	5:38.552	1 Lap

Lap 9

No	Lap Time	Gap
19	2:19.729	
57	2:19.622	0.575
1	2:19.353	0.921
99	2:19.538	1.991
33	2:19.282	2.279
93	2:18.785	2.876
69	2:19.034	3.808
6	2:19.007	4.141
7	2:18.774	4.393
12	2:18.239	4.939
88	2:18.104	5.946
83	2:18.142	6.359
81	2:17.828	6.988
50	2:18.524	8.479
18	2:18.323	8.784
41	2:17.800	8.993
3	2:17.738	9.312
68	2:17.744	10.157
94	2:17.304	10.475
29	2:17.700	11.323
84	2:17.943	12.304
35	2:18.080	12.917
14	2:32.971	16.643
9	1:50.591	1 Lap

Lap 10

No	Lap Time	Gap
19	1:58.511	
1	1:58.132	0.542
57	1:59.103	1.167
99	1:58.301	1.781
33	1:58.407	2.175
93	1:58.274	2.639
69	1:58.277	3.574
7	1:58.220	4.102
12	1:58.180	4.608
88	1:58.218	5.653
83	1:58.290	6.138
81	1:58.179	6.656
50	1:57.743	7.711
18	1:58.447	8.720
41	1:58.504	8.986
3	1:58.541	9.342
68	1:58.456	10.102
94	1:58.821	10.785
29	1:58.970	11.782
84	1:59.350	13.143
35	1:59.239	13.645
14	1:56.180	14.312
6	2:11.835	17.465
9	1:52.366	1 Lap

Lap 11

No	Lap Time	Gap
19	2:37.140	
1	2:37.263	0.665
57	2:37.316	1.343
99	2:37.434	2.075
33	2:37.615	2.650
93	2:37.554	3.053
69	2:38.073	4.507
7	2:38.069	5.031
12	2:38.082	5.550
88	2:37.779	6.292
83	2:37.639	6.637
81	2:37.666	7.182
50	2:37.440	8.011
18	2:36.855	8.435
41	2:37.133	8.979
3	2:37.137	9.339
68	2:37.090	10.052
94	2:37.513	11.158
29	2:37.419	12.061
84	2:36.903	12.906
35	2:37.027	13.532
14	2:37.021	14.193
6	2:34.418	14.743
9	2:10.665	1 Lap

Lap 12

No	Lap Time	Gap
19	2:28.210	
1	2:27.866	0.321
57	2:27.766	0.899

LIGIER EUROPEAN SERIES

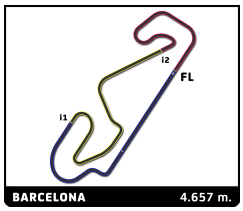

Ligier European Series
Barcelona Heat
Race 1

Analysis by lap

Lapped

No	Lap Time	Gap
99	2:27.129	0.994
33	2:26.978	1.418
93	2:27.153	1.996
69	2:26.053	2.350
7	2:25.843	2.664
12	2:25.795	3.135
88	2:26.090	4.172
83	2:26.186	4.613
81	2:25.988	4.960
50	2:25.685	5.486
18	2:25.693	5.918
41	2:25.375	6.144
3	2:25.170	6.299
68	2:24.979	6.821
94	2:24.294	7.242
29	2:23.723	7.574
84	2:23.512	8.208
35	2:23.436	8.758
14	2:22.887	8.870
6	2:22.518	9.051
9	2:22.508	1 Lap

Lap 13

No	Lap Time	Gap
1	1:46.513	
19	1:48.044	1.210
57	1:47.469	1.534
99	1:47.790	1.950
33	1:47.946	2.530
93	1:48.286	3.448
69	1:48.597	4.113
7	1:48.458	4.288
88	1:51.387	8.725
83	1:51.922	9.701
81	1:52.756	10.882
12	1:54.610	10.911
50	1:52.876	11.528
41	1:52.900	12.210
6	1:50.090	12.307
18	1:53.709	12.793
3	1:53.826	13.291
94	1:55.500	15.908
9	1:53.314	1 Lap
29	1:56.295	17.035
35	1:56.777	18.701
14	1:56.976	19.012
68	2:00.918	20.905
84	2:03.583	24.957

Lap 14

No	Lap Time	Gap
1	1:46.786	
99	1:47.101	2.265
33	1:47.177	2.921
69	1:47.146	4.473
93	1:48.312	4.974
57	1:50.488	5.236
19	1:51.890	6.314
7	1:50.765	8.267
88	1:50.904	12.843
6	1:48.220	13.741
83	1:52.009	14.924
81	1:52.191	16.287
41	1:52.774	18.198
18	1:52.605	18.612
9	1:50.032	1 Lap
94	1:53.957	23.079
50	1:58.849	23.591
29	1:54.144	24.393
3	1:58.338	24.843
35	2:04.086	36.001

Lap 15

No	Lap Time	Gap
1	1:52.478	
99	1:51.605	1.392
33	1:52.289	2.732
69	1:51.900	3.895
12	3:33.235	1 Lap
93	1:54.667	7.163
14	3:32.941	1 Lap
6	1:53.925	15.188
88	1:56.975	17.340
83	1:57.279	19.725
81	1:58.173	21.982
68	3:40.510	1 Lap
84	3:37.509	1 Lap
41	1:57.903	23.623
18	1:59.213	25.347
9	2:01.514	1 Lap
94	2:00.876	31.477
29	2:00.635	32.550
19	3:29.668	1:43.504
7	3:29.005	1:44.794
57	3:34.455	1:47.213
12	1:47.046	1:51.928
14	1:48.738	2:01.427
3	3:36.932	2:09.297
84	1:55.170	2:18.372
68	1:57.085	2:19.236
50	3:48.889	2:20.002
35	3:41.261	2:24.784

Lap 16

No	Lap Time	Gap
1	3:27.394	
19	1:46.661	2.771
7	1:46.971	4.371
99	3:31.241	5.239
33	3:32.957	8.295
57	1:48.719	8.538
12	1:46.755	11.289
93	3:35.741	15.510
6	3:33.870	21.664
69	3:45.845	22.346
14	1:48.768	22.801
83	3:38.496	30.827
41	3:37.389	33.618
18	3:35.981	33.934
3	1:53.583	35.486
88	3:46.013	35.959
81	3:42.711	37.299
9	3:37.144	1 Lap
84	1:54.875	45.853
29	3:41.680	46.836
50	1:54.747	47.355
94	3:45.569	49.652
35	1:54.713	52.103

Lap 17

No	Lap Time	Gap
1	2:18.339	
19	2:16.204	0.636
7	2:15.370	1.402
99	2:15.693	2.593
57	2:12.937	3.136
33	2:13.838	3.794
12	2:11.818	4.768
93	2:08.598	5.769
6	2:03.680	7.005
69	2:03.936	7.943
14	2:04.710	9.172
83	1:57.264	9.752
41	1:57.956	13.235
18	1:58.075	13.670
3	1:57.469	14.616
88	1:58.151	15.771
81	1:57.195	16.155
9	1:56.977	1 Lap
84	1:59.906	27.420
50	1:58.814	27.830
29	2:01.334	29.831
94	2:01.976	33.289
35	1:59.978	33.742
68	6:05.332	1 Lap

Lap 18

No	Lap Time	Gap
1	3:04.692	
19	3:04.463	0.407
7	3:04.296	1.006
99	3:03.867	1.768
57	3:03.816	2.260
33	3:03.730	2.832
12	3:03.896	3.972
93	3:03.531	4.608
6	3:02.894	5.207
69	3:02.750	6.001
14	3:02.310	6.790
83	3:02.012	7.072
41	3:00.424	8.967
18	3:00.319	9.297
3	3:00.110	10.034
88	2:59.870	10.949
81	2:59.991	11.454
9	3:00.336	1 Lap
84	2:50.612	13.340
50	2:50.910	14.048
29	2:50.056	15.195
94	2:47.660	16.257
35	2:47.830	16.880
68	2:04.821	1 Lap

Lap 19

No	Lap Time	Gap
1	2:23.359	
19	2:23.305	0.353
7	2:23.050	0.697
99	2:22.551	0.960
57	2:22.520	1.421
33	2:22.399	1.872
12	2:21.366	1.979
93	2:20.931	2.180
6	2:20.691	2.539
69	2:20.591	3.233
14	2:20.672	4.103
83	2:21.336	5.049
41	2:20.094	5.702
18	2:19.952	5.890
3	2:19.663	6.338
88	2:19.106	6.696
81	2:18.991	7.086
9	2:18.608	1 Lap
84	2:18.381	8.362
50	2:18.079	8.768
29	2:17.207	9.043
94	2:17.276	10.174
35	2:16.785	10.306
68	2:01.732	1 Lap

Lap 20

No	Lap Time	Gap
1	1:47.594	
19	1:48.091	0.850
7	1:48.085	1.188
99	1:48.676	2.042
57	1:49.063	2.890
12	1:48.941	3.326
6	1:49.168	4.113
93	1:50.319	4.905
33	1:52.368	6.646
69	1:51.102	6.741
14	1:50.788	7.297
83	1:52.389	9.844
41	1:53.073	11.181
18	1:53.392	11.688
88	1:52.874	11.976
9	1:52.302	1 Lap
3	1:54.226	12.970
50	1:52.715	13.889
81	1:54.997	14.489
29	1:54.882	16.331
84	1:56.079	16.847
35	1:55.047	17.759
94	1:59.773	22.353
68	1:59.249	1 Lap

Lap 21

No	Lap Time	Gap
1	1:47.047	
19	1:46.759	0.562
99	1:47.766	2.761
57	1:48.305	4.148
12	1:48.059	4.338
6	1:47.718	4.784
93	1:48.133	5.991
7	1:52.647	6.788
69	1:49.106	8.800
33	1:49.772	9.371
14	1:49.388	9.638
83	1:51.958	14.755
41	1:51.933	16.067
9	1:51.618	1 Lap
18	1:53.078	17.719
88	1:53.366	18.295
3	1:53.234	19.157
50	1:52.775	19.617
81	1:53.139	20.581
29	1:54.947	24.231
84	1:54.792	24.592
35	1:54.442	25.154
94	1:59.480	34.786
68	1:59.055	1 Lap

Lap 22

No	Lap Time	Gap
1	1:46.908	
19	1:46.880	0.534
99	1:47.902	3.755
12	1:46.919	4.349
6	1:47.834	5.710
57	1:49.879	7.119
93	1:48.513	7.596
69	1:47.039	8.931
33	1:48.310	10.773
14	1:49.342	12.072
83	1:52.124	19.971
9	1:50.877	1 Lap
41	1:52.614	21.773
18	1:52.993	23.804
88	1:52.884	24.271
50	1:52.331	25.040
3	1:53.420	25.669
81	1:52.925	26.598
7	2:07.683	27.563
29	1:54.018	31.341
84	1:54.196	31.880
35	1:54.461	32.707
94	2:01.391	49.269

Lap 23

No	Lap Time	Gap
19	1:46.748	
12	1:47.452	4.519
99	1:49.055	5.528
6	1:47.548	5.976
1	1:54.035	6.753
57	1:48.448	8.285
93	1:48.274	8.588
69	1:47.368	9.017
33	1:48.314	11.805

LIGIER EUROPEAN SERIES

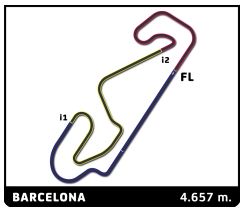

Ligier European Series
Barcelona Heat
Race 1

Analysis by lap

Lapped

No	Lap Time	Gap
14	1:49.141	13.931
68	2:09.201	2 Laps
9	1:50.392	1 Lap
83	1:52.771	25.460
41	1:52.523	27.014
18	1:52.478	29.000
7	1:49.231	29.512
88	1:52.537	29.526
50	1:52.491	30.249
3	1:52.535	30.922
81	1:53.080	32.396
29	1:54.352	38.411
84	1:54.242	38.840
35	1:54.224	39.649
94	2:01.492	1:03.479

Lap 24

No	Lap Time	Gap
19	1:45.994	
12	1:46.800	5.325
99	1:47.265	6.799
6	1:47.559	7.541
93	1:48.394	10.988
69	1:48.309	11.332
57	1:50.435	12.726
33	1:48.086	13.897
14	1:48.770	16.707
9	1:50.181	1 Lap
83	1:52.253	31.719
7	1:48.227	31.745
41	1:52.570	33.590
18	1:52.209	35.215
88	1:52.187	35.719
1	2:15.813	36.572
50	1:52.624	36.879
3	1:53.284	38.212
81	1:53.180	39.582
29	1:54.324	46.741
84	1:54.144	46.990
35	1:55.273	48.928
94	2:14.606	1:32.091

Lap 25

No	Lap Time	Gap
19	1:46.256	
12	1:46.564	5.633
99	1:47.305	7.848
6	1:47.642	8.927
69	1:48.523	13.599
93	1:49.425	14.157
33	1:49.112	16.753
14	1:49.111	19.562
57	1:55.284	21.754
68	3:41.172	3 Laps
9	1:49.523	1 Lap
7	1:46.600	32.089
83	1:53.264	38.727
1	1:48.541	38.857
41	1:53.257	40.591
18	1:52.412	41.371
88	1:52.481	41.944
50	1:52.636	43.259
3	1:52.910	44.866
81	1:52.189	45.515
84	1:53.622	54.356
29	1:55.128	55.613
35	1:55.073	57.745

Lap 26

No	Lap Time	Gap
19	1:45.585	
12	1:46.711	6.759
99	1:47.855	10.118
6	1:47.527	10.869
69	1:46.242	14.256
93	1:48.471	17.043
33	1:48.436	19.604
14	1:49.626	23.603
94	2:23.674	1 Lap
7	1:47.073	33.577
9	1:50.222	1 Lap
68	2:00.420	3 Laps
1	1:47.412	40.684
83	1:52.861	46.003
57	2:11.149	47.318
41	1:53.470	48.476
88	1:52.792	49.151
18	1:53.769	49.555
50	1:52.445	50.119
3	1:52.744	52.025
81	1:52.566	52.496
84	1:53.499	1:02.270
29	1:54.723	1:04.751
35	1:55.706	1:07.866

Lap 27

No	Lap Time	Gap
19	1:46.019	
12	1:47.016	7.756
99	1:46.840	10.939
6	1:47.347	12.197
69	1:46.312	14.549
93	1:48.191	19.215
33	1:48.594	22.179
14	1:48.371	25.955
7	1:46.118	33.676
94	2:01.703	1 Lap
9	1:50.551	1 Lap
1	1:47.543	42.208
57	1:51.432	52.731
68	1:59.189	3 Laps
83	1:54.203	54.187
88	1:52.373	55.505
41	1:53.837	56.294
18	1:52.857	56.393
50	1:53.110	57.210
3	1:53.457	59.463
81	1:53.020	59.497
84	1:53.637	1:09.888
29	1:54.835	1:13.567
35	1:55.779	1:17.626

Lap 28

No	Lap Time	Gap
19	1:46.169	
12	1:47.044	8.631
99	1:47.337	12.107
6	1:47.926	13.954
69	1:46.359	14.739
93	1:48.354	21.400
33	1:48.359	24.369
14	1:48.430	28.216
7	1:45.920	33.427
1	1:48.907	44.946
9	1:51.577	1 Lap
94	2:02.625	1 Lap
57	1:50.051	56.613
88	1:52.487	1:01.823
83	1:54.541	1:02.559
18	1:53.139	1:03.363
50	1:53.433	1:04.474
41	1:55.168	1:05.293
81	1:53.378	1:06.706
3	1:54.963	1:08.257
68	2:08.913	3 Laps
84	1:53.690	1:17.409
29	1:54.489	1:21.887
35	1:56.171	1:27.628

Lap 29

No	Lap Time	Gap
19	1:46.636	
12	1:47.224	9.219
99	1:47.106	12.577
6	1:47.843	15.161
69	1:47.556	15.659
93	1:48.005	22.769
33	1:48.469	26.202
7	1:46.661	33.452
14	2:01.467	43.047
1	1:48.160	46.470
9	1:49.951	1 Lap
57	1:50.061	1:00.038
88	1:52.867	1:08.054
83	1:55.018	1:10.941
18	1:54.407	1:11.134
50	1:53.822	1:11.660
94	2:03.814	1 Lap
41	1:54.593	1:13.250
81	1:53.280	1:13.350
3	1:53.612	1:15.233
84	1:53.726	1:24.499
29	1:55.830	1:31.081
35	1:56.563	1:37.555
68	2:21.640	3 Laps