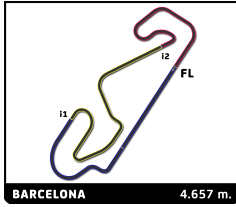


# LIGIER

## EUROPEAN SERIES



### Ligier European Series Barcelona Heat Qualifying Practice 2

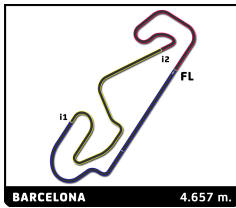
### Sector Analysis

Lap under Red Flag    Invalidated Lap    Personal Best    Session Best    B Crossing the pit lane

Lap	D	Time	Sector 1	Sector 2	Sector 3	T. Spd	Elapsed	Lap	D	Time	Sector 1	Sector 2	Sector 3	T. Spd	Elapsed		
<b>1</b>	<b>Team Virage</b> 1. Sebastien KAWPENG 2. Brandon MCCAUGHAN							Ligier JS P4 JS P4									
	1	1	2:06.349	46.766	45.748	33.835	153.6	2:06.349	6	2	1:46.231	31.851	42.646	31.734	243.2	11:22.565	
	2	1	1:48.595	32.872	43.181	32.542	246.6	3:54.944	7	2	2:00.220	B	32.288	43.157	44.775	242.2	13:22.785
	3	1	1:46.350	32.177	42.645	31.528	242.2	5:41.294									
	4	1	1:45.526	31.582	42.658	31.286	249.4	7:26.820									
	5	1	1:44.737	31.353	42.235	31.149	248.3	9:11.557									
	6	1	1:44.702	31.229	42.408	31.065	248.3	10:56.259									
	7	1	1:44.956	31.342	42.376	31.238	249.4	12:41.215									
	8	1	1:51.671	31.649	46.358	33.664	248.3	14:32.886									
	9	1	1:57.672	B	31.549	43.540	42.583	248.3	16:30.558								
<b>3</b>	<b>LR Motorsport</b> 1. Noah ROSSER 2. Andrea FRIZZA							Ligier JS2 R JS2 R									
	1	1	2:23.268	59.171	47.300	36.797	155.2	2:23.268									
	2	1	1:54.454	35.102	45.623	33.729	222.7	4:17.722									
	3	1	1:52.076	33.812	44.909	33.355	225.5	6:09.798									
	4	1	1:51.846	33.306	44.946	33.594	236.3	8:01.644									
	5	1	1:51.774	33.382	44.914	33.478	234.3	9:53.418									
	6	1	1:53.172	33.436	44.999	34.737	236.8	11:46.590									
	7	1	2:03.962	B	35.086	46.738	42.138	226.4	13:50.552								
<b>6</b>	<b>ANS Motorsport</b> 1. Ethan PHARAMOND 2. Mika ABRAHAMS							Ligier JS P4 JS P4									
	1	1	2:00.647	40.836	46.165	33.646	170.9	2:00.647									
	2	1	1:47.867	32.772	43.208	31.887	237.9	3:48.514									
	3	1	1:46.337	32.005	42.760	31.572	244.3	5:34.851									
	4	1	1:45.707	31.708	42.569	31.430	247.7	7:20.558									
	5	1	1:45.484	31.527	42.496	31.461	246.6	9:06.042									
	6	1	1:46.060	31.762	42.379	31.919	247.1	10:52.102									
	7	1	1:46.377	31.851	42.764	31.762	249.4	12:38.479									
	8	1	1:47.652	32.332	43.552	31.768	248.3	14:26.131									
	9	1	2:02.122	B	31.867	47.238	43.017	242.7	16:28.253								
<b>7</b>	<b>LR Motorsport</b> 1. Simone RICCITELLI 2. Pietro FERRI							Ligier JS P4 JS P4									
	1	1	2:02.376	43.408	46.069	32.899	171.7	2:02.376									
	2	1	1:49.210	32.694	44.125	32.391	242.7	3:51.586									
	3	1	1:45.836	31.532	42.839	31.465	243.8	5:37.422									
	4	1	1:44.687	31.205	42.236	31.246	246.0	7:22.109									
	5	1	1:45.647	31.052	42.252	32.343	249.4	9:07.756									
	6	1	1:45.129	31.186	42.369	31.574	247.7	10:52.885									
	7	1	1:53.743	35.242	45.713	32.788	250.0	12:46.628									
	8	1	1:59.145	B	31.367	43.245	44.533	244.9	14:45.773								
<b>9</b>	<b>ANS Motorsport</b> 1. Adrien BASTIDE 2. Arthur AEGERTER							Ligier JS P4 JS P4									
	1	2	2:22.285	55.525	48.711	38.049	156.3	2:22.285									
	2	2	1:53.043	35.201	45.002	32.840	200.0	4:15.328									
	3	2	1:47.401	32.241	42.893	32.267	246.0	6:02.729									
	4	2	1:46.922	31.898	42.978	32.046	244.3	7:49.651									
	5	2	1:46.683	31.944	42.754	31.985	243.2	9:36.334									
<b>12</b>	<b>ASM Motorsport</b> 1. Luis Carlos PEREZ GABEL 2. Sacha VANT PAD BOSCH							Ligier JS P4 JS P4									
	1	2	2:03.606	44.594	46.241	32.771	157.7	2:03.606									
	2	2	1:49.848	32.651	44.333	32.864	244.9	3:53.454									
	3	2	1:45.137	31.471	42.414	31.252	250.0	5:38.591									
	4	2	1:44.963	31.308	42.493	31.162	247.7	7:23.554									
	5	2	1:45.203	31.247	42.490	31.466	247.7	9:08.757									
	6	2	1:45.333	31.397	42.557	31.379	247.1	10:54.090									
	7	2	1:54.630	B	31.795	42.635	40.200	248.8	12:48.720								
<b>14</b>	<b>Team Virage</b> 1. Alex GARDNER 2. Simon SCHRANZ							Ligier JS P4 JS P4									
	1	2	3:44.698	2:22.068	48.519	34.111	154.3	3:44.698									
	2	2	1:48.706	32.997	43.752	31.957	240.0	5:33.404									
	3	2	1:45.385	31.614	42.596	31.475	242.2	7:18.789									
	4	2	1:45.128	31.471	42.334	31.323	245.5	9:03.917									
	5	2	1:47.454	31.461	42.389	33.604	243.8	10:51.368									
	6	2	1:52.445	31.839	48.302	32.304	242.7	12:43.813									
	7	2	1:48.277	31.541	42.947	33.789	244.3	14:32.090									
8	2	2:00.446	B	31.736	45.662	43.048	241.6	16:32.536									
<b>18</b>	<b>VSF Sports</b> 1. Maxime APARICIO 2. Anthony GHBAUDO							Ligier JS2 R JS2 R P/A									
	1	2	3:07.939	1:35.586	53.271	39.082	128.0	3:07.939									
	2	2	1:58.629	34.995	48.521	35.113	228.8	5:06.568									
	3	2	1:51.066	33.389	44.743	32.934	235.3	6:57.634									
	4	2	1:50.585	33.207	44.497	32.881	236.3	8:48.219									
	5	2	1:54.889	33.220	44.963	36.706	234.8	10:43.108									
	6	2	1:51.666	33.422	44.569	33.675	234.3	12:34.774									
	7	2	2:08.585	B	34.716	50.086	43.783	226.9	14:43.359								
<b>19</b>	<b>Trajectus Motorsport</b> 1. Vincent BOUTEILLER 2. Tomas POMPIDOU							Ligier JS P4 JS P4									
	1	2	2:21.493	50.750	52.318	38.425	158.8	2:21.493									
	2	2	1:52.811	35.394	45.017	32.400	191.2	4:14.304									
	3	2	1:45.519	31.539	42.875	31.105	243.2	5:59.823									
	4	2	1:43.967	31.180	41.964	30.823	245.5	7:43.790									
	5	2	1:43.816	31.106	41.925	30.785	243.8	9:27.606									
	6	2	1:48.774	31.382	44.361	33.031	244.3	11:16.380									
7	2	2:09.218	B	34.297	47.954	46.967	207.7	13:25.598									
<b>29</b>	<b>Pegasus Racing</b> 1. Kasparas VINGILIS 2. Jordan MEYER							Ligier JS2 R JS2 R									
	1	2	2:23.020	56.308	49.027	37.685	153.8	2:23.020									
	2	2	1:56.746	36.196	46.417	34.133	205.7	4:19.766									
	3	2	1:52.749	33.633	45.128	33.988	235.3	6:12.515									
	4	2	1:52.852	33.679	45.214	33.959	237.4	8:05.367									
	5	2	1:52.741	33.621	45.157	33.963	236.3	9:58.108									
	6	2	1:52.181	33.499	44.958	33.724	235.3	11:50.289									
7	2	1:56.406	33.732	46.822	35.852	236.8	13:46.695										

# LIGIER

## EUROPEAN SERIES



### Ligier European Series Barcelona Heat Qualifying Practice 2

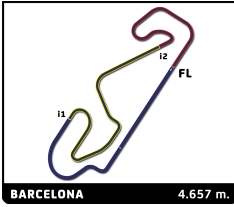
### Sector Analysis

Lap under Red Flag   Invalidated Lap   Personal Best   Session Best   Crossing the pit lane

Lap	D	Time	Sector 1	Sector 2	Sector 3	T. Spd	Elapsed	Lap	D	Time	Sector 1	Sector 2	Sector 3	T. Spd	Elapsed
<b>33</b> <b>Petrogold</b> 1.Jan Duran OLIVE 2.Scott MARSH Ligier JS P4															
8	2	2:02.656 <b>B</b>	33.825	45.667	43.164	233.8	15:49.351								
1	2	3:11.620	1:47.530	48.714	35.376	171.7	3:11.620								
2	2	1:50.867	33.052	44.891	32.924	242.2	5:02.487								
3	2	1:46.713	31.863	43.154	<b>31.696</b>	242.2	6:49.200								
4	2	1:46.535	<b>31.654</b>	42.684	32.197	243.2	8:35.735								
5	2	<b>1:46.209</b>	31.726	<b>42.629</b>	31.854	243.2	10:21.944								
6	2	1:46.271	31.718	42.809	31.744	246.6	12:08.215								
7	2	1:50.039	33.016	44.136	32.887	246.0	13:58.254								
8	2	1:55.540 <b>B</b>	31.942	43.187	40.411	242.2	15:53.794								
<b>35</b> <b>Veloso Motorsport</b> 1.Pedro MARREIROS 2.José MARREIROS Ligier JS2 R															
1	2	2:49.231	1:18.551	54.039	36.641	102.4	2:49.231								
2	2	2:08.295 <b>B</b>	35.116	48.642	44.537	232.3	4:57.526								
3	2	6:12.827	4:50.843	47.235	34.749	125.1	11:10.353								
4	2	1:53.478	33.814	45.672	33.992	233.8	13:03.831								
5	2	1:53.157	<b>33.610</b>	45.775	33.772	232.8	14:56.988								
6	2	<b>1:52.553</b>	33.662	<b>45.235</b>	<b>33.656</b>	231.8	16:49.541								
<b>41</b> <b>VSF Sports</b> 1.Daniel DALLAKYAN 2.Antonin BERNARD Ligier JS2 R															
1	1	3:04.510	1:34.239	53.448	36.823	146.5	3:04.510								
2	1	1:59.851	35.027	50.809	34.015	221.8	5:04.361								
3	1	1:50.427	33.102	44.436	32.889	235.3	6:54.788								
4	1	<b>1:49.737</b>	33.028	44.053	<b>32.656</b>	236.3	8:44.525								
5	1	1:50.787	<b>32.960</b>	<b>43.970</b>	33.857	234.8	10:35.312								
6	1	1:58.807 <b>B</b>	33.045	44.183	41.579	234.8	12:34.119								
<b>50</b> <b>Les Deux Arbres</b> 1.Jeremy LOISEL Ligier JS P4															
1	1	2:28.970	59.600	50.857	38.513	151.0	2:28.970								
2	1	2:02.399	35.702	48.557	38.140	233.8	4:31.369								
3	1	1:56.297	35.371	46.015	34.911	216.0	6:27.666								
4	1	<b>1:51.957</b>	33.255	44.904	<b>33.798</b>	241.1	8:19.623								
5	1	1:51.993	<b>33.240</b>	44.924	33.829	241.1	10:11.616								
6	1	1:52.472	33.273	45.090	34.109	241.1	12:04.088								
7	1	2:04.770	38.057	50.026	36.687	221.8	14:08.858								
8	1	1:53.015	33.778	<b>44.893</b>	34.344	237.4	16:01.873								
<b>57</b> <b>M Racing</b> 1.August THERBO 2.Cindy GUDET Ligier JS P4															
1	2	2:03.371	42.624	46.827	33.920	173.1	2:03.371								
2	2	1:49.834	32.808	44.297	32.729	244.9	3:53.205								
3	2	1:47.621	32.483	43.355	31.783	244.9	5:40.826								
4	2	1:46.884	31.630	43.014	32.240	247.7	7:27.710								
5	2	<b>1:46.214</b>	<b>31.528</b>	<b>42.910</b>	<b>31.776</b>	249.4	9:13.924								
6	2	1:46.529	31.734	42.938	31.857	246.6	11:00.453								
7	2	1:48.014	31.866	43.562	32.586	245.5	12:48.467								
8	2	1:47.786	31.824	<b>42.902</b>	33.060	245.5	14:36.253								
9	2	1:59.791 <b>B</b>	32.256	44.803	42.732	243.2	16:36.044								
<b>68</b> <b>M Racing</b> 1.Lawrence HERBOTS 2.Nathan HUET Ligier JS2 R															
1	2	2:14.100	46.792	49.725	37.583	157.0	2:14.100								
2	2	<del>1:55.739</del>	34.750	46.354	<del>34.635</del>	233.3	4:09.839								
3	2	<del>1:55.683</del>	33.895	46.148	<del>35.670</del>	231.8	6:05.522								
4	2	1:53.778	33.772	45.359	34.647	234.3	7:59.300								
5	2	<b>1:53.298</b>	<b>33.672</b>	45.587	<b>34.039</b>	235.8	9:52.598								
6	2	1:57.482	33.769	<b>45.034</b>	38.679	233.8	11:50.080								
7	2	2:51.222 <b>B</b>	1:08.260	58.083	44.879	148.4	14:41.302								
<b>81</b> <b>LR Motorsport</b> 1.Simone BIANCO Ligier JS2 R															
1	1	2:25.004	47.881	52.034	45.089	167.2	2:25.004								
2	1	1:52.943	34.347	45.193	33.403	235.8	4:17.947								
3	1	<b>1:50.024</b>	33.029	<b>44.102</b>	32.893	237.9	6:07.971								
4	1	1:50.266	33.077	44.103	33.086	238.9	7:58.237								
5	1	1:50.159	<b>32.999</b>	<b>44.278</b>	<b>32.882</b>	235.8	9:48.396								
6	1	2:04.633 <b>B</b>	34.514	50.259	39.860	208.5	11:53.029								
<b>83</b> <b>Trajectus Motorsport</b> 1.Charles LAMBERT Ligier JS2 R															
1	1	3:20.936	1:57.582	47.918	35.436	152.3	3:20.936								
2	1	1:52.240	34.077	44.979	33.184	230.8	5:13.176								
3	1	<b>1:50.448</b>	33.218	44.394	<b>32.836</b>	235.3	7:03.624								
4	1	1:50.500	<b>33.068</b>	44.474	32.958	233.8	8:54.124								
5	1	<del>1:50.334</del>	33.140	<b>44.228</b>	<del>32.963</del>	236.3	10:44.455								
6	1	1:51.876	33.146	44.390	34.340	239.5	12:36.331								
7	1	1:57.931 <b>B</b>	33.669	45.376	38.886	237.9	14:34.262								
<b>84</b> <b>Trajectus Motorsport</b> 1.Jack TABERY 2.Martin TABERY Ligier JS2 R															
1	1	4:30.314	2:59.369	52.987	37.958	154.3	4:30.314								
2	1	1:58.510	36.082	46.038	36.390	204.5	6:28.824								
3	1	1:53.676	34.150	45.627	33.899	233.3	8:22.500								
4	1	1:52.206	33.637	45.092	33.477	234.3	10:14.706								
5	1	1:51.854	33.480	44.983	33.391	235.3	12:06.560								
6	1	1:52.540	33.754	45.111	33.675	233.3	13:59.100								
7	1	<b>1:51.581</b>	<b>33.389</b>	<b>44.890</b>	<b>33.302</b>	234.8	15:50.681								
<b>88</b> <b>23Events Racing</b> 1.Marcus TERKILDSEN Ligier JS2 R															
1	1	2:01.436	40.352	46.987	34.097	163.4	2:01.436								
2	1	1:53.334	33.752	45.725	33.857	232.3	3:54.770								
3	1	1:50.531	33.370	44.274	32.887	238.9	5:45.301								
4	1	1:49.266	32.800	43.897	<b>32.569</b>	237.9	7:34.567								
5	1	<b>1:48.907</b>	<b>32.659</b>	<b>43.661</b>	32.587	238.4	9:23.474								
6	1	2:01.365 <b>B</b>	33.899	47.142	40.324	237.9	11:24.839								
<b>93</b> <b>Petrogold</b> 1.Christian GARDUÑO 2.Andrei DUNA Ligier JS P4															
1	2	3:29.682	1:58.801	53.346	37.535	165.4	3:29.682								
2	2	1:55.263	36.367	46.328	32.568	212.2	5:24.945								

# LIGIER

## EUROPEAN SERIES



### Ligier European Series Barcelona Heat Qualifying Practice 2

### Sector Analysis

Lap under Red Flag   Invalidated Lap   Personal Best   Session Best   B Crossing the pit lane

Lap	D	Time	Sector 1	Sector 2	Sector 3	T. Spd	Elapsed	Lap	D	Time	Sector 1	Sector 2	Sector 3	T. Spd	Elapsed
3	2	1:45.566	31.693	42.576	31.297	245.5	7:10.511								
4	2	1:44.807	31.397	42.232	31.178	247.7	8:55.318								
5	2	1:56.385	32.259	45.325	38.801	249.4	10:51.703								
6	2	1:47.189	32.686	42.826	31.677	222.2	12:38.892								
7	2	1:49.047	32.446	43.957	32.644	252.9	14:27.939								
8	2	1:45.718	31.617	42.334	31.767	245.5	16:13.657								

<b>94</b>	<b>Pegasus Racing</b>	Ligier JS2 R
	1. David CAUSSANEL	JS2 R AM
	2. Alain MEYER	

1	2	2:41.227	1:17.383	47.940	35.934	133.2	2:41.227
2	2	1:59.074	35.489	47.553	36.032	233.3	4:40.301
3	2	1:58.554	35.398	47.420	35.736	230.3	6:38.855
4	2	1:59.323	35.255	47.564	36.504	231.8	8:38.178
5	2	1:59.014	35.530	47.212	36.272	231.8	10:37.192
6	2	1:59.014	34.962	47.545	36.507	233.3	12:36.206
7	2	2:02.426	35.528	49.703	37.195	238.4	14:38.632
8	2	1:58.562	35.394	47.471	35.697	231.8	16:37.194

<b>99</b>	<b>Team Virage</b>	Ligier JS P4
	1. Marius KRISTIANSEN	JS P4
	2. Arnaud MALIZIA	

1	2	2:12.393	50.667	47.196	34.530	172.5	2:12.393
2	2	1:51.171	32.990	44.164	34.017	239.5	4:03.564
3	2	2:06.722 B	34.304	46.935	45.483	214.7	6:10.286