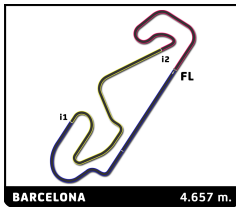


LIGIER

EUROPEAN SERIES



Ligier European Series Barcelona Heat Qualifying Practice 1

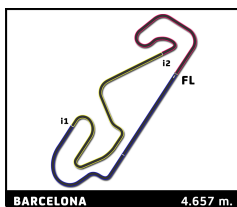
Sector Analysis

Lap under Red Flag Invalidated Lap Personal Best Session Best B Crossing the pit lane

Lap	D	Time	Sector 1	Sector 2	Sector 3	T. Spd	Elapsed	Lap	D	Time	Sector 1	Sector 2	Sector 3	T. Spd	Elapsed		
1	Team Virage 1. Sebastien KAWPENG 2. Brandon MCCAUGHAN							Ligier JS P4 JS P4	12	ASM Motorsport 1. Luis Carlos PEREZ CABEL 2. Sacha VAN'T PAD BOSCH							Ligier JS P4 JS P4
1	2	2:19.331	55.635	49.320	34.376	148.1	2:19.331	1	1	2:02.874	44.367	45.687	32.820	153.6	2:02.874		
2	2	1:51.687	33.446	44.957	33.284	209.3	4:11.018	2	1	1:48.039	32.513	43.415	32.111	237.4	3:50.913		
3	2	1:47.965	32.693	42.950	32.322	239.5	5:58.983	3	1	1:46.953	31.992	42.999	31.962	238.9	5:37.866		
4	2	1:45.824	31.593	42.797	31.434	244.9	7:44.807	4	1	1:47.050	32.275	43.001	31.774	240.0	7:24.916		
5	2	1:45.256	31.461	42.415	31.380	243.8	9:30.063	5	1	1:46.559	31.876	42.959	31.724	242.7	9:11.475		
6	2	3:10.108 B	47.999	1:21.827	1:00.282	216.4	12:40.171	6	1	2:40.636 B	32.616	1:11.097	56.923	242.7	11:52.111		
7	2	6:27.452	5:12.289	43.500	31.663	175.9	19:07.623										
8	2	1:45.542	31.470	42.652	31.420	243.8	20:53.165										
9	2	1:45.217	31.550	42.433	31.234	244.3	22:38.382										
3	LR Motorsport 1. Noah ROSSER 2. Andrea FRIZZA							Ligier JS2 R JS2 R	14	Team Virage 1. Alex GARDNER 2. Simon SCHRANZ							Ligier JS P4 JS P4
1	2	3:10.594	1:45.782	50.561	34.251	162.2	3:10.594	1	1	2:15.711	52.967	48.310	34.434	157.4	2:15.711		
2	2	4:53.136	33.904	45.842	33.390	233.3	5:03.730	2	1	1:52.630	34.008	45.431	33.191	238.9	4:08.341		
3	2	4:51.986	33.437	45.124	33.425	235.3	6:55.716	3	1	1:47.975	32.230	43.105	32.640	242.2	5:56.316		
4	2	4:51.952	33.442	45.001	33.509	231.3	8:47.668	4	1	4:45.845	31.745	42.450	31.620	246.0	7:42.131		
5	2	8:17.934 B	6:10.438	1:08.751	58.742	232.8	17:05.599	5	1	1:45.486	31.514	42.711	31.261	244.3	9:27.617		
								6	1	3:10.589 B	49.241	1:22.004	59.344	240.5	12:38.206		
								7	1	6:30.650	5:15.252	43.371	32.027	177.6	19:08.856		
								8	1	1:47.461	31.867	42.966	32.628	247.7	20:56.317		
								9	1	4:46.619	31.612	42.296	32.741	245.5	22:42.936		
6	ANS Motorsport 1. Ethan PHARAMOND 2. Mika ABRAHAMS							Ligier JS P4 JS P4	18	VSF Sports 1. Maxime APARICIO 2. Anthony GHIBAUDO							Ligier JS2 R JS2 R P/A
1	2	2:24.877	1:00.392	48.910	35.575	165.9	2:24.877	1	1	2:13.403	47.644	49.907	35.852	162.7	2:13.403		
2	2	1:51.580	33.919	44.284	33.377	232.8	4:16.457	2	1	1:56.975	36.501	46.809	33.665	194.6	4:10.378		
3	2	1:46.884	32.328	42.753	31.803	245.5	6:03.341	3	1	4:51.693	33.387	44.856	33.450	235.8	6:02.071		
4	2	1:49.264	32.146	42.702	34.416	246.0	7:52.605	4	1	4:52.911	33.534	45.792	33.585	235.3	7:54.982		
5	2	1:46.334	31.906	42.679	31.749	244.3	9:38.939	5	1	1:51.798	33.428	44.959	33.411	235.8	9:46.780		
6	2	3:07.673 B	43.664	1:20.158	1:03.851	179.4	12:46.612	6	1	3:26.847 B	1:08.759	1:19.703	58.385	78.0	13:13.627		
7	2	6:09.364	4:54.179	43.190	31.995	170.3	18:55.976	7	1	5:58.944	4:36.332	47.496	35.116	168.2	19:12.571		
8	2	1:46.304	32.107	42.680	31.514	241.6	20:42.277	8	1	1:52.045	33.506	45.134	33.405	237.4	21:04.616		
9	2	1:46.316	31.998	42.420	31.898	242.2	22:28.593	9	1	2:00.009 B	33.514	44.975	41.520	235.8	23:04.625		
7	LR Motorsport 1. Simone RICCIPELLI 2. Pietro FERRI							Ligier JS P4 JS P4	19	Trajectus Motorsport 1. Vincent BOUTELLER 2. Tomas POMPIDOU							Ligier JS P4 JS P4
1	2	2:10.039	50.674	46.311	33.054	166.4	2:10.039	1	1	2:06.914	45.211	47.662	34.041	144.8	2:06.914		
2	2	1:48.112	32.701	43.627	31.784	242.2	3:58.151	2	1	1:49.206	33.554	44.085	31.567	219.1	3:56.120		
3	2	1:46.055	31.516	42.947	31.592	243.8	5:44.206	3	1	1:45.466	31.748	42.419	31.299	241.6	5:41.586		
4	2	1:45.236	31.348	42.310	31.578	243.2	7:29.442	4	1	1:44.942	31.328	42.421	31.193	242.7	7:26.528		
5	2	1:45.223	31.355	42.435	31.433	241.6	9:14.665	5	1	1:47.277	31.332	42.475	33.470	243.8	9:13.805		
6	2	2:49.969 B	33.040	1:15.994	1:00.935	248.3	12:04.634	6	1	2:48.715 B	31.901	1:17.329	59.485	243.2	12:02.520		
								7	1	7:30.813	6:03.819	47.279	39.715	176.8	19:33.333		
								8	1	2:12.437	36.998	1:03.261	32.478	213.4	21:45.770		
								9	1	2:04.761 B	34.249	48.976	41.536	241.6	23:50.531		
9	ANS Motorsport 1. Adrien BASTIDE 2. Arthur AEGERTER							Ligier JS P4 JS P4	29	Pegasus Racing 1. Kasparas VINGILIS 2. Jordan MEYER							Ligier JS2 R JS2 R
1	1	2:25.557	1:02.463	48.035	35.059	170.3	2:25.557	1	1	2:37.764	1:10.859	50.428	36.477	157.0	2:37.764		
2	1	1:56.572	33.658	46.218	36.696	243.8	4:22.129	2	1	2:01.670	37.009	48.569	36.092	197.8	4:39.434		
3	1	1:55.509	33.111	43.903	38.495	242.2	6:17.638	3	1	1:53.525	33.842	45.593	34.090	234.8	6:32.959		
4	1	1:46.908	32.010	42.985	31.913	241.1	8:04.546	4	1	1:53.654	33.793	45.396	34.465	233.8	8:26.613		
5	1	1:48.410	31.861	42.668	33.881	242.7	9:52.956	5	1	2:29.625 B	33.755	47.401	1:08.469	233.8	10:56.238		
6	1	3:30.236 B	4:08.648	1:19.300	1:02.318	77.6	13:23.192										
7	1	5:35.031	4:18.993	43.839	32.199	171.4	18:58.223										
8	1	1:47.923	32.232	43.546	32.145	240.5	20:46.146										
9	1	1:46.793	32.099	42.922	31.772	241.6	22:32.939										

LIGIER

EUROPEAN SERIES



Ligier European Series Barcelona Heat Qualifying Practice 1

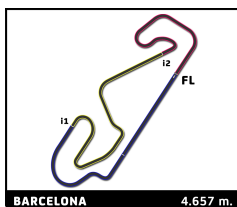
Sector Analysis

Lap under Red Flag Invalidated Lap Personal Best Session Best B Crossing the pit lane

Lap	D	Time	Sector 1	Sector 2	Sector 3	T. Spd	Elapsed	Lap	D	Time	Sector 1	Sector 2	Sector 3	T. Spd	Elapsed
33 Petrogold Ligier JS P4															
1.Jan Duran OLIVE JS P4															
2.Scott MARSH															
1	1	2:23.961	59.605	48.436	35.920	141.5	2:23.961	2	1	1:48.311	33.788	43.195	31.328	212.6	3:51.588
2	1	1:49.745	33.477	44.140	32.128	240.5	4:13.706	3	1	1:46.618	31.833	42.862	31.923	244.9	5:38.206
3	1	1:46.227	31.758	43.009	31.460	246.0	5:59.933	4	1	1:45.207	31.442	42.399	31.366	248.3	7:23.413
4	1	1:45.436	31.367	42.367	31.702	247.1	7:45.369	5	1	1:45.558	31.600	42.649	31.309	241.1	9:08.971
5	1	1:45.699	31.509	42.526	31.664	247.7	9:31.068	6	1	2:39.499 B	31.929	1:12.982	54.588	241.6	11:48.470
6	1	3:11.305 B	47.974	1:21.833	1:01.498	212.2	12:42.373	7	1	7:16.510	5:55.535	43.796	37.179	172.5	19:04.980
7	1	7:20.729	6:05.437	43.464	31.828	176.2	20:03.102	8	1	4:51.214 B	31.838	42.644	36.732	241.1	20:56.194
8	1	1:46.006	31.818	42.610	31.578	241.6	21:49.108								
9	1	1:53.404 B	31.718	42.553	39.133	244.3	23:42.512								
35 Veloso Motorsport Ligier JS2 R															
1.Pedro MARREIROS JS2 R P/A															
2.José MARREIROS															
1	1	2:46.972	1:14.267	53.322	39.383	161.4	2:46.972								
2	1	1:58.453	36.530	47.289	34.634	193.2	4:45.425								
3	1	1:54.688	34.538	45.648	34.502	227.8	6:40.113								
4	1	1:54.622	34.023	45.884	34.715	231.3	8:34.735								
5	1	2:23.283 B	34.382	54.064	54.837	230.8	10:58.018								
6	1	8:33.914	7:11.137	47.350	35.427	161.7	19:31.932								
7	1	1:55.169	34.139	46.802	34.228	232.8	21:27.101								
8	1	2:08.375 B	34.360	46.365	47.650	233.8	23:35.476								
41 VSF Sports Ligier JS2 R															
1.Daniel DALLAKYAN JS2 R															
2.Antonin BERNARD															
1	2	2:09.939	45.532	48.889	35.518	159.8	2:09.939								
2	2	1:54.927	35.306	45.827	33.794	230.8	4:04.866								
3	2	1:50.871	33.184	44.649	33.038	234.3	5:55.737								
4	2	1:52.047	33.405	44.368	34.274	234.8	7:47.784								
5	2	1:50.983	33.055	44.678	33.250	235.8	9:38.767								
6	2	3:18.963 B	1:01.560	1:19.209	58.194	78.3	12:57.730								
7	2	6:17.759	4:59.026	45.379	33.354	168.5	19:15.489								
8	2	1:51.237	33.095	44.651	33.491	237.4	21:06.726								
9	2	2:04.761 B	35.978	47.511	41.272	236.3	23:11.487								
50 Les Deux Arbres Ligier JS P4															
1.Jeremy LOISEL JS P4 AM															
1	1	2:25.589	51.851	53.538	40.200	160.0	2:25.589								
2	1	2:00.278	36.342	48.219	35.717	219.1	4:25.867								
3	1	1:55.520	34.123	46.108	35.289	237.4	6:21.387								
4	1	1:55.436	34.603	46.095	34.738	236.8	8:16.823								
5	1	2:22.094 B	33.857	45.720	1:02.517	238.4	10:38.917								
6	1	8:50.264	7:26.937	47.219	36.108	169.8	19:29.181								
7	1	1:53.573	33.569	45.436	34.568	240.0	21:22.754								
8	1	1:53.032	33.327	45.338	34.367	241.1	23:15.786								
57 M Racing Ligier JS P4															
1.August THERBO JS P4 P/A															
2.Cindy GUDET															
1	1	2:03.277	44.757	46.040	32.480	161.2	2:03.277								
58 M Racing Ligier JS2 R															
1.Lawrence HERBOTS JS2 R															
2.Nathan HUET															
1	1	2:17.032	52.319	49.833	34.880	154.3	2:17.032								
2	1	1:53.932	34.339	45.724	33.869	233.8	4:10.964								
3	1	1:52.094	33.809	44.850	33.435	238.4	6:03.058								
4	1	1:52.295	33.522	45.063	33.710	238.4	7:55.353								
5	1	1:56.567	33.466	44.906	37.195	239.5	9:50.920								
6	1	3:28.442 B	1:09.562	1:19.274	59.606	75.3	13:19.362								
7	1	5:48.036	4:28.508	46.020	33.508	168.5	19:07.398								
8	1	1:52.107	33.416	44.883	33.808	234.8	20:59.505								
9	1	1:52.019	33.366	45.159	33.494	236.8	22:51.524								
81 LR Motorsport Ligier JS2 R															
1.Simone BIANCO JS2 R															
1	1	3:09.133	1:48.827	46.428	33.878	167.7	3:09.133								
2	1	1:51.444	33.518	44.733	33.193	233.3	5:00.577								
3	1	1:50.578	33.244	44.245	33.089	235.3	6:51.155								
4	1	1:51.455	33.568	44.779	33.108	238.4	8:42.610								
5	1	2:40.361 B	36.997	1:04.007	59.357	232.3	11:22.971								
83 Trajectus Motorsport Ligier JS2 R															
1.Charles LAMBERT JS2 R															
1	1	2:38.016	1:13.470	48.611	35.935	161.4	2:38.016								
2	1	1:52.394	34.263	44.925	33.206	232.8	4:30.410								
3	1	1:51.201	33.450	44.542	33.209	234.3	6:21.611								
4	1	1:51.360	33.098	44.976	33.286	239.5	8:12.971								
5	1	2:00.459 B	33.254	44.401	42.804	234.3	10:13.430								
6	1	9:04.308	7:46.021	45.017	33.270	169.8	19:17.738								
7	1	1:50.876	33.247	44.604	33.025	237.4	21:08.614								
8	1	1:50.973	33.402	44.537	33.034	236.3	22:59.587								
84 Trajectus Motorsport Ligier JS2 R															
1.Jack TABERY JS2 R P/A															
2.Martin TABERY															
1	2	2:46.894	1:11.377	55.480	40.037	141.5	2:46.894								
2	2	2:09.276	42.321	51.667	35.288	147.1	4:56.170								
3	2	1:54.203	34.557	45.553	34.093	232.3	6:50.373								
4	2	1:53.965	34.513	45.663	33.789	233.8	8:44.338								
5	2	2:34.937 B	33.912	59.763	1:01.262	235.3	11:19.275								
6	2	8:04.537	6:43.043	46.861	34.633	161.9	19:23.812								
7	2	1:53.400	34.138	45.529	33.733	233.8	21:17.212								
8	2	1:52.975	33.854	45.268	33.853	237.9	23:10.187								
88 23Events Racing Ligier JS2 R															
1.Marcus TERKILDSEN JS2 R															
1	1	2:08.518	47.681	46.712	34.125	165.6	2:08.518								

LIGIER

EUROPEAN SERIES



Ligier European Series Barcelona Heat Qualifying Practice 1

Sector Analysis

Lap under Red Flag Invalidated Lap Personal Best Session Best B Crossing the pit lane

Lap	D	Time	Sector 1	Sector 2	Sector 3	T. Spd	Elapsed	Lap	D	Time	Sector 1	Sector 2	Sector 3	T. Spd	Elapsed
2	1	1:51.952	33.675	45.036	33.241	232.8	4:00.470								
3	1	1:49.796	33.160	43.869	32.767	234.8	5:50.266								
4	1	1:49.384	32.919	43.773	32.692	235.3	7:39.650								
5	1	1:56.497 B	32.936	44.471	39.090	234.8	9:36.147								
93 Petrogold 1.Christian GARDUÑO 2.Andrei DUNA								Ligier JS P4 JS P4							
1	1	2:24.437	1:00.026	48.514	35.897	154.7	2:24.437								
2	1	1:50.222	33.477	44.308	32.437	244.9	4:14.659								
3	1	1:47.511	31.734	43.322	32.455	248.8	6:02.170								
4	1	1:46.667	31.690	42.847	32.130	245.5	7:48.837								
5	1	1:46.852	31.959	42.888	32.005	248.8	9:35.689								
6	1	3:08.685 B	44.508	1:21.499	1:02.678	208.1	12:44.374								
7	1	7:19.661	6:04.188	43.602	31.871	179.4	20:04.035								
8	1	1:46.323	31.799	42.944	31.580	247.1	21:50.358								
9	1	1:46.083	31.448	42.934	31.701	248.8	23:36.441								
94 Pegasus Racing 1.David CAUSSANEL 2.Alain MEYER								Ligier JS2 R JS2 R AM							
1	1	2:38.834	1:11.407	51.797	35.630	153.0	2:38.834								
2	1	1:55.610	35.201	46.222	34.187	223.1	4:34.444								
3	1	1:53.615	33.923	45.607	34.085	232.3	6:28.059								
4	1	1:53.270	33.711	45.469	34.090	234.3	8:21.329								
5	1	2:23.617 B	33.650	45.515	1:04.452	233.3	10:44.946								
6	1	8:35.471	7:14.728	46.364	34.379	164.9	19:20.417								
7	1	1:52.974	33.775	45.245	33.954	236.8	21:13.391								
8	1	1:52.437	33.595	45.108	33.734	234.8	23:05.828								
99 Team Virage 1.Marius KRISTIANSEN 2.Arnaud MALIZIA								Ligier JS P4 JS P4							
1	1	2:23.870	57.859	49.463	36.548	132.8	2:23.870								
2	1	1:54.100	34.522	44.496	35.082	241.6	4:17.970								
3	1	1:56.152	32.059	42.742	41.351	243.2	6:14.122								
4	1	1:45.713	31.586	42.566	31.561	241.6	7:59.835								
5	1	1:48.691	31.551	42.588	34.552	247.1	9:48.526								
6	1	3:27.961 B	1:08.133	1:20.280	59.548	84.8	13:16.487								
7	1	5:54.548	4:38.480	43.535	32.533	176.8	19:11.035								
8	1	1:47.096	31.862	43.042	32.192	244.9	20:58.131								
9	1	1:46.608	32.053	42.608	31.947	241.6	22:44.739								