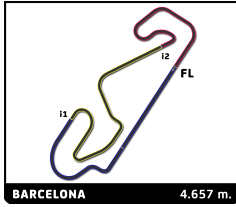


LIGIER

EUROPEAN SERIES



Ligier European Series Barcelona Heat Free Practice 1

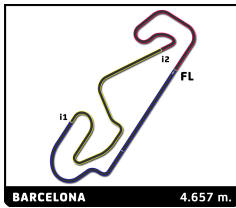
Sector Analysis

Lap under Red Flag Invalidated Lap Personal Best Session Best B Crossing the pit lane

Lap	D	Time	Sector 1	Sector 2	Sector 3	T. Spd	Elapsed	Lap	D	Time	Sector 1	Sector 2	Sector 3	T. Spd	Elapsed
1 Team Virage Ligier JS P4 1. Sebastien KAWPENG 2. Brandon MCCAUGHAN															
1	2	2:18.758	50.536	51.489	36.733	154.7	2:18.758	6	2	1:48.873	32.925	43.803	32.145	252.3	14:18.641
2	2	1:56.259	35.523	46.652	34.084	215.6	4:15.017	7	2	1:48.184	32.076	44.356	31.749	247.7	16:06.822
3	2	3:20.762	1:01.533	1:23.022	56.207	76.9	7:35.779	8	2	1:46.125	31.868	42.695	31.562	247.7	17:52.947
4	2	1:55.088	35.654	45.678	33.756	225.5	9:30.867	9	2	1:45.573	31.700	42.421	31.452	249.4	19:38.520
5	2	1:49.979	33.060	44.769	32.150	247.7	11:20.846	10	2	1:52.931 B	31.628	42.470	38.833	249.4	21:31.451
6	2	1:47.593	32.048	43.561	31.984	247.1	13:08.439	11	1	3:55.219	2:39.351	43.533	32.335	163.6	25:26.670
7	2	1:46.610	31.887	43.039	31.684	252.9	14:55.049	12	1	1:47.949	32.634	43.426	31.889	249.4	27:14.619
8	2	1:47.042	32.191	43.193	31.658	227.8	16:42.091	13	1	1:46.482	31.794	42.989	31.699	251.7	29:01.101
9	2	1:45.876	31.574	42.590	31.712	249.4	18:27.967	14	1	1:48.793	31.502	43.758	33.533	251.7	30:49.894
10	2	1:53.131 B	31.533	43.356	38.242	249.4	20:21.098	15	1	1:49.799	32.694	43.618	33.487	251.7	32:39.693
11	1	4:46.669	3:28.982	44.604	33.083	175.9	25:07.767	16	1	1:47.254	31.891	42.451	32.912	248.8	34:26.947
12	1	1:48.213	32.416	43.359	32.438	245.5	26:55.980	17	1	1:46.172	31.739	42.624	31.809	250.0	36:13.119
13	1	1:48.724	32.444	43.977	32.303	248.3	28:44.704	18	1	1:46.093	31.762	42.661	31.670	248.3	37:59.212
14	1	1:47.250	32.090	43.042	32.118	248.8	30:31.954	19	1	1:45.952	31.575	42.591	31.786	250.0	39:45.164
15	1	1:46.774	31.844	42.903	32.027	248.3	32:18.728	20	1	1:53.755 B	31.538	43.953	38.264	250.6	41:38.919
16	1	1:47.123	32.147	42.881	32.095	248.3	34:05.851								
17	1	1:46.829	31.882	42.789	32.158	247.7	35:52.680								
18	1	1:47.649	31.829	42.807	33.013	247.7	37:40.329								
19	1	1:47.940	32.267	43.281	32.392	250.6	39:28.269								
20	1	1:47.780	32.216	43.584	31.980	250.0	41:16.049								
7 LR Motorsport Ligier JS P4 1. Simone RICCITELLI 2. Pietro FERRI															
1	1	2:39.476	1:13.252	49.840	36.384	115.5	2:39.476	1	1	2:39.476	1:13.252	49.840	36.384	115.5	2:39.476
2	1	2:15.439	34.563	46.462	54.414	240.5	4:54.915	2	1	2:15.439	34.563	46.462	54.414	240.5	4:54.915
3	1	3:13.057	1:15.950	1:22.515	34.592	76.3	8:07.972	3	1	3:13.057	1:15.950	1:22.515	34.592	76.3	8:07.972
4	1	1:49.439	33.058	44.077	32.304	240.5	9:57.411	4	1	1:49.439	33.058	44.077	32.304	240.5	9:57.411
5	1	1:48.923	32.924	43.794	32.205	248.3	11:46.334	5	1	1:48.923	32.924	43.794	32.205	248.3	11:46.334
6	1	1:47.065	31.968	42.917	32.180	246.0	13:33.399	6	1	1:47.065	31.968	42.917	32.180	246.0	13:33.399
7	1	1:45.959	31.575	42.832	31.552	247.1	15:19.358	7	1	1:45.959	31.575	42.832	31.552	247.1	15:19.358
8	1	1:46.001	31.690	42.766	31.545	248.8	17:05.359	8	1	1:46.001	31.690	42.766	31.545	248.8	17:05.359
9	1	1:45.519	31.383	42.595	31.541	249.4	18:50.878	9	1	1:45.519	31.383	42.595	31.541	249.4	18:50.878
10	1	1:53.247 B	32.353	43.268	37.626	250.0	20:44.125	10	1	1:53.247 B	32.353	43.268	37.626	250.0	20:44.125
11	1	4:46.792	3:30.886	43.927	31.979	178.2	25:30.917	11	1	4:46.792	3:30.886	43.927	31.979	178.2	25:30.917
12	1	1:46.747	31.578	43.484	31.685	248.8	27:17.664	12	1	1:46.747	31.578	43.484	31.685	248.8	27:17.664
13	1	2:14.140 B	31.264	54.060	48.816	250.6	29:31.804	13	1	2:14.140 B	31.264	54.060	48.816	250.6	29:31.804
14	1	4:04.700	2:49.834	43.222	31.644	178.8	33:36.504	14	1	4:04.700	2:49.834	43.222	31.644	178.8	33:36.504
15	1	1:46.019	31.833	42.680	31.506	249.4	35:22.523	15	1	1:46.019	31.833	42.680	31.506	249.4	35:22.523
16	1	1:48.231	31.281	42.759	34.191	251.2	37:10.754	16	1	1:48.231	31.281	42.759	34.191	251.2	37:10.754
17	1	1:47.674	31.761	43.202	32.711	252.9	38:58.428	17	1	1:47.674	31.761	43.202	32.711	252.9	38:58.428
18	1	1:45.887	31.553	42.755	31.579	252.9	40:44.315	18	1	1:45.887	31.553	42.755	31.579	252.9	40:44.315
9 ANS Motorsport Ligier JS P4 1. Adrien BASTIDE 2. Arthur AEGERTER															
1	1	2:31.905	1:03.663	51.870	36.372	155.8	2:31.905	1	1	2:31.905	1:03.663	51.870	36.372	155.8	2:31.905
2	1	1:52.375	33.887	45.333	33.155	243.2	4:24.280	2	1	1:52.375	33.887	45.333	33.155	243.2	4:24.280
3	1	3:13.315	1:05.921	1:16.709	50.685	78.9	7:37.595	3	1	3:13.315	1:05.921	1:16.709	50.685	78.9	7:37.595
4	1	1:50.490	33.755	44.004	32.731	241.1	9:28.085	4	1	1:50.490	33.755	44.004	32.731	241.1	9:28.085
5	1	1:48.171	33.012	43.140	32.019	246.0	11:16.256	5	1	1:48.171	33.012	43.140	32.019	246.0	11:16.256
6	1	1:46.582	32.103	43.115	31.364	246.6	13:02.838	6	1	1:46.582	32.103	43.115	31.364	246.6	13:02.838
7	1	1:48.109	31.936	42.937	33.236	250.0	14:50.947	7	1	1:48.109	31.936	42.937	33.236	250.0	14:50.947
8	1	1:47.481	32.606	42.859	32.016	241.6	16:38.428	8	1	1:47.481	32.606	42.859	32.016	241.6	16:38.428
9	1	1:46.882	31.719	43.387	31.776	248.8	18:25.310	9	1	1:46.882	31.719	43.387	31.776	248.8	18:25.310
10	1	1:47.453	32.045	43.376	32.032	248.3	20:12.763	10	1	1:47.453	32.045	43.376	32.032	248.3	20:12.763
11	1	1:54.755 B	31.725	43.406	39.624	249.4	22:07.518	11	1	1:54.755 B	31.725	43.406	39.624	249.4	22:07.518
12	2	4:12.485	2:53.469	45.486	33.530	158.4	26:20.003	12	2	4:12.485	2:53.469	45.486	33.530	158.4	26:20.003
13	2	1:49.265	32.813	44.245	32.207	251.2	28:09.268	13	2	1:49.265	32.813	44.245	32.207	251.2	28:09.268
14	2	1:48.308	32.174	43.469	32.665	248.3	29:57.576	14	2	1:48.308	32.174	43.469	32.665	248.3	29:57.576
6 ANS Motorsport Ligier JS P4 1. Ethan PHARAMOND 2. Mika ABRAHAMS															
1	2	3:26.609	1:57.570	52.988	36.051	149.8	3:26.609								
2	2	2:47.302	36.678	1:11.428	59.196	196.0	6:13.911								
3	2	2:37.932	1:16.452	47.501	33.979	76.9	8:51.843								
4	2	1:50.237	33.120	44.533	32.584	245.5	10:42.080								
5	2	1:47.688	32.485	43.347	31.856	246.6	12:29.768								

LIGIER

EUROPEAN SERIES



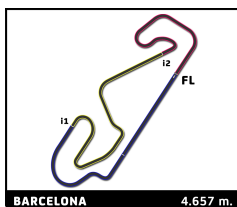
Ligier European Series Barcelona Heat Free Practice 1 Sector Analysis

Lap under Red Flag Invalidated Lap Personal Best Session Best Crossing the pit lane

Lap	D	Time	Sector 1	Sector 2	Sector 3	T. Spd	Elapsed	Lap	D	Time	Sector 1	Sector 2	Sector 3	T. Spd	Elapsed	
15	2	1:47.265	31.947	43.188	32.430	248.8	31:44.841									
16	2	1:47.534	31.974	43.197	32.363	249.4	33:32.375									
17	2	1:47.413	31.945	43.130	32.338	250.6	35:19.788									
18	2	1:50.178	32.045	42.876	35.257	249.4	37:09.966									
19	2	1:51.065	33.373	43.621	34.071	247.7	39:01.031									
20	2	1:48.333	32.371	43.398	32.564	250.6	40:49.364									
12			ASM Motorsport					Ligier JS P4	18			VSF Sports				Ligier JS2 R
			1.Luis Carlos PEREZ CABEL					JS P4				1.Maxime APARICIO				JS2 R P/A
			2.Sacha VANT PAD BOSH									2.Anthony GHIBAUDO				
1	1	2:23.730	56.920	51.635	35.175	143.6	2:23.730	1	1	3:18.124	1:37.190	59.848	41.086	95.5	3:18.124	
2	1	1:53.609	34.315	45.320	33.974	240.0	4:17.339	2	1	2:56.847	44.542	1:13.276	59.029	170.6	6:14.971	
3	1	3:20.051	59.849	1:23.025	57.177	96.4	7:37.390	3	1	2:47.452	1:16.121	53.238	38.093	64.0	9:02.423	
4	1	1:54.209	35.843	44.879	33.487	234.8	9:31.599	4	1	2:04.762	40.930	48.569	35.263	144.4	11:07.185	
5	1	1:49.867	32.683	45.058	32.126	248.8	11:21.466	5	1	1:54.140	34.155	46.159	33.826	235.8	13:01.325	
6	1	1:47.565	32.061	43.512	31.992	251.2	13:09.031	6	1	1:52.874	33.627	45.977	33.267	236.8	14:54.196	
7	1	1:47.526	31.946	43.619	31.961	251.2	14:56.557	7	1	1:52.970	33.097	45.361	34.512	240.0	16:47.166	
8	1	1:48.072	32.050	43.874	32.148	250.6	16:44.629	8	1	1:51.190	33.463	44.626	33.101	240.5	18:38.356	
9	1	1:46.710	31.786	42.925	31.999	249.4	18:31.339	9	1	1:51.457	33.121	45.114	33.222	239.5	20:29.813	
10	1	1:53.043 B	31.725	43.852	37.466	248.3	20:24.382	10	1	1:51.703	33.307	44.981	33.415	240.5	22:21.516	
11	2	3:43.815 B	2:21.127	44.104	38.584	150.6	24:08.197	11	1	1:57.737 B	33.334	45.243	39.160	237.9	24:19.253	
12	2	2:10.368	54.170	43.890	32.308	179.7	26:18.565	12	2	3:46.686	2:27.264	45.515	33.907	171.7	28:05.939	
13	2	1:47.793	32.376	43.313	32.104	248.8	28:06.358	13	2	1:52.830	33.766	45.178	33.886	236.3	29:58.769	
14	2	1:46.836	31.695	43.023	32.118	248.3	29:53.194	14	2	1:51.636	33.162	44.689	33.785	240.0	31:50.405	
15	2	1:47.211	32.175	43.181	31.855	246.0	31:40.405	15	2	1:52.212	33.390	45.115	33.707	239.5	33:42.617	
16	2	1:46.769	32.006	42.893	31.870	247.1	33:27.174	16	2	1:52.321	33.460	45.158	33.703	238.9	35:34.938	
17	2	1:47.564	32.096	43.433	32.035	247.1	35:14.738	17	2	1:59.148	33.766	44.909	40.473	236.8	37:34.086	
18	2	1:48.283	32.110	43.039	33.134	246.6	37:03.021	18	2	1:52.735	33.539	45.243	33.953	237.4	39:26.821	
19	2	1:48.157	32.677	43.290	32.190	250.0	38:51.178	19	2	1:52.949	33.354	45.525	34.070	240.5	41:19.770	
20	2	1:56.433 B	32.174	43.281	40.978	247.1	40:47.611	19			Trajectus Motorsport				Ligier JS P4	
			Team Virage					Ligier JS P4				1.Vincent BOUTEILLER				JS P4
			1.Alex GARDNER									2.Thomas POMPIDOU				
			2.Simon SCHRANZ						1	2	9:33.617	8:02.957	52.933	37.727	77.1	9:33.617
1	1	2:19.862	49.225	52.939	37.698	151.3	2:19.862	2	2	1:59.576	37.293	47.660	34.623	198.9	11:33.193	
2	1	1:58.722	36.612	46.298	35.812	220.0	4:18.584	3	2	1:50.473	33.741	44.185	32.547	242.7	13:23.666	
3	1	3:18.876	1:00.941	1:22.655	55.280	63.3	7:37.460	4	2	1:46.701	31.964	43.111	31.626	248.8	15:10.367	
4	1	1:58.132	36.631	46.727	34.774	240.5	9:35.592	5	2	1:45.095	31.599	42.380	31.116	245.5	16:55.462	
5	1	1:56.855	36.016	44.580	36.259	185.9	11:32.447	6	2	1:45.051	31.302	42.241	31.508	248.3	18:40.513	
6	1	1:50.951	34.140	44.170	32.641	240.0	13:23.398	7	2	1:45.455	31.479	42.612	31.364	250.6	20:25.968	
7	1	1:49.224	33.021	43.281	32.922	205.7	15:12.622	8	2	1:44.700	31.290	42.207	31.203	248.3	22:10.668	
8	1	1:46.315	31.945	42.646	31.724	248.8	16:58.937	9	2	1:44.531	31.277	42.107	31.147	247.7	23:55.199	
9	1	1:45.791	31.743	42.470	31.578	250.0	18:44.728	10	2	1:50.876 B	31.335	42.271	37.270	250.6	25:46.075	
10	1	1:46.043	31.556	42.867	31.590	251.7	20:30.741	11	1	1:46.480	3:01.377	43.225	31.878	179.1	30:02.555	
11	1	1:52.896 B	32.350	42.685	37.861	255.3	22:23.637	12	1	1:47.953	32.205	43.014	32.734	248.3	31:50.508	
12	2	4:41.599	3:25.233	44.075	32.291	177.3	27:05.236	13	1	1:46.476	31.722	42.930	31.824	248.8	33:36.984	
13	2	1:47.497	32.048	43.451	31.998	251.7	28:52.733	14	1	1:46.041	31.656	42.818	31.537	253.5	35:22.995	
14	2	1:48.421	32.834	43.529	32.058	250.6	30:41.154	15	1	1:48.202	31.457	42.712	34.033	253.5	37:11.197	
15	2	1:48.754	31.692	42.763	34.299	247.1	32:29.908	16	1	1:46.735	31.619	42.994	32.122	254.7	38:57.932	
16	2	1:45.923	31.870	42.607	31.446	246.0	34:15.831	17	1	1:51.099 B	31.428	42.665	37.006	248.8	40:49.031	
17	2	1:46.231	31.294	43.195	31.742	252.9	36:02.062	20			Trajectus Motorsport				Ligier JS P4	
18	2	1:47.944	31.533	42.681	33.700	248.8	37:49.976				1.Gabriel DOYLE-PARFAIT				JS P4	
19	2	1:48.395	31.509	43.932	32.954	250.6	39:38.371				2.Nickolas ELLIS					
20	2	1:45.975	31.703	42.560	31.712	247.1	41:24.346	1	1	2:54.335 B	1:03.586	58.634	52.115	145.7	2:54.335	
			Team Virage					Ligier JS P4	2	1	8:04.480 B	6:23.677	53.319	47.484	154.3	10:58.815
			1.Alex GARDNER						3	1	9:27.424	7:57.128	52.558	37.738	152.5	20:26.239
			2.Simon SCHRANZ						4	1	2:17.710 B	38.081	51.601	48.028	188.5	22:43.949
			1.Kasparas VINGILIS					Ligier JS2 R	29			Pegasus Racing				JS2 R
			2.Jordan MEYER									1.Kasparas VINGILIS				
			2.Jordan MEYER						1	1	2:52.637	1:17.947	54.833	39.857	134.0	2:52.637

LIGIER

EUROPEAN SERIES



Ligier European Series Barcelona Heat Free Practice 1

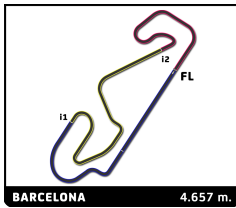
Sector Analysis

Lap under Red Flag Invalidated Lap Personal Best Session Best B Crossing the pit lane

Lap	D	Time	Sector 1	Sector 2	Sector 3	T. Spd	Elapsed	Lap	D	Time	Sector 1	Sector 2	Sector 3	T. Spd	Elapsed
2	1	2:26.405	37.249	49.321	59.835	196.4	5:19.042	13	1	4:50.604	3:25.861	48.077	36.666	76.1	30:47.351
3	1	3:09.590	1:22.880	1:11.063	35.647	70.4	8:28.632	14	1	1:58.458	35.711	47.586	35.161	222.2	32:45.809
4	1	1:57.274	34.772	47.216	35.286	236.3	10:25.906	15	1	1:57.333	34.303	46.932	36.098	241.1	34:43.142
5	1	1:59.226	35.507	48.996	34.723	238.9	12:25.132	16	1	1:57.947	34.502	47.090	36.355	238.9	36:41.089
6	1	1:57.635	36.501	46.767	34.367	203.0	14:22.767	17	1	1:56.171	34.733	46.541	34.897	235.8	38:37.260
7	1	1:54.257	33.897	45.977	34.383	240.5	16:17.024	18	1	1:55.656	34.783	46.441	34.432	221.3	40:32.916
8	1	1:53.534	33.945	45.462	34.127	237.9	18:10.558	41 VSF Sports Ligier JS2 R 1.Daniel DALLAKYAN JS2 R 2.Antonin BERNARD							
9	1	1:54.205	33.959	45.946	34.300	240.5	20:04.763	1	1	2:44.453	1:10.165	55.253	39.035	144.4	2:44.453
10	1	2:10.252	35.605	48.296	46.351	222.2	22:15.015	2	1	2:18.080	36.825	46.839	54.416	217.7	5:02.533
11	2	4:38.465	3:10.320	51.039	37.106	166.4	26:53.480	3	1	3:17.908	1:26.961	1:15.744	35.203	66.7	8:20.441
12	2	1:58.642	35.885	47.026	35.731	235.8	28:52.122	4	1	1:52.462	33.732	45.080	33.650	237.4	10:12.903
13	2	1:55.593	34.809	46.248	34.536	238.4	30:47.715	5	1	1:52.321	34.404	44.861	33.056	239.5	12:05.224
14	2	1:54.830	34.395	45.884	34.551	241.6	32:42.545	6	1	1:50.342	32.954	44.417	32.971	239.5	13:55.566
15	2	1:55.951	34.887	45.665	35.399	241.1	34:38.496	7	1	1:50.221	33.014	44.276	32.931	240.5	15:45.787
16	2	1:52.856	33.707	45.049	34.100	241.6	36:31.352	8	1	1:51.103	32.921	44.917	33.265	238.9	17:36.890
17	2	2:05.757	35.193	46.067	44.497	240.0	38:37.109	9	1	1:50.466	32.995	44.467	33.004	237.9	19:27.356
33 Petrogold Ligier JS P4 1.Jan Duran OLIVE JS P4 2.Scott MARSH							10	1	1:50.841	33.143	44.521	33.177	236.8	21:18.197	
1	1	2:32.413	1:00.919	53.640	37.854	135.2	2:32.413	11	1	1:59.168	33.417	44.850	40.901	236.8	23:17.365
2	1	2:08.713	38.668	48.583	41.462	186.2	4:41.126	12	2	3:45.385	2:25.222	46.017	34.146	170.6	27:02.750
3	1	3:14.339	1:14.234	1:19.577	40.528	78.3	7:55.465	13	2	1:53.426	33.840	45.878	33.708	237.4	28:56.176
4	1	1:55.894	36.911	45.596	33.387	186.2	9:51.359	14	2	1:54.935	33.665	46.064	35.206	238.9	30:51.111
5	1	1:55.893	35.277	44.077	36.539	221.8	11:47.252	15	2	1:53.343	34.004	45.579	33.760	235.8	32:44.454
6	1	1:47.278	32.523	42.924	31.831	223.6	13:34.530	16	2	1:52.969	34.139	45.101	33.729	241.1	34:37.423
7	1	2:02.588	35.198	47.059	40.331	207.3	15:37.118	17	2	1:53.329	33.789	45.012	34.528	238.4	36:30.752
8	1	5:23.546	4:00.346	48.170	35.030	168.7	21:00.664	18	2	1:52.800	34.224	45.054	33.522	234.8	38:23.552
9	1	1:52.635	33.918	45.023	33.694	243.8	22:53.299	19	2	1:52.434	33.771	45.088	33.575	237.9	40:15.986
10	1	1:51.434	33.167	44.624	33.643	243.8	24:44.733	50 Les Deux Arbres Ligier JS P4 1.Jeremy LOISEL JS P4 AM							
11	1	1:53.149	34.190	45.528	33.434	245.5	26:37.882	1	1	3:38.285	1:57.905	57.857	42.523	128.4	3:38.285
12	1	1:53.444	33.826	44.892	34.726	246.6	28:31.326	2	1	3:15.575	51.424	1:23.669	1:00.482	201.1	6:53.860
13	1	1:50.284	32.863	44.095	33.326	244.9	30:21.610	3	1	2:31.722	1:02.047	50.839	38.836	77.5	9:25.582
14	1	1:48.720	32.558	43.562	32.600	246.6	32:10.330	4	1	2:04.743	37.494	50.429	36.820	233.3	11:30.325
15	1	1:48.554	32.401	43.445	32.708	248.8	33:58.884	5	1	2:14.863	36.270	48.579	50.014	236.3	13:45.188
16	1	1:48.314	32.428	43.212	32.674	247.7	35:47.198	6	1	14:56.579	...	51.370	37.422	137.6	28:41.767
17	1	1:49.787	32.058	43.026	34.703	246.6	37:36.985	7	1	1:59.312	35.692	47.581	36.039	241.6	30:41.079
18	1	1:49.150	32.427	43.461	33.262	249.4	39:26.135	8	1	2:00.807	36.071	47.955	36.781	210.5	32:41.886
19	1	1:47.141	32.088	42.857	32.196	248.8	41:13.276	9	1	2:00.600	37.358	47.219	36.023	238.9	34:42.486
35 Veloso Motorsport Ligier JS2 R 1.Pedro MARREIROS JS2 R P/A 2.José MARREIROS							10	1	2:54.546	34.713	47.047	1:32.786	243.8	37:37.032	
1	2	2:53.325	1:19.239	54.628	39.458	139.4	2:53.325	11	1	2:01.349	36.201	47.731	37.417	226.9	39:38.381
2	2	2:24.368	37.114	49.362	57.892	201.5	5:17.693	12	1	2:01.943	36.368	48.358	37.217	224.5	41:40.324
3	2	3:16.379	1:23.284	1:16.077	37.018	71.4	8:34.072	57 M Racing Ligier JS P4 1.August THERBO JS P4 2.Cindy GUDET							
4	2	1:58.270	35.046	48.162	35.062	237.4	10:32.342	1	1	2:42.096	1:13.596	52.078	36.422	117.0	2:42.096
5	2	1:55.890	34.305	47.029	34.556	239.5	12:28.232	2	1	2:14.818	37.304	45.709	51.805	187.2	4:56.914
6	2	1:56.264	34.440	47.131	34.690	240.0	14:24.493	3	1	3:12.203	1:16.473	1:20.436	35.294	77.5	8:09.117
7	2	1:55.170	34.002	46.471	34.697	240.5	16:19.663	4	1	1:50.562	33.446	44.708	32.408	240.0	9:59.679
8	2	1:53.821	33.861	45.878	34.082	238.9	18:13.484	5	1	1:47.868	32.464	43.547	34.857	245.5	11:47.547
9	2	1:53.223	33.834	45.449	33.940	240.0	20:06.707	6	1	1:46.394	31.732	43.189	31.473	251.2	13:33.941
10	2	1:52.975	33.457	45.685	33.833	241.1	21:59.682	7	1	1:46.802	31.812	43.150	31.840	250.6	15:20.743
11	2	1:52.804	33.592	45.350	33.862	237.9	23:52.486								
12	2	2:04.261	35.313	46.431	42.517	238.4	25:56.747								

LIGIER

EUROPEAN SERIES



Ligier European Series Barcelona Heat Free Practice 1

Sector Analysis

Lap under Red Flag Invalidated Lap Personal Best Session Best B Crossing the pit lane

Lap	D	Time	Sector 1	Sector 2	Sector 3	T. Spd	Elapsed	Lap	D	Time	Sector 1	Sector 2	Sector 3	T. Spd	Elapsed
8	1	1:45.599	31.615	42.632	31.352	248.8	17:06.342	3	1	3:13.993	1:16.903	1:21.667	35.423	79.8	8:12.112
9	1	1:49.661	31.268	42.815	35.578	251.7	18:56.003	4	1	4:53.996	34.567	45.644	33.788	236.3	10:06.108
10	1	1:51.154	B 31.404	42.897	36.853	248.8	20:47.157	5	1	4:52.835	33.909	45.280	33.646	239.5	11:58.943
11	2	4:33.647	3:16.034	44.656	32.957	175.6	25:20.804	6	1	4:52.989	33.751	45.551	33.687	238.4	13:51.932
12	2	1:49.749	32.779	43.939	33.031	245.5	27:10.553	7	1	1:52.471	33.824	45.228	33.419	238.9	15:44.403
13	2	1:48.816	32.561	43.518	32.737	248.3	28:59.369	8	1	1:53.280	33.652	46.202	33.426	237.4	17:37.683
14	2	1:51.928	32.610	45.024	34.294	249.4	30:51.297	9	1	1:51.669	33.437	44.917	33.315	241.1	19:29.352
15	2	1:51.360	32.474	45.073	33.813	247.7	32:42.657	10	1	4:52.664	33.927	45.186	33.551	239.5	21:22.016
16	2	1:50.201	33.653	44.084	32.464	246.6	34:32.858	11	1	1:58.384	B 33.403	45.206	39.775	237.4	23:20.400
17	2	4:50.382	33.702	43.821	32.859	251.2	36:23.240	12	1	7:34.087	B 6:03.659	47.064	40.364	73.4	30:51.487
18	2	1:48.660	32.576	43.391	32.693	247.1	38:11.900	13	1	7:37.564	6:15.295	47.542	34.724	169.3	38:29.048
19	2	1:48.895	32.448	43.841	32.606	247.1	40:00.795	14	1	1:52.821	34.033	45.177	33.611	235.3	40:21.869

68 M Racing Ligier JS2 R
1.Lawrence HERBOTS JS2 R
2.Nathan HUET

1	1	2:45.648	1:14.216	53.982	37.450	120.4	2:45.648
2	1	2:26.933	36.285	49.214	1:01.434	217.3	5:12.581
3	1	3:16.783	1:27.489	1:12.796	36.498	66.7	8:29.364
4	1	4:56.952	35.065	47.258	34.629	236.3	10:26.316
5	1	4:54.399	34.494	45.978	34.140	242.7	12:20.625
6	1	1:53.947	34.066	45.792	34.089	236.3	14:14.572
7	1	1:55.237	34.174	46.604	34.459	235.8	16:09.809
8	1	1:54.124	33.986	45.985	34.153	236.8	18:03.933
9	1	2:01.053	B 34.429	45.655	40.969	237.4	20:04.986
10	2	4:23.498	2:55.378	50.380	37.740	169.0	24:28.484
11	2	2:03.752	36.787	49.169	37.796	232.3	26:32.236
12	2	2:00.756	35.643	48.225	36.888	234.3	28:32.992
13	2	1:58.921	35.454	47.857	35.610	235.3	30:31.913
14	2	4:58.324	34.738	47.374	36.242	235.3	32:30.234
15	2	2:00.767	35.167	47.449	38.151	234.8	34:31.001
16	2	4:59.683	35.837	47.601	36.245	230.8	36:30.684
17	2	1:59.820	35.764	47.731	36.325	233.8	38:30.504
18	2	1:57.997	34.696	46.852	36.449	235.8	40:28.501

69 Bretton Racing Ligier JS P4
1.Dan SKOCDOPOLE JS P4
2.Henrique OLIVEIRA

1	2	18:06.504	...	45.395	33.236	153.0	18:06.504
2	2	1:50.187	32.858	44.610	32.719	248.8	19:56.691
3	2	1:49.453	32.754	44.295	32.404	247.7	21:46.144
4	2	1:48.144	32.454	43.641	32.049	244.3	23:34.288
5	2	1:48.102	32.588	43.394	32.120	244.9	25:22.390
6	2	1:48.431	31.993	43.439	32.999	248.8	27:10.821
7	2	1:55.404	B 32.410	43.879	39.115	252.9	29:06.225
8	1	5:07.896	3:49.274	45.276	33.346	169.8	34:14.121
9	1	1:49.754	33.185	43.989	32.580	243.2	36:03.875
10	1	1:48.163	32.438	43.475	32.250	245.5	37:52.038
11	1	1:48.112	32.384	43.127	32.601	246.6	39:40.150
12	1	1:48.841	33.234	43.088	32.519	243.2	41:28.991

81 LR Motorsport Ligier JS2 R
1.Simone BIANCO JS2 R

1	1	2:44.196	1:14.651	52.225	37.320	118.4	2:44.196
2	1	2:13.923	36.313	46.548	51.092	235.8	4:58.119

83 Trajectus Motorsport Ligier JS2 R
1.Charles LAMBERT JS2 R

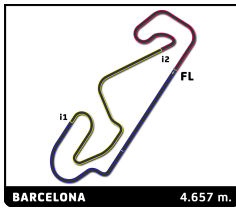
1	1	3:08.564	1:30.239	59.049	39.276	123.0	3:08.564
2	1	2:43.189	B 37.437	1:00.041	1:05.711	206.9	5:51.753
3	1	3:52.004	2:31.451	46.861	33.692	161.9	9:43.757
4	1	2:00.052	B 33.957	45.289	40.806	238.9	11:43.809
5	1	2:36.161	1:17.280	45.302	33.579	168.2	14:19.970
6	1	4:51.459	33.381	44.507	33.574	242.2	16:11.429
7	1	4:52.859	34.047	45.233	33.609	223.1	18:04.288
8	1	1:51.142	33.273	44.695	33.174	243.8	19:55.430
9	1	1:51.944	33.430	44.913	33.601	238.9	21:47.374
10	1	1:51.286	33.395	44.850	33.041	241.1	23:38.660
11	1	1:50.707	33.158	44.621	32.928	240.5	25:29.367
12	1	4:51.802	32.957	45.533	33.312	243.8	27:21.169
13	1	1:56.920	B 33.049	44.968	38.903	241.6	29:18.089
14	1	5:06.197	3:47.959	45.160	33.078	156.7	34:24.286
15	1	1:51.801	33.241	45.327	33.233	242.2	36:16.087
16	1	4:51.474	33.353	44.632	33.189	242.2	38:07.261
17	1	2:01.540	B 33.505	47.384	40.651	241.1	40:08.801

84 Trajectus Motorsport Ligier JS2 R
1.Jack TABERY JS2 R P/A
2.Martin TABERY

1	1	3:20.921	B 1:29.480	1:01.568	49.873	124.7	3:20.921
2	1	5:32.982	3:52.939	1:00.399	39.644	76.5	8:53.903
3	1	2:01.145	36.834	48.487	35.824	223.1	10:55.048
4	1	1:58.206	36.023	47.204	34.979	218.6	12:53.254
5	1	1:57.945	35.290	46.828	35.827	226.9	14:51.199
6	1	1:57.210	34.773	46.386	36.051	229.3	16:48.409
7	1	1:54.047	33.985	45.766	34.296	235.3	18:42.456
8	1	4:53.347	33.623	45.937	33.757	238.4	20:35.773
9	1	4:59.588	B 33.567	45.811	40.210	236.3	22:35.361
10	1	4:48.128	3:26.313	47.546	34.269	165.4	27:23.489
11	1	1:53.893	34.389	45.445	34.059	240.0	29:17.382
12	1	1:53.300	34.020	45.603	33.677	241.1	31:10.682
13	1	1:52.825	33.737	45.583	33.505	239.5	33:03.507
14	1	1:52.704	33.701	45.138	33.865	240.0	34:56.211
15	1	1:55.390	33.943	45.563	35.884	240.0	36:51.601
16	1	1:53.031	33.639	45.247	34.145	240.0	38:44.632
17	1	1:53.184	33.859	45.428	33.897	238.4	40:37.816

LIGIER

EUROPEAN SERIES



Ligier European Series

Barcelona Heat

Free Practice 1

Sector Analysis

Lap under Red Flag Invalidated Lap Personal Best Session Best B Crossing the pit lane

Lap	D	Time	Sector 1	Sector 2	Sector 3	T. Spd	Elapsed	Lap	D	Time	Sector 1	Sector 2	Sector 3	T. Spd	Elapsed
88 23Events Racing 1.Marcus TERKILDSEN Ligier JS2 R JS2 R								8 1 2:12.126 B 33.895 45.611 52.620 240.0 18:23.167							
9 2 4:14.002 2:45.407 50.664 37.931 163.9 22:37.169								10 2 2:04.839 37.347 50.034 37.458 225.9 24:42.008							
11 2 2:04.623 36.644 50.159 37.820 232.8 26:46.631								12 2 2:04.205 36.275 50.107 37.823 231.8 28:50.836							
13 2 2:03.881 35.908 50.177 37.796 235.3 30:54.717								14 2 2:01.704 35.847 48.713 37.144 236.3 32:56.421							
15 2 2:01.779 36.157 48.450 37.172 234.8 34:58.200								16 2 2:03.258 36.573 48.418 38.267 236.3 37:01.458							
17 2 2:02.283 36.240 48.659 37.384 232.3 39:03.741								18 2 2:00.612 35.930 47.963 36.719 235.8 41:04.353							
1 1 3:03.232 1:37.368 50.912 34.952 157.2 3:03.232															
2 1 2:18.044 34.249 45.865 57.927 237.9 5:21.273															
3 1 3:08.275 1:23.403 1:09.146 35.726 75.8 8:29.548															
4 1 1:53.174 34.198 45.410 33.566 241.6 10:22.722															
5 1 1:50.962 33.324 44.545 33.096 238.9 12:13.684															
6 1 1:50.964 33.355 44.533 33.076 240.0 14:04.648															
7 1 1:49.869 32.855 44.054 32.960 242.2 15:54.517															
8 1 1:49.726 32.774 44.036 32.916 241.6 17:44.243															
9 1 1:55.644 B 32.805 44.129 38.710 241.6 19:39.887															
10 1 4:02.826 2:44.420 45.068 33.338 169.5 23:42.713															
11 1 1:50.690 33.165 44.440 33.085 240.5 25:33.403															
12 1 1:50.501 32.823 44.631 33.047 241.6 27:23.904															
13 1 1:50.161 32.842 44.284 33.035 244.9 29:14.065															
14 1 1:50.532 33.157 44.254 33.124 239.5 31:04.597															
15 1 1:51.712 33.072 44.374 34.266 240.0 32:56.309															
16 1 1:50.773 33.227 44.362 33.184 238.9 34:47.082															
17 1 1:59.185 B 33.220 44.844 41.121 241.1 36:46.267															
18 1 3:46.921 2:26.968 45.710 34.243 161.0 40:33.188															
93 Petrogold 1.Christian GARDUÑO Ligier JS P4 2.Andrei DUNA JS P4								8 1 2:12.126 B 33.895 45.611 52.620 240.0 18:23.167							
9 1 1:47.835 31.436 43.636 32.763 252.9 16:45.769								9 2 4:14.002 2:45.407 50.664 37.931 163.9 22:37.169							
10 1 1:48.264 31.357 42.640 34.267 252.3 20:21.422								10 2 2:04.839 37.347 50.034 37.458 225.9 24:42.008							
11 1 1:55.819 B 31.625 42.525 41.669 249.4 22:17.241								11 2 2:04.623 36.644 50.159 37.820 232.8 26:46.631							
12 2 5:26.704 4:06.951 46.374 33.379 178.5 27:43.945								12 2 2:04.205 36.275 50.107 37.823 231.8 28:50.836							
13 2 1:49.921 33.048 44.042 32.831 244.9 29:33.866								13 2 2:03.881 35.908 50.177 37.796 235.3 30:54.717							
14 2 1:48.437 32.083 43.808 32.546 248.8 31:22.303								14 2 2:01.704 35.847 48.713 37.144 236.3 32:56.421							
15 2 1:48.467 32.085 43.967 32.415 248.8 33:10.770								15 2 2:01.779 36.157 48.450 37.172 234.8 34:58.200							
16 2 1:48.635 34.805 44.303 32.527 250.6 34:59.405								16 2 2:03.258 36.573 48.418 38.267 236.3 37:01.458							
17 2 1:50.423 33.392 43.597 33.434 253.5 36:49.828								17 2 2:02.283 36.240 48.659 37.384 232.3 39:03.741							
18 2 1:48.030 32.308 43.301 32.421 248.3 38:37.858								18 2 2:00.612 35.930 47.963 36.719 235.8 41:04.353							
19 2 1:47.480 31.634 43.024 32.822 251.7 40:25.338															
1 1 2:28.059 53.935 55.216 38.908 150.0 2:28.059															
2 1 2:12.255 B 37.762 49.290 45.203 220.0 4:40.314															
3 1 3:50.081 2:06.978 1:07.981 35.122 157.0 8:30.395															
4 1 1:53.457 34.062 46.224 33.171 241.1 10:23.852															
5 1 1:50.169 32.827 44.624 32.718 248.3 12:14.021															
6 1 1:49.137 32.334 44.188 32.615 250.6 14:03.158															
7 1 1:49.190 32.306 44.082 32.802 247.7 15:52.348															
8 1 1:48.473 32.322 43.552 32.599 247.7 17:40.821															
9 1 1:48.816 32.342 43.666 32.808 249.4 19:29.637															
10 1 1:54.889 B 32.196 43.716 38.977 248.8 21:24.526															
11 1 5:05.275 3:41.434 49.177 34.664 139.5 26:29.801															
12 1 1:51.097 32.741 45.020 33.336 247.1 28:20.898															
13 1 1:48.654 32.422 43.591 32.638 247.7 30:09.549															
14 1 1:49.298 32.954 43.611 32.733 251.7 31:58.847															
15 1 1:47.425 32.156 43.138 32.131 247.7 33:46.272															
16 1 1:49.226 32.078 44.177 32.974 251.2 35:35.498															
17 1 1:56.340 32.364 43.459 40.517 252.3 37:31.838															
18 1 1:48.087 32.213 43.397 32.477 248.3 39:19.925															
19 1 1:47.647 32.072 43.057 32.518 247.7 41:07.572															
94 Pegasus Racing 1.David CAUSSANEL Ligier JS2 R 2.Alain MEYER JS2 R AM															
1 1 2:56.699 1:17.433 1:01.520 37.746 132.4 2:56.699															
2 1 2:23.495 35.869 48.107 59.519 213.9 5:20.194															
3 1 3:09.875 1:23.109 1:10.526 36.240 73.8 8:30.069															
4 1 1:56.788 35.088 47.248 34.452 220.4 10:26.857															
5 1 1:55.827 34.885 46.606 34.336 241.6 12:22.684															
6 1 1:54.050 33.982 45.840 34.228 237.9 14:16.734															
7 1 1:54.397 34.027 46.142 34.138 237.9 16:11.041															