

DRIVERS BRIEFING NOTES V1

PORTIMAO 16 – 17 OCTOBER 2024

Pole position	RHS	Sporting regulations	V1
Grid formation	T12	Timetable	V2
Red flag line	In the ENDURANCE pit lane	Minimum pit stop time	CF art. 12.4.2
Race director signalling place (penalties)	RHS – control line	Pit window	Between 27°00'000 and 33°59'999
Chequered flag / end of SC procedure	control line	Scrutineering bay	In the paddock via the pit entry
Entering pit lane	After T15	Parc fermé	Inside team awning
Exiting pit lane respect white line at	LHS until SC2	Cars to scrutineers	Selected at the end of sessions
Speed limit in the pit lane	60 Kph	Safety openings on track	Orange
Safety car standby position	Pit exit	Safety car lights off	T12

The stewards will issue Bulletin 1.

PIT LANE PROCEDURES

1. Rotation to Ligier paddock and from the pit lane is as per the transfer map your teams have received.
2. Pit exit light must be respected. If light is off, assume red unless a Marshal waving green flag is present.
3. Speed in the pit lane is 60 Kph, from pit entry loop / boards to pit exit loop/boards.
4. After Chequered Flag, instruct your driver to slowdown and don't overtake any cars on track; come back into the pitlane. Cars selected by scrutineering will be instructed to evacuate the pit lane via the gate on the RHS at the pit entry to rejoin the parc fermé for additional checks. All other cars will rejoin the paddock exiting by the end of the pitlane on the RHS to be under parc fermé procedure in their awning.
5. At the end of session trolleys and team members must evacuate **the pit lane as soon as possible**, exiting on the RHS after the last pit garage.

RACE CONTROL

6. Race control is located at the 1st floor of the pit building. Access via the stairs near the organization office.
7. The steward's room is at the 1st Floor near the race control
8. the use of discord is

ON TRACK DRIVING STANDARDS & INCIDENT PROCEDURES – TRACK LIMITS

9. Once you are on a slowdown lap, please use your mirrors.
10. Double yellows also mean marshals are working on the track or trackside.
11. If you drive through a gravel bed do some brakes test and shake the car **on the track edges and outside the racing line**.
12. Light panels around the track have the same meaning as flags marshals. In case of any discrepancy the most restrictive signal will prevail.
13. Drivers must always use the track; the white line define the track edges; the kerbs are not part of the track.
14. Track limits will be always monitored by judges of facts and electronically at T1, T4 and T14.
15. During the practice and qualifying sessions each lap complete with track limits will be deleted.
16. For any track limit reported at **T15 we will delete the current and the next lap**.
17. Abuse of track limits will be reported to the stewards.
18. As soon the Safety car procedure is deployed all the cars have to slow down and the leader will lead the line of cars at 80 kph maximum to help the access of the Safety car on track.

RACES

19. When driving to the assembly area, drivers must always respect the instructions of the marshals and the Ligier staff
20. Cars late in the assembly area will start the race from the pit lane after the start of the race.
21. If a car is missing during the formation lap you must let the position empty.
22. If you stop during the formation lap and loose positions, you have until intermediate 2 to regain your position.
23. During the formation lap, from the moment cars are required to start the formation of the grid (T12) no more erratic moves are allowed; don't create gap with the car in front of you, you must keep the formation as tight as possible.
24. For the start of races, you must drive through the grid boxes to create 2 distinctives and parallel lines of cars.
25. It's allowed to move after the start signal and crossing the start line
26. Slower cars when being lapped should keep to the race line, as this makes it easier and more predictable for the overtaking car.

MANDATORY PIT STOP

27. To accomplish your mandatory pit stop, your car have to cross the pit entry loop between the 27°00'000 min and the 33°59'999 min.
28. Mandatory pit stop must be done in a safe manner, in accordance with the sporting regulations.
29. Pit stop times will be adjusted according to the crew composition, refer to the LES sporting Reg art 12.4.2.

END OFSESSIONS AND RACES

30. If the leader is not fighting for position on the last lap of the race, please leave space to the car in front of you, as this will be a huge help for the presentation of the chequered flag.



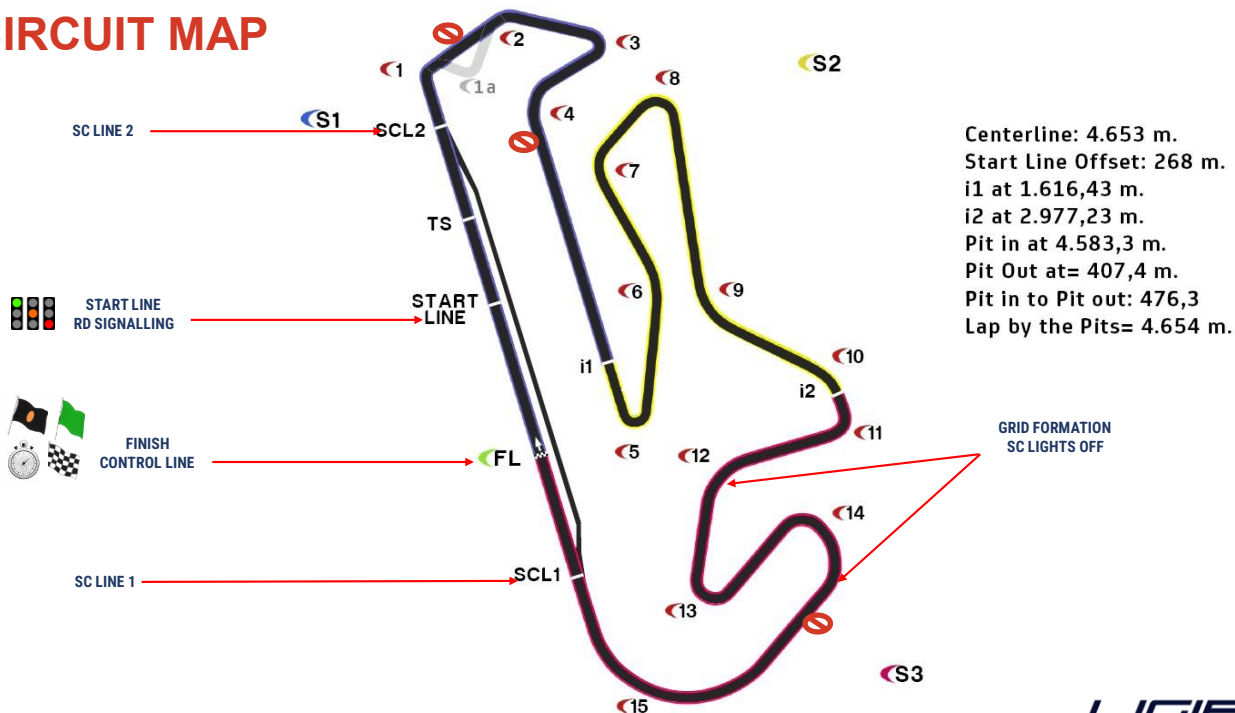
- 31. After taking the chequered flag, all cars will slow down immediately without overtaking cars anymore.
- 32. The parc fermé conditions will be applied to all cars. Cars to additional scrutineering will be announced on the pit wall radio and on the timing monitors.
- 33. At all times drivers must follow the instructions of the marshals.
- 34. Podium ceremonies will take place in the LES Paddock

PORTIMAO, 15/10/2024

Pauline SCHOOFs Ligier European Series Race Director




CIRCUIT MAP



2024 – DRIVER & TEAM MANAGER BRIEFING

LIGIER
EUROPEAN SERIES

PIT LANE DIAGRAM



2024 – DRIVER & TEAM MANAGER BRIEFING

LIGIER
EUROPEAN SERIES



LIGIER

EUROPEAN SERIES

WELCOME TO PORTIMAO

OFFICIALS

RACE CONTROL



Eduardo FREITAS
ELMS Race Director
+351 91 73 60 440



Gwen BOURCIER
MLMC Race Director
+33 (0)6 23 43 49 97



Pauline SCHOofs
LES Race Director



Yaiza BONET
Race Director Assistant



Pedro COUCEIRO
Safety Car Driver
+351 93 99 92 070

PIT LANE

TECHNICAL DELEGATES



Alban LEGARCON
ELMS Chief Pit Lane
+33 (0) 7 77 98 10 08



Lucien MONTE
LMC & LES Technical Delegate
+33 (0) 6 76 87 14 55

STEWARDS



Wim COOLS
LES Chairman of the Stewards



Astrid MARECHAL
LES 1st Member of the Stewards



Carol SLENZAK
Secretary of the Stewards



Yannick DALMAS
Driver Advisor
+33 (0)6 79 37 74 13

CHIEF MEDICAL



Bruno FRANCESCHINI
Doctor
+33 (0)6 14 46 57 30

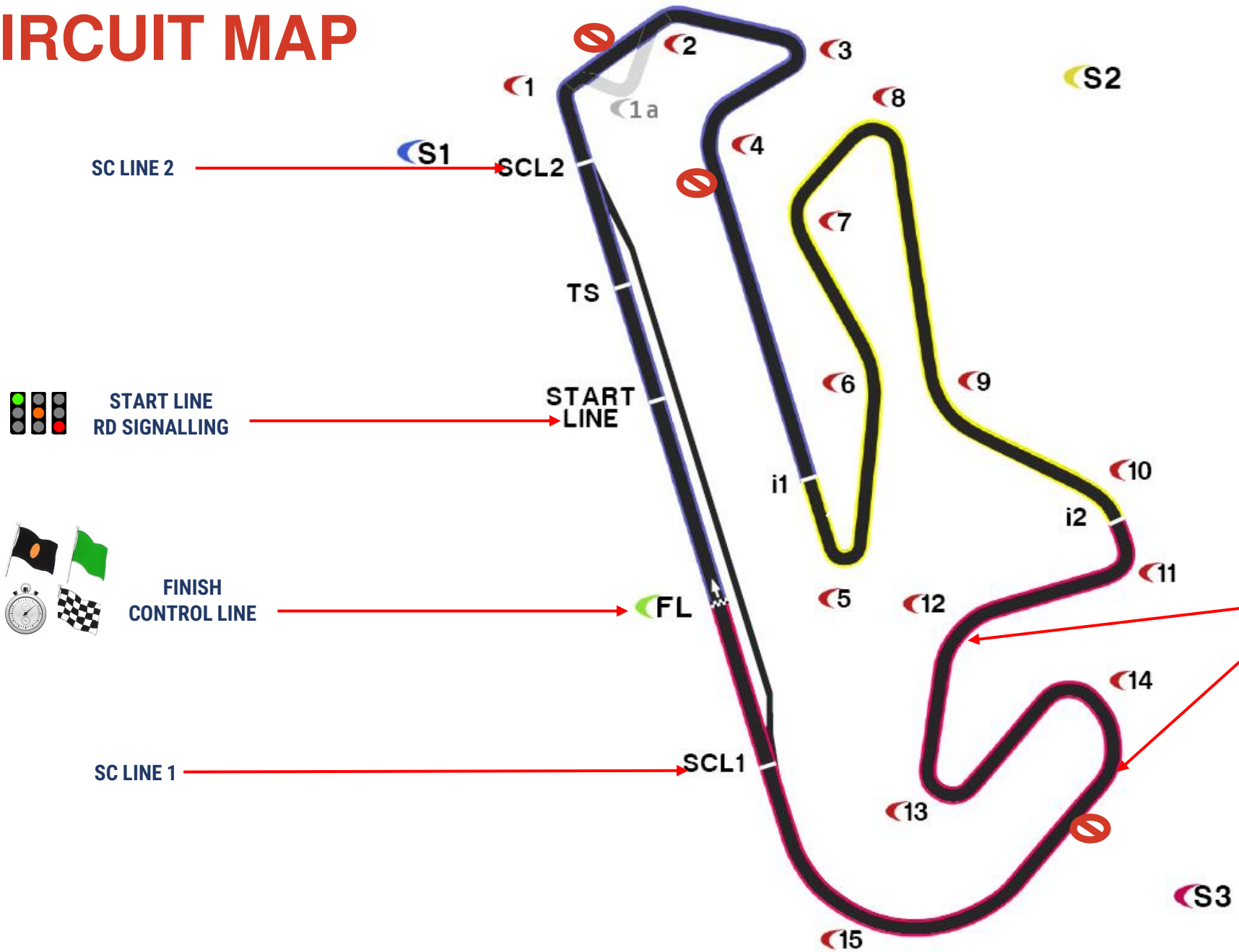
TIMEKEEPING

Andrea Rapi

NATIONAL OFFICIALS

- COC: Ana Beatriz Aguas
- Steward: Paula Rodrigues

CIRCUIT MAP



Centerline: 4.653 m.
Start Line Offset: 268 m.
i1 at 1.616,43 m.
i2 at 2.977,23 m.
Pit in at 4.583,3 m.
Pit Out at= 407,4 m.
Pit in to Pit out: 476,3
Lap by the Pits= 4.654 m.

 START LINE RD SIGNALLING

 FINISH CONTROL LINE

GRID FORMATION
SC LIGHTS OFF

PIT LANE DIAGRAM



START LINE

CONTROL LINE
FINISH LINE / SC RESTART



SC LINE 1



SC LINE 2



END PIT SPEED LIMIT



SPEED LIMIT

PIT ENTRY – SC LINE 1



PIT ENTRY – SPEED LIMIT – WORKING LIMIT



PIT LANE AREAS



PIT EXIT – END OF THE SPEED & WORKING LIMIT



MANDATORY PIT STOP – LES SPORTING RGS ART 12.4.2


IN



OUT




PIT EXIT ROAD




PIT EXIT ROAD – SC LINE 2



MARSHAL POST – DIGIPANELS – EXTINGUISHERS



TRACK LIMITS



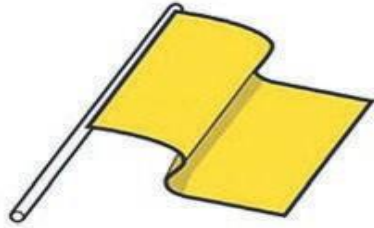
TRACK LIMITS = LAP DELETED
TRACK LIMITS T15 = LAST&NEXT LAP DELETED
ABUSE OF TL = REPORTED TO STEWARDS

10-19-2023 Qui 16:05:28 (S)



Camera 28

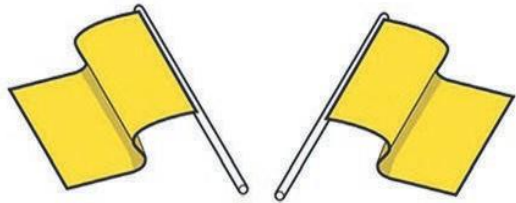
FULL COURSE YELLOW



+




TEAM MANAGERS : COUNTDOWN ON THE PIT WALL RADIO 10 > 0
DRIVERS : KEEP THE SAME GAP TO THE CAR IN FRONT AND BEHIND
SPEED LIMIT 80kph



DOUBLE YELLOW WAVED AT THE PLACE OF THE INCIDENT - INTERVENTION

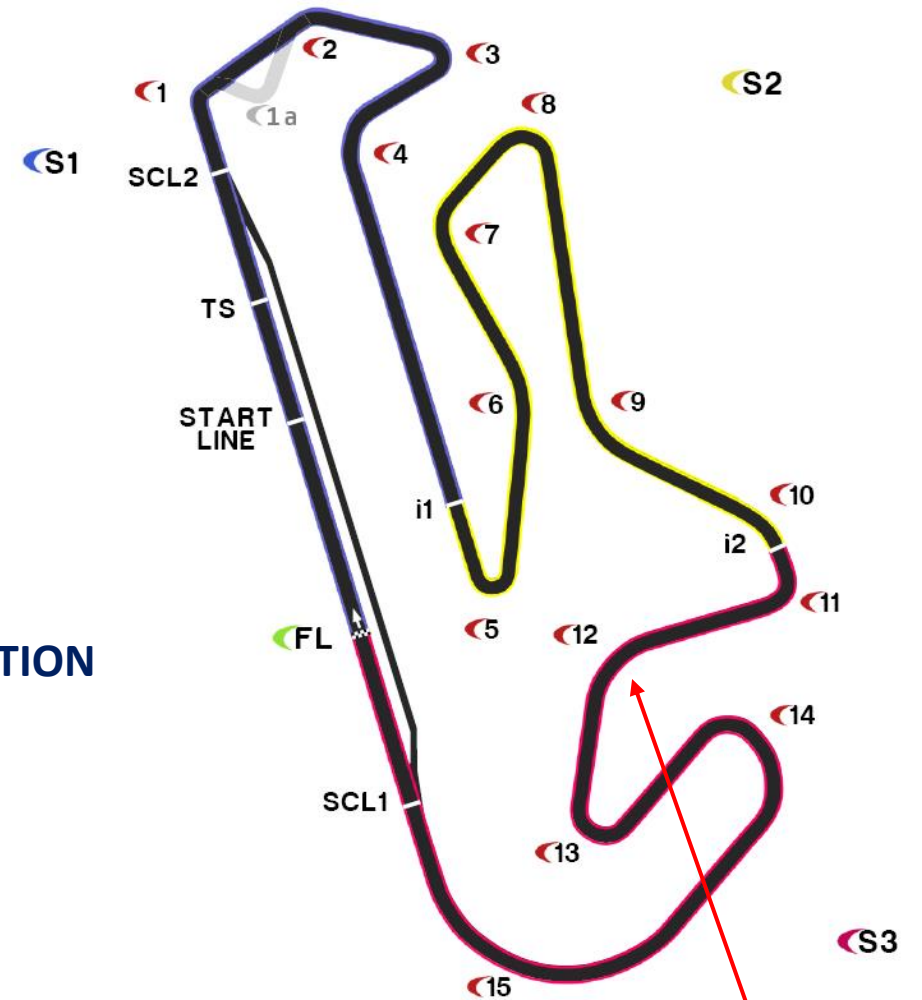
RED FLAG PROCEDURES FOR ALL SESSIONS



- RD will announce RED FLAG on radio
- All cars must reduce the speed to 80 Kph & head to the pit lane
- Practices and Qualifying rejoin the pit lane
- RACES Rejoin the pit lane and stay in the FAST LANE under PARC FERME conditions until RD signal on the radio

START PROCEDURE – LIGHTNED

- CHECK THE STARTING TIME TABLE AND RESPECT IT !
- PIT EXIT GREEN – GREEN FLAG = START OF THE FORMATION LAP
- GRID POSITIONNING TAKE PLACE EXITING T12= STOP WEAVING !
- PACE CAR RETURNS INTO THE PIT LANE = CARS KEEP THE GRID FORMATION AS TIGHT A POSSIBLE
- DRIVE THROUGH THE GRID BOXES
- START SIGNAL IS GIVEN = DON'Y OVERTAKE BEFORE THE LINE
- IN CASE OF A PROBLEM YELLOW ON START GANTRY = EXTRA FORMATION LAP (CARS WILL DO ANOTHER FORMATION LAP – RACE COUNTDOWN START WHEN THE CARS ARE CROSSING THE START LINE AT THE 1ST TIME)

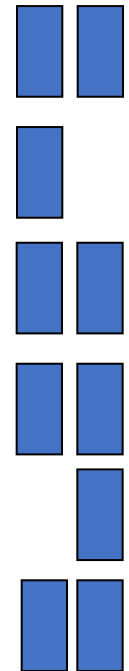


POSITIONNING 2X2

FORMATION AT RACE START- FROM T12

ISSUES DURING FORMATION LAP REGAIN YOUR POSITION BEFORE INTER 2
OTHERWISE START FROM THE BACK OF THE GRID

2 LINES THROUGH GRID BOXES IF A CAR IS MISSING THE GAP HAS TO BE RESPECTED



IF A CAR IS MISSING – THE GAP HAS TO BE RESPECTED

RACE START – ALIGNMENT

TWO LINES OF CARS THROUGH GRID BOXES



RACE START – START LIGHTS – RD SIGNALING

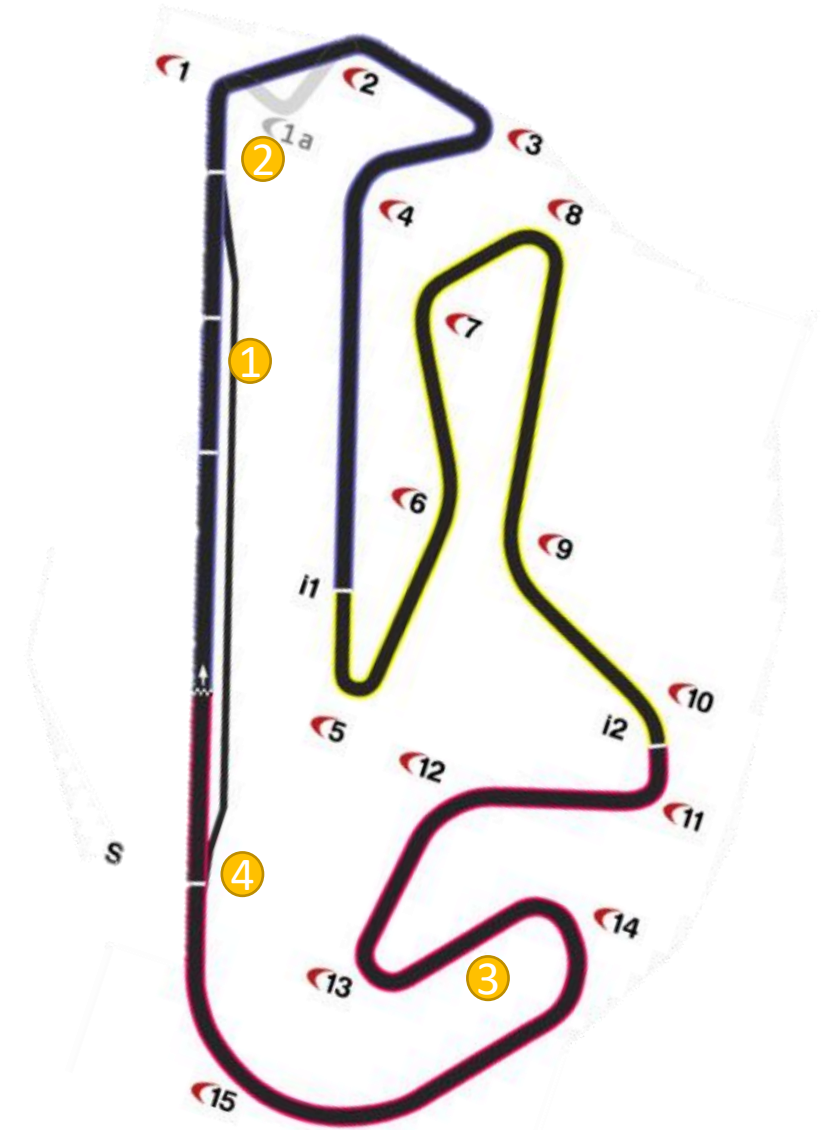


**DRIVE
THROUGH**

**NO OVERTAKING BEFORE RACE START SIGNAL - RED LIGHTS OFF -
AND CROSSING THE START LINE**

SC PROCEDURE – YELLOW FLAGS AND SC BOARDS

1. SC IN STANDBY POSITION AT PIT EXIT
2. ENTERS ON TRACK BY PIT EXIT ROAD
3. SWITCH ITS YELLOW LIGHTS BETWEEN T12 AND T13
4. SC WILL EXIT THE TRACK BY THE PIT ENTRY
 - DON'T OVERTAKE THE SC BEFORE THE SC LINE 1 AT THE PIT ENTRY
 - SC LIGHTS ON = FOLLOW IT EVERYWHERE (PITLANE- ESCAPE ROAD...safety car by the pit: board at T14)
 - OVERTAKING ONLY ALLOWED AFTER CROSSING THE FINISH/CONTROL LINE



FINISH/CONTROL LINE – SC RESTART LINE –CHEQUERED FLAG




END OF SESSION - PADDOCK AND SCRUTINEERING ACCESS

**PARC FERME CONDITIONS
UNDER TEAM AWNINGS**



**ALWAYS FOLLOW
MARSHALS & ELMS
STAFF INSTRUCTIONS!**

TRANSFER MAP



GENERAL INFORMATION



TIMETABLE V2



LES SPORTING REGULATIONS V1

- Discord should be online 10min prior the session
- Discord pseudo for the Team Manager NUMBER OF CAR_NAME OF THE TEAM
- Discord pseudo for other team members : NAME OF THE TEAM_NAME OF THE PERSON
- Pit wall radio will be tested 5mins before each session
- Race control access via Pit lane and Race Control Tower



TRACK LIMITS COUNTER PAGE 6



**SCRUTINEERING IN THE Paddock
STEWARDS AT 1ST FLOOR ROOM 117**

**QUESTIONS ?
ENJOY YOUR WEEKEND !**