

## DRIVERS BRIEFING NOTES V1 MUGELLO 26-28 SEPTEMBER 2024

Pole position	RHS	Sporting regulations	V1
Grid formation	T11-T12	Timetable	V3
Red flag line	In the pit lane	Minimum pit stop time	CF art. 12.4.2
Race director signalling place (penalties)	RHS – control line	Pit window	Between 27°00'000 and 33°59'999
Chequered flag / end of SC procedure	Control line	Scrutineering bay	In the pit lane garage 1
Entering pit lane	After T1	Parc fermé	Inside team awning
Exiting pit lane respect white line at	LHS until SC2	Cars to scrutineers	Selected at the end of session
Speed limit in the pit lane	60 Kph	Safety openings on track	Orange
Safety car standby position	At pit exit	Safety car lights off	T11- T12

### PIT LANE PROCEDURES

1. Rotation to Ligier paddock and from the pit lane is as per the transfer map your teams have received.
2. Pit exit light must be respected. If light is off, assume red unless a Marshal waving green flag is present.
3. Speed in the pit lane is 60 Kph, from pit entry loop / boards to pit exit loop/boards.
4. After Chequered Flag NO DECELERATION LAP evacuate **the pit lane as soon as possible**, exiting on the RHS after the last pit garage for the practice session. After qualifying and the races, cars selected by scrutineers will exit the pit lane by the beginning of the pit lane through the gate on the RHS. The rest of the cars will evacuate the pit lane by the end of the pit lane on the RHS.

### RACE CONTROL

5. Race control is located at the 1<sup>st</sup> floor of the pit building. Access via the stairs in the paddock; Race director office is number 3.
6. The steward's room is at the 1<sup>st</sup> Floor near the race control, room number 1

### ON TRACK DRIVING STANDARDS & INCIDENT PROCEDURES – TRACK LIMITS

7. Once you are on a slowdown lap, please use your mirrors.
8. Double yellows also mean marshals are working on the track or trackside.
9. If you drive through a gravel bed do some brakes test and shake the car **on the track edges and outside the racing line**.
10. Light panels around the track have the same meaning as flags marshals. In case of any discrepancy the most restrictive signal will prevail.
11. Drivers must always use the track; the white lines define the track edges; the kerbs are not part of the track.
12. Track limits will be always monitored by judges of fact and electronically at T5, T11 and T14.
13. During the practice and qualifying sessions each lap containing breaches of track limits will be deleted.
14. For any track limit reported at **T15 we will delete the current and the next lap**.
15. Abuse of track limits will be reported to the stewards.

## RACES

---

16. When driving to the assembly area, drivers must always respect the instructions of the marshals and the Ligier staff
17. Cars late in the assembly area will start the race from the pit lane after the start of the race.
18. If a car is missing during the formation lap you must leave the position empty.
19. If you stop during the formation lap and lose positions, you have until intermediate 2 to regain your position.
20. During the formation lap, from the moment cars are required to start the formation of the grid (T16) no more erratic moves are allowed; don't create a gap to the car in front of you, you must keep the formation as tight as possible.
21. For the start of races, you must drive through the grid boxes to create 2 distinctives and parallel lines of cars.
22. It's allowed to move after the start signal and crossing the start line
23. Slower cars when being lapped should keep to the race line, as this makes it easier and more predictable for the overtaking car.

## MANDATORY PIT STOP

---

24. To accomplish your mandatory pit stop, your car has to cross the pit entry loop between the 27"00"000 min and the 33"59"999 min.
25. Mandatory pit stop must be done in a safe manner, in accordance with the sporting regulations.
26. Pit stop times will be adjusted according to the crew composition, refer to the LES sporting Reg art 12.4.2.

## END OF SESSIONS AND RACES

---

27. If the leader is not fighting for position on the last lap of the race, please leave space to the car in front of you, as this will be a huge help for the presentation of the chequered flag.
28. After taking the chequered flag, all cars will slow down immediately (NO deceleration lap) to drive through the endurance pit lane and re-join the Ligier paddock, the parc fermé conditions will be applied to all cars. Cars for additional scrutineering will be announced on the pit wall radio and on the timing monitors.
29. At all times drivers must follow the instructions of the marshals.
30. Podium ceremonies will take place in the LES Paddock

MUGELLO, 26/09/2024

**Ronnie Søgård Andersen, Ligier European Series Race Director**



**LIGIER**  
**EUROPEAN SERIES**

# ROUND 05 MUGELLO



# WHO ARE YOU AND WHERE IS PAULINE?



# ROUND 05 MUGELLO



# OFFICIALS

## RACE CONTROL



Eduardo FREITAS



Gwen BOURCIER



Ronnie ANDERSEN



Yaiza BONET

## SC & LEADNG



Pedro COUCEIRO  
Safety Car Driver



Yannick DALMAS  
Driver Advisor



Gwendal OHLMANN  
ACO Safety Car Driver

## TECHNICAL DELEGATES



Lucien MONTE

## PIT LANE



Brian BAILEY



Sébastien CHARREAU



Alban LEGARCON

## CHIEF MEDICAL



Bruno FRANCESCHINI  
Doctor

## TIMEKEEPING

Andrea Rapi

## STEWARDS



Wim COOLS  
LES Chairman of the Stewards



Astrid MARECHAL  
LES 1st Member of the Stewards



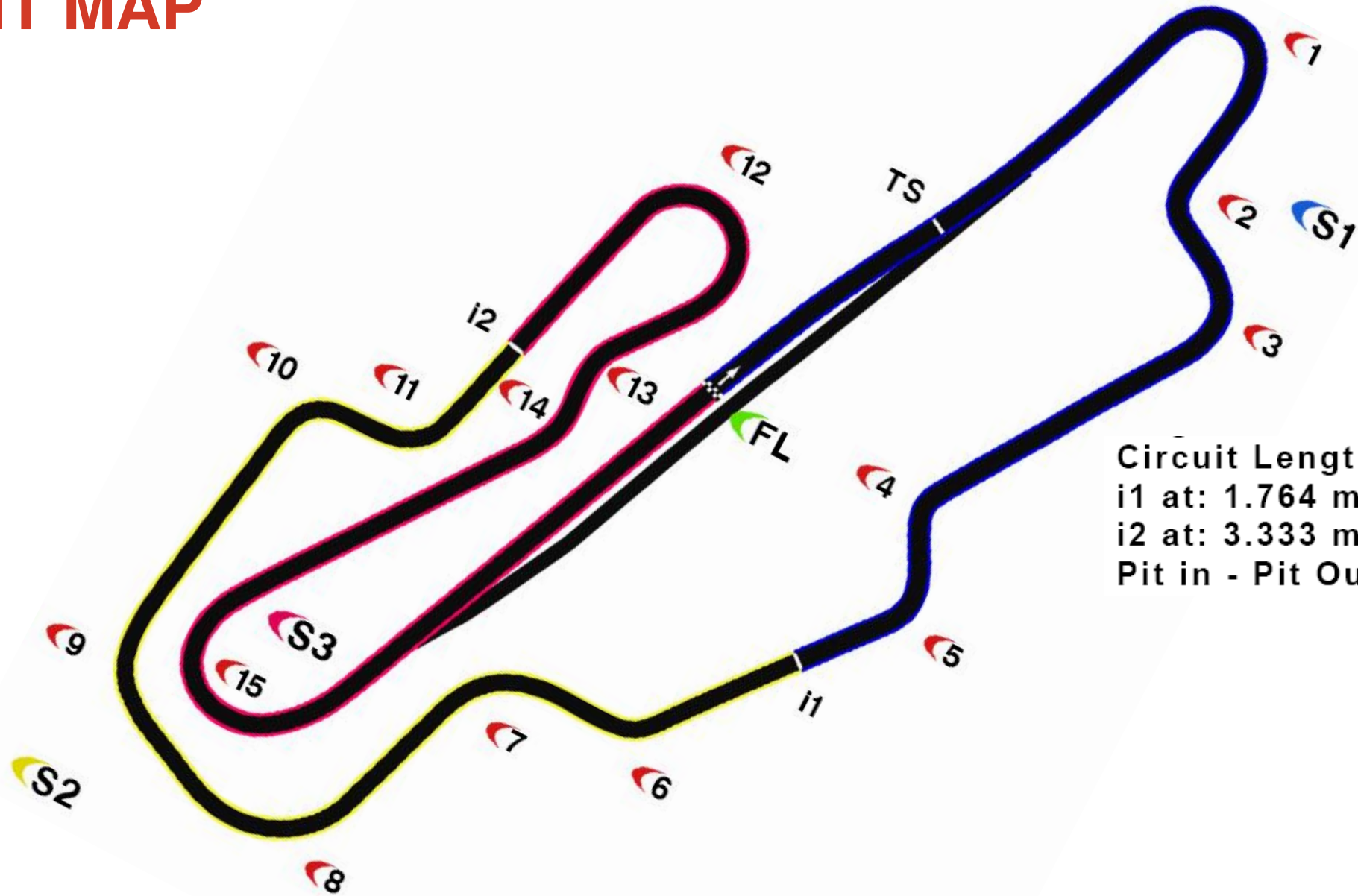
Carol SLENZAK  
Secretary of the Stewards

## NATIONAL OFFICIALS

COC: Antonio Canu

Steward: Simone Leoni


# CIRCUIT MAP



Circuit Length: 5.245m.  
i1 at: 1.764 m.  
i2 at: 3.333 m.  
Pit in - Pit Out: 332 m.



# TRANSFER MAP V2



# PIT LANE AREAS



**FAST LANE**


**BLENDING  
LANE**

**WORKING  
LANE**

# RFID STATION



# PIT EXIT – END OF THE SPEED LIMIT & WORKING AREA




**Pit exit light**  
**Be aware of blue lights**  
**END OF 60 KPH**

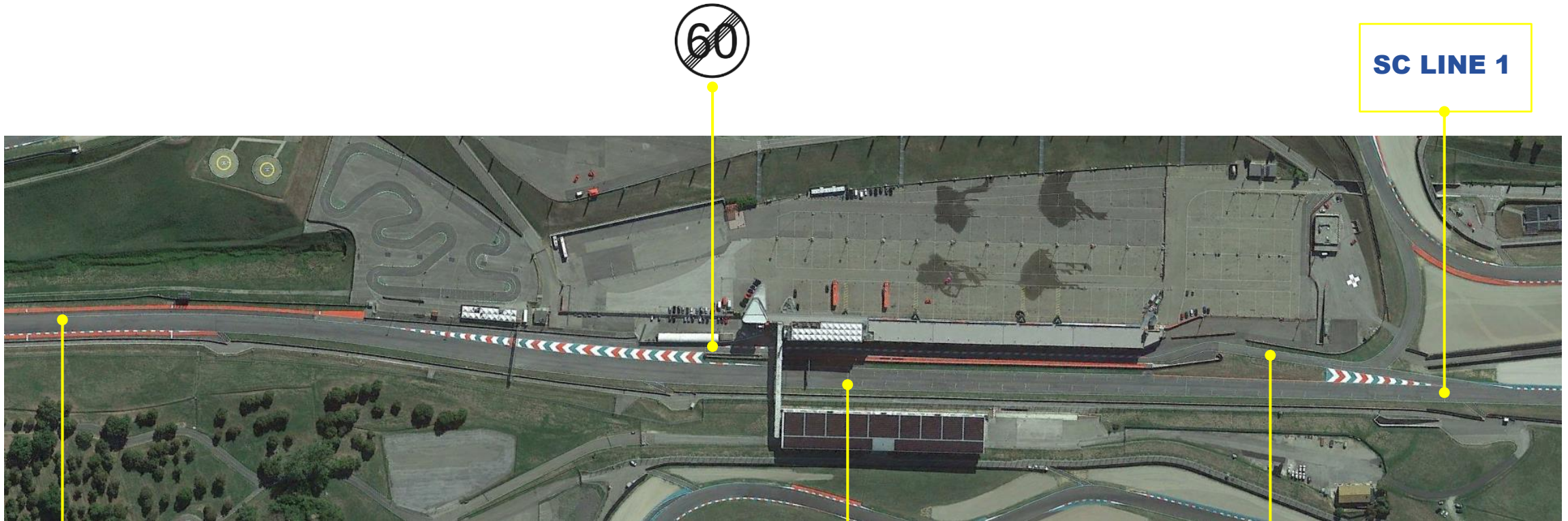
# PIT EXIT ROAD



# PIT EXIT ROAD – SC LINE 2



# PIT LANE DIAGRAM




**SC LINE 1**

**SC LINE 2**

**FINISH LINE  
SC RESTART LINE  
RD Signalling  
START LINE  
RED FLAG LINE**



# PIT ENTRY ROAD





# PIT ENTRY – SC LINE 1



# 60KPH BOARD – SPEED LIMIT- PIT IN LOOP



# START OF THE WORKING LIMIT



# MANDATORY PIT STOP

CF LES SR. ART. 12.4.2




## Sporting Clarification D02

Bronze/Bronze	= 107 seconds
Bronze	= 112 seconds
Bronze/Silver	= 122 seconds
Bronze/Gold	= 129 seconds
Silver/Silver	= 137 seconds
Silver	= 142 seconds

# MARSHAL POST – FIRE EXTINGUISHERS



# TRACK OPENINGS – FIRE EXTINGUISHER OPERATOR



# DETERRENTS - T2-T3 / T4-T5 / T11 / T13-T14



# TRACK LIMITS



T5 Exit LHS



T11 Exit RHS



T14 RHS

**ALL OTHER TRACK  
LIMITS ARE  
MONITORED BY  
JUDGES OF FACTS**



# TURN 7 SHORTCUT

IF YOU HAVE A **FLAT TYRE** YOU CAN TAKE THE SHORTCUT  
AT T7 TO COME BACK TO THE PIT  
!!! ONLY ALLOWED IN CASE OF FLAT TYRE !!!



# TRACK LIMITS - BEHAVIOUR



## Appendix L ISC Chapter IV Art. 2.c)

Drivers must use the track at all times and may not leave the track without a justifiable reason. For the avoidance of doubt, the white lines defining the track edges are considered to be part of the track but the kerbs are not.



Driver Nr. X under investigation  
for Constantly Abusing Track  
Limits

- Track limits are all around the track !
- Reported by Judges of fact and cameras for T5 T11 & T14
- Penalties will increase with the number of the track limits
- TL infringements count per driver per session

# THE LINE – SC RESTART LINE – RD SIGNALLING



# FULL COURSE YELLOW




COUNTDOWN 10 > 0

KEEP THE SAME GAP TO THE CAR IN FRONT AND BEHIND

SPEED LIMIT 80kph




# RED FLAG PROCEDURES FOR ALL SESSIONS



- RD will announce RED FLAG on radio
- All cars must reduce the speed to 80 Kph & enter the pit lane
- For Practices and Qualifying return to the pit lane
- For RACES - return to the pit lane and stay in the FAST LANE under PARC FERME conditions until the RD signals on the radio

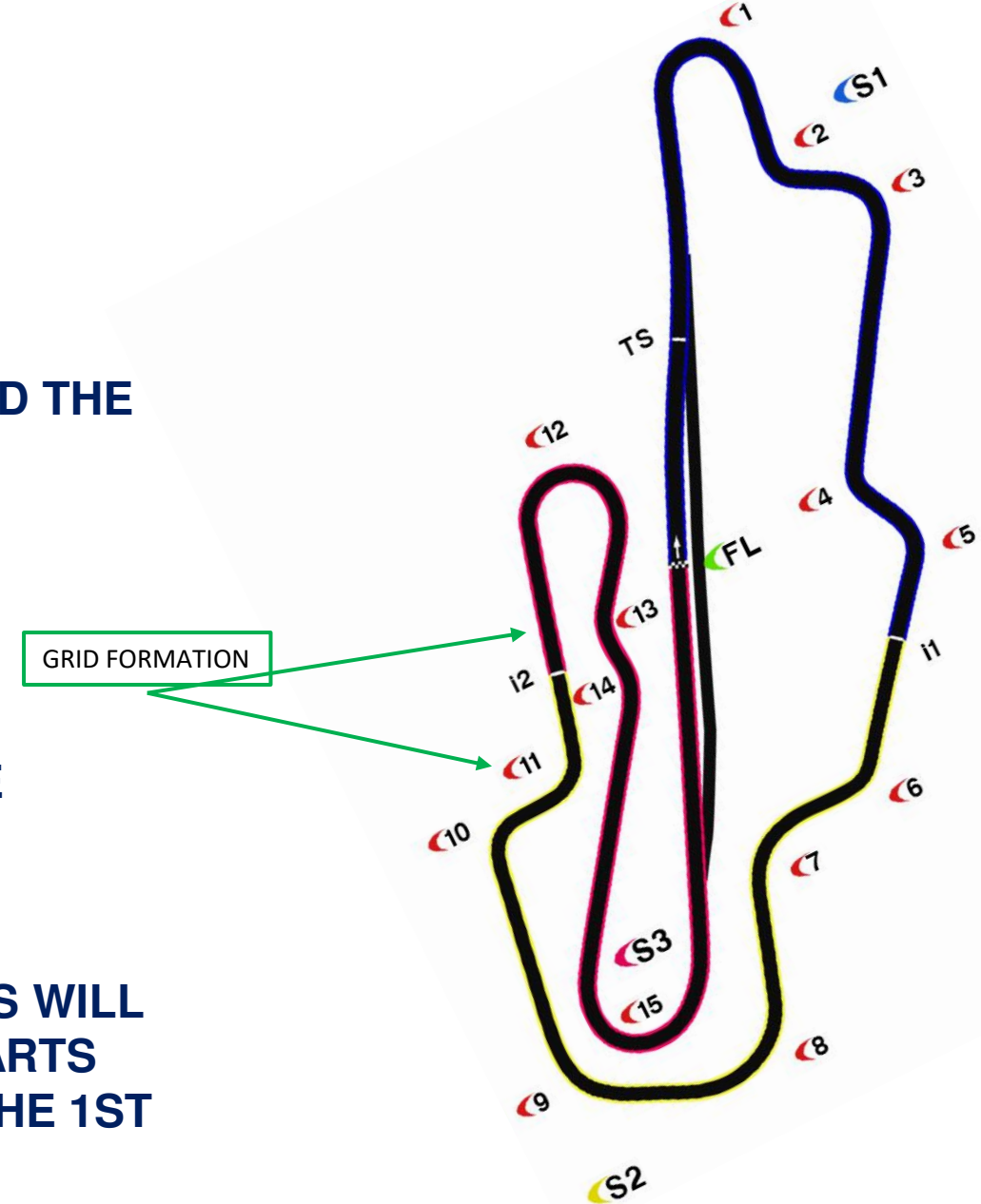
# DOUBLE YELLOW PROCEDURES FOR ALL SESSIONS

**In both SC, FCY AND RED FLAG procedures, any Marshal Post(s) that has any intervention in his sector will signal with double waved yellow and the relevant board**



# START PROCEDURE – LIGHT

- CARS HAVE TO BE ON TIME IN THE ASSEMBLY AREA (LES STARTING PROCEDURE)
- PIT EXIT GREEN = START OF THE FORMATION LAP BEHIND THE PACE CAR IN GRID ORDER
- GRID POSITIONING TAKE PLACE BETWEEN T11 AND T12
- PACE CAR RETURNS INTO THE PIT LANE
- CARS KEEP THE GRID FORMATION AS TIGHT A POSSIBLE
- IF ALL OK – START SIGNAL IS GIVEN
- IN CASE OF A PROBLEM = EXTRA FORMATION LAP ( CARS WILL DO ANOTHER FORMATION LAP – RACE COUNTDOWN STARTS WHEN THE CARS ARE CROSSING THE START LINE FOR THE 1ST TIME)



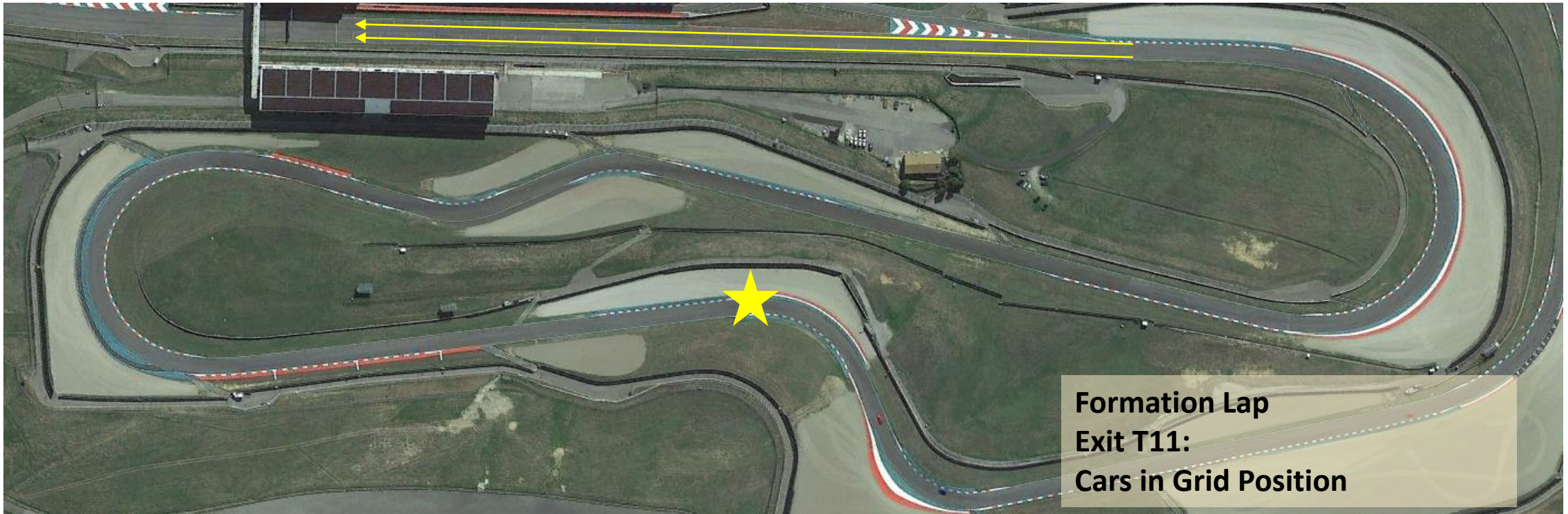
# FORMATION AT RACE START - FROM T11 –T12

IF YOU HAVE AN ISSUE DURING THE FORMATION LAP

REGAIN YOUR POSITION BEFORE INTER 2

OTHERWISE START FROM THE BACK OF THE GRID

2 LINES THROUGH GRID BOXES IF A CAR IS MISSING THE GAP HAS TO BE RESPECTED






# RACE START – ALIGNMENT

## TWO LINES OF CARS THROUGH GRID BOXES



# RACE START – START LIGHTS

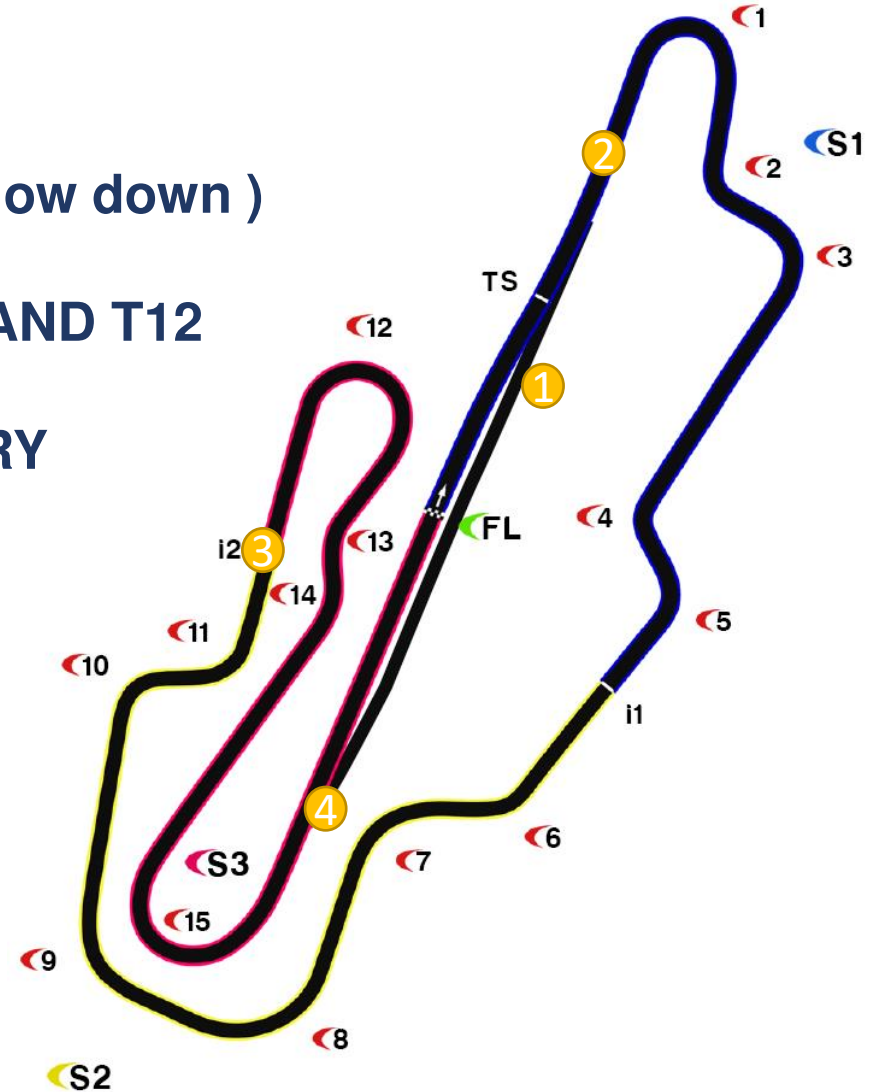
NO OVERTAKING BEFORE RACE START SIGNAL - RED LIGHTS OFF AND CROSSING THE START LINE



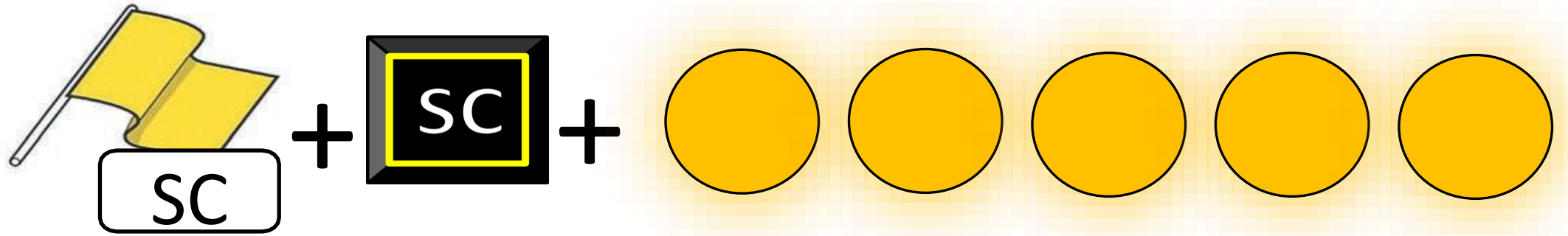
# SC PROCEDURE – YELLOW FLAGS AND SC BOARDS

1. SC IN STANDBY POSITION AT PITLANE
2. ENTERS ON TRACK BEFORE T1 ( all cars have to slow down )
3. SWITCH OFF ITS YELLOW LIGHTS BETWEEN T11 AND T12
4. SC WILL EXIT THE TRACK AT T15 BY THE PIT ENTRY

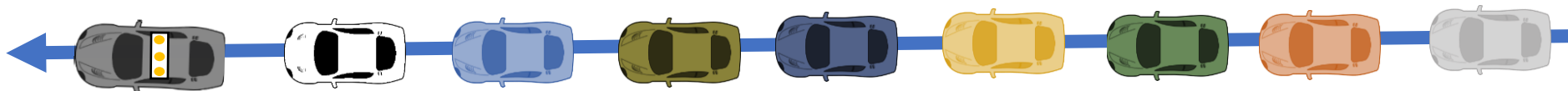

- AT THE END OF THE SC PERIOD DO NOT OVERTAKE THE SC BEFORE THE SC LINE AT PIT ENTRY
- RESTART OF THE RACE AT GREEN FLAG AFTER CROSSING THE RESTART / CONTROL LINE



# SAFETY CAR PROCEDURE



- ALL CARS MUST SLOW DOWN AND FORM UP IN LINE BEHIND THE LEADER
- NO CAR MAY BE DRIVEN UNNECESSARILY SLOWLY OR IN AN ERRATIC WAY
- SC LIGHTS ON MEANS FOLLOW IT EVERYWHERE : ESCAPE ROAD / PITLANE...
- OVERTAKING THE SC IS FORBIDDEN – FORM UP BEHIND IT WITH NO MORE 5 LENGTHS APART



# SC EXIT THE TRACK AT T19 – SC LINE 1 PIT ENTRY

SC LINE 1 AT PIT ENTRY MUST BE RESPECTED FOR RESTART ONLY




# END OF SC PERIOD


DO NOT OVERTAKE BEFORE THE LINE



# TRANSFER MAP V2



# POST SESSION PROCEDURE





# GENERAL INFORMATION



**TIMETABLE V3**



**LES SPORTING REGULATIONS V1**

- Discord should be online 10min prior the session
- Discord pseudo for the Team Manager NUMBER OF CAR\_NAME OF THE TEAM
- Discord pseudo for other team members : NAME OF THE TEAM\_NAME OF THE PERSON
- Pit wall radio will be tested 5mins before each session
- Race control access via Pit lane and Race Control Tower




**TRACK LIMITS COUNTER PAGE 6**



**SCRUTINEERING IN THE PIT BOX 20  
STEWARDS & RC OFFICE ON 1ST FLOOR**

**QUESTIONS ?  
ENJOY YOUR WEEKEND !**

# ACCESS TO RACE CONTROL



## FIRST FLOOR:

- RACE CONTROL
- STEWARDS
- RACE DIRECTOR OFFICE

## THIRD FLOOR

- TIMEKEEPING

# QUESTIONS



HAVE A GOOD RACE  
DO NOT HESITATE:  
+45 31 41 10 46  
ronnie@simpl.dk