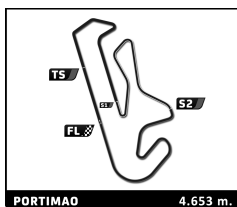


# LIGIER

## EUROPEAN SERIES



### Ligier European Series

#### Portimao Heat

#### Race 2

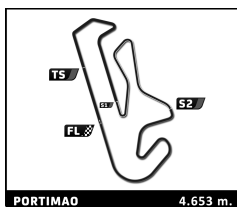
PORTIMAO 4.653 m. Sector Analysis

Lap under Red Flag   Invalidated Lap   Personal Best   Session Best   Crossing the pit lane

Lap	D	Time	Sector 1	Sector 2	Sector 3	T. Spd	Elapsed	Lap	D	Time	Sector 1	Sector 2	Sector 3	T. Spd	Elapsed
<b>1</b> Team Virage 1.Theo MICOURIS 2.Haydn CHANCE Ligier JS P4 JS P4								18	1	3:30.063	1:13.356	1:01.996	1:14.711		37:41.946
1	1	1:51.888	36.560	35.611	39.717		1:51.888	19	1	3:09.021	1:13.476	49.603	1:05.942		40:50.967
2	1	1:47.866	33.241	35.443	39.182	247.7	3:39.754	20	1	<del>1:49.447</del>	<del>34.172</del>	35.466	39.809	243.8	42:40.414
3	1	1:46.978	33.018	34.937	39.023	252.9	5:26.732	21	1	1:47.752	33.556	34.776	<b>39.420</b>	243.2	44:28.166
4	1	1:46.637	32.939	34.937	<b>38.761</b>	249.4	7:13.369	22	1	1:48.640	33.510	35.580	39.550	243.8	46:16.806
5	1	1:46.204	32.821	34.620	38.763	252.3	8:59.573	23	1	1:49.876	33.360	35.550	40.966	247.1	48:06.682
6	1	<b>1:45.951</b>	<b>32.614</b>	34.422	38.915	250.6	10:45.524	24	1	1:48.532	33.705	34.784	40.043	252.3	49:55.214
7	1	<del>1:48.220</del>	<del>33.971</del>	34.771	39.478	253.5	12:33.744	25	1	1:48.430	33.693	34.658	40.079	248.3	51:43.644
8	1	1:46.347	32.952	34.423	38.972	250.0	14:20.091	26	1	1:48.036	<b>33.237</b>	34.797	40.002	245.5	53:31.680
9	1	1:46.429	33.102	34.443	38.884	246.0	16:06.520	27	1	1:48.750	33.710	35.024	40.016	241.6	55:20.430
10	1	1:46.502	32.927	34.576	38.999	244.9	17:53.022	28	1	1:47.792	33.298	34.970	39.524	253.5	57:08.222
11	1	1:47.492	32.923	35.357	39.212	246.6	19:40.514	29	1	1:48.317	33.532	35.226	39.559	246.0	58:56.539
12	1	1:47.203	33.062	<b>34.374</b>	39.767	244.9	21:27.717	30	1	1:48.664	33.320	<b>34.573</b>	40.771	247.1	1:00:45.203
13	1	1:46.864	33.314	34.554	38.996	241.6	23:14.581	<b>6</b> ANS Motorsport 1.lko SEGRET Ligier JS P4 JS P4							
14	1	1:47.201	32.915	34.597	39.689	247.1	25:01.782	1	1	1:53.369	37.326	36.150	39.893		1:53.369
15	1	2:17.005 <b>B</b>	32.922	34.834	1:09.249	245.5	27:18.787	2	1	1:47.424	33.210	34.732	39.482	250.6	3:40.793
16	2	4:09.341	2:52.105	36.728	40.508		31:28.128	3	1	1:47.131	33.132	34.766	39.233	251.7	5:27.924
17	2	2:36.914	34.378	46.098	1:16.438	241.6	34:05.042	4	1	<del>1:46.669</del>	<del>32.852</del>	34.565	39.252	250.0	7:14.593
18	2	3:31.412	1:12.946	1:02.690	1:15.776		37:36.454	5	1	<del>1:46.699</del>	<del>32.846</del>	34.599	39.254	249.4	9:01.292
19	2	3:09.717	1:12.903	50.513	1:06.301		40:46.171	6	1	1:46.938	32.961	34.745	39.232	247.7	10:48.230
20	2	1:48.291	33.917	34.998	39.376	242.7	42:34.462	7	1	1:47.263	33.241	34.546	39.476	246.0	12:35.493
21	2	1:47.840	33.473	34.904	39.463	244.3	44:22.302	8	1	1:47.834	33.280	35.086	39.468	248.3	14:23.327
22	2	<del>1:51.956</del>	<del>34.977</del>	36.266	40.713	246.6	46:14.258	9	1	1:48.008	33.937	34.544	39.527	252.9	16:11.335
23	2	1:51.083	34.842	36.284	39.957	244.3	48:05.341	10	1	1:47.171	33.407	34.630	39.134	248.8	17:58.506
24	2	1:47.546	33.462	34.726	39.358	248.3	49:52.887	11	1	1:47.307	33.132	34.721	39.454	247.7	19:45.813
25	2	1:47.580	33.380	34.750	39.450	248.3	51:40.467	12	1	1:47.307	33.217	34.669	39.421	247.7	21:33.120
26	2	1:47.374	33.346	34.651	39.377	247.7	53:27.841	13	1	1:47.208	33.310	34.542	39.356	249.4	23:20.328
27	2	1:47.287	33.198	34.699	39.390	246.6	55:15.128	14	1	1:46.915	32.998	34.536	39.381	249.4	25:07.243
28	2	1:47.706	33.439	35.007	39.260	247.1	57:02.834	15	1	2:10.798	33.485	36.651	1:00.662	251.2	27:18.041
29	2	1:47.665	33.260	34.597	39.808	247.7	58:50.499	16	1	3:08.647 <b>B</b>	54.564	1:02.689	1:11.394	146.5	30:26.688
30	2	1:47.587	33.086	34.715	39.786	247.7	1:00:38.086	17	1	4:39.462	3:15.806	40.845	42.811		35:06.150
<b>4</b> Nielsen Racing 1.Ben CAISLEY Ligier JS P4 JS P4								18	1	2:40.027	37.008	48.632	1:14.387	233.3	37:46.177
1	1	1:54.485	37.236	36.702	40.547		1:54.485	19	1	3:08.478	1:12.985	49.915	1:05.578		40:54.655
2	1	1:50.258	34.942	35.416	39.900	242.2	3:44.743	20	1	1:49.843	33.878	35.800	40.165	253.5	42:44.498
3	1	1:48.754	33.815	35.125	39.814	247.1	5:33.497	21	1	1:47.389	33.575	34.583	39.231	244.9	44:31.887
4	1	<b>1:47.636</b>	33.391	34.702	39.543	243.8	7:21.133	22	1	1:46.920	33.133	34.469	39.318	247.1	46:18.807
5	1	1:48.226	33.462	35.058	39.706	243.2	9:09.359	23	1	1:47.620	33.113	34.474	40.033	243.8	48:06.427
6	1	1:47.881	33.518	34.746	39.617	246.0	10:57.240	24	1	1:51.674	33.448	<b>34.406</b>	43.820	251.7	49:58.101
7	1	1:48.482	33.621	34.927	39.934	248.8	12:45.722	25	1	<b>1:46.713</b>	33.191	34.460	<b>39.062</b>	248.8	51:44.814
8	1	<del>1:48.915</del>	<del>33.893</del>	35.256	39.766	240.0	14:34.637	26	1	1:47.014	32.985	34.456	39.573	249.4	53:31.828
9	1	1:48.405	33.641	34.952	39.812	242.2	16:23.042	27	1	1:47.416	<b>32.892</b>	34.619	39.905	251.2	55:19.244
10	1	1:48.032	33.324	34.876	39.832	242.2	18:11.074	28	1	1:47.176	33.445	34.420	39.311	243.8	57:06.420
11	1	<del>1:48.673</del>	33.451	35.341	<del>39.881</del>	242.7	19:59.747	29	1	<del>1:48.405</del>	<del>34.031</del>	35.079	39.295	243.8	58:54.825
12	1	<del>1:49.427</del>	<del>34.935</del>	34.940	39.552	241.6	21:49.174	30	1	1:47.005	33.092	34.638	39.275	251.7	1:00:41.830
13	1	1:47.882	33.334	34.920	39.628	247.1	23:37.056	<b>16</b> Pegasus Racing 1.Yuki TANAKA 2.Tadao UEMASTU Ligier JS P4 JS P4 AM							
14	1	1:47.978	33.369	34.947	39.662	247.7	25:25.034	1	2	2:04.575	43.855	38.916	41.804		2:04.575
15	1	2:04.128 <b>B</b>	33.998	38.239	51.891	245.5	27:29.162	2	2	1:53.201	34.753	36.658	41.790	238.4	3:57.776
16	1	4:15.587	2:56.719	36.918	41.950		31:44.749	3	2	1:55.503	35.873	38.586	41.044	241.1	5:53.279
17	1	2:27.134	36.695	37.032	1:13.407	200.0	34:11.883	4	2	1:56.756	37.865	38.364	<b>40.527</b>	240.0	7:50.035

# LIGIER

## EUROPEAN SERIES



### Ligier European Series

#### Portimao Heat

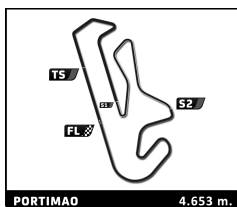
#### Race 2

### Sector Analysis

Lap under Red Flag													Invalidated Lap	Personal Best	Session Best	B Crossing the pit lane
Lap	D	Time	Sector 1	Sector 2	Sector 3	T. Spd	Elapsed	Lap	D	Time	Sector 1	Sector 2	Sector 3	T. Spd	Elapsed	
5	2	<del>2:02.328</del>	<del>35.688</del>	45.598	41.042	251.2	9:52.363	12	2	1:58.058	37.136	38.494	42.428	234.8	23:27.813	
6	2	2:18.078	35.108	1:01.736	41.234	240.0	12:10.441	13	2	1:56.975	35.979	37.895	43.101	234.8	25:24.788	
7	2	1:54.262	35.331	37.692	41.239	237.4	14:04.703	14	2	2:06.598 <b>B</b>	36.733	38.548	51.317	235.3	27:31.386	
8	2	1:53.612	34.916	37.118	41.578	240.0	15:58.315	15	1	4:04.882	2:42.828	38.756	43.298		31:36.268	
9	2	<b>1:51.744</b>	34.462	36.739	40.543	240.0	17:50.059	16	1	2:29.727	36.359	39.078	1:14.290	231.3	34:05.995	
10	2	1:53.777	34.577	38.015	41.185	242.2	19:43.836	17	1	3:31.181	1:12.917	1:02.476	1:15.788		37:37.176	
11	2	1:52.859	34.685	<b>36.508</b>	41.666	246.6	21:36.695	18	1	3:10.763	1:12.926	50.383	1:07.454		40:47.939	
12	2	<del>1:53.207</del>	<del>35.151</del>	37.237	40.819	227.4	23:29.902	19	1	1:58.119	36.913	38.697	42.509	226.4	42:46.058	
13	2	1:53.043	<b>34.456</b>	37.666	40.921	243.2	25:22.945	20	1	1:55.579	<b>35.382</b>	37.313	42.884	240.5	44:41.637	
14	2	1:59.796	35.169	38.683	45.944	242.2	27:22.741	21	1	<b>1:54.672</b>	35.538	37.182	41.952	242.2	46:36.309	
15	2	3:05.265 <b>B</b>	51.370	1:02.001	1:11.894	197.8	30:28.006	22	1	1:56.358	35.599	37.126	43.633	239.5	48:32.667	
16	1	4:37.659	3:13.956	40.861	42.842		35:05.665	23	1	1:55.493	35.727	37.562	42.204	241.1	50:28.160	
17	1	2:39.422	36.756	48.714	1:13.952	237.4	37:45.087	24	1	<del>1:54.970</del>	35.502	37.125	<del>42.343</del>	237.4	52:23.130	
18	1	3:09.359	1:13.117	50.138	1:06.104		40:54.446	25	1	<del>1:54.979</del>	<del>35.425</del>	37.369	42.185	240.5	54:18.109	
19	1	1:56.826	35.587	39.250	41.989	247.1	42:51.272	26	1	<del>1:54.983</del>	<del>35.181</del>	37.905	<b>41.897</b>	238.9	56:13.092	
20	1	<del>1:57.505</del>	<del>34.848</del>	41.057	41.600	249.4	44:48.777	27	1	<del>1:54.564</del>	<del>35.214</del>	<b>37.067</b>	<del>42.283</del>	240.5	58:07.656	
21	1	1:54.846	35.075	37.553	42.218	244.3	46:43.623	28	1	1:55.992	35.787	37.826	42.379	238.4	1:00:03.648	
22	1	1:54.217	35.293	37.231	41.693	240.5	48:37.840	29	1	1:56.944	35.801	38.325	42.818	235.8	1:02:00.592	
23	1	<del>1:54.440</del>	<del>34.901</del>	37.776	41.763	242.2	50:32.280	<b>31</b> ANS Motorsport 1. Paul TROJANI Ligier JS2 R JS2 R								
24	1	1:54.677	34.912	36.973	42.792	242.7	52:26.957	1	1	1:59.566	39.667	37.939	41.960		1:59.566	
25	1	2:36.495	34.462	1:00.957	1:01.076	243.2	55:03.452	2	1	1:54.112	35.314	37.024	41.774	236.3	3:53.678	
26	1	1:54.928	34.882	36.783	43.263	237.9	56:58.380	3	1	1:53.660	35.091	36.854	41.715	235.8	5:47.338	
27	1	1:53.194	34.834	36.768	41.592	240.5	58:51.574	4	1	<b>1:53.129</b>	34.993	36.691	41.445	234.8	7:40.467	
28	1	<del>1:53.597</del>	<del>35.131</del>	37.058	41.408	243.8	1:00:45.171	5	1	1:53.656	34.985	36.770	41.901	233.8	9:34.123	
<b>18</b> Pegasus Racing 1. Louis STERN Ligier JS2 R JS2 R AM							6	1	<del>1:56.751</del>	<del>37.858</del>	37.189	41.704	235.8	11:30.874		
1	1	2:05.886	42.288	40.020	43.578		2:05.886	7	1	1:54.250	35.412	37.005	41.833	233.3	13:25.124	
2	1	1:58.127	36.627	38.865	42.635	236.3	4:04.013	8	1	1:54.313	35.188	36.842	42.283	235.8	15:19.437	
3	1	1:56.326	35.965	37.741	42.620	236.8	6:00.339	9	1	<del>1:55.310</del>	<del>35.374</del>	38.114	41.822	232.8	17:14.747	
4	1	<del>1:55.831</del>	<del>36.108</del>	37.709	<b>42.014</b>	234.8	7:56.170	10	1	1:55.008	35.966	37.385	41.657	235.8	19:09.755	
5	1	<del>1:56.284</del>	35.810	37.962	<del>42.512</del>	234.3	9:52.454	11	1	1:53.636	34.957	36.690	41.989	237.4	21:03.391	
6	1	1:56.342	36.089	38.174	42.079	233.8	11:48.796	12	1	<del>1:53.505</del>	<del>35.155</del>	36.634	41.716	234.3	22:56.896	
7	1	<b>1:55.588</b>	<b>35.576</b>	37.483	42.529	230.3	13:44.384	13	1	1:54.747	34.913	38.081	41.753	235.8	24:51.643	
8	1	2:01.808 <b>B</b>	36.607	37.734	47.467	232.3	15:46.192	14	1	1:58.372	35.311	37.338	45.723	234.8	26:50.015	
9	1	2:21.679	1:00.983	38.117	42.579		18:07.871	15	1	2:02.626 <b>B</b>	36.456	37.413	48.757	231.8	28:52.641	
10	1	<del>1:56.289</del>	35.771	38.231	<del>42.287</del>	231.3	20:04.160	16	1	5:11.754	3:02.228	52.967	1:16.559		34:04.395	
11	1	1:55.764	36.145	<b>37.409</b>	42.210	232.3	21:59.924	17	1	2:59.937	1:12.858	1:00.890	46.189		37:04.332	
12	1	<del>1:56.676</del>	<del>35.849</del>	38.558	42.269	231.8	23:56.600	18	1	1:56.515	35.979	38.124	42.412	236.3	39:00.847	
<b>29</b> Pegasus Racing 1. Julien SCHELL Ligier JS2 R JS2 R P/A 2. David CAUSSANEL							19	1	1:57.738	36.010	37.438	44.290	237.4	40:58.585		
1	2	2:04.663	42.185	39.678	42.800		2:04.663	20	1	<del>1:53.800</del>	<del>34.930</del>	36.937	41.933	241.1	42:52.385	
2	2	1:56.886	36.214	38.005	42.667	234.8	4:01.549	21	1	1:53.261	34.879	36.903	41.479	242.7	44:45.646	
3	2	1:57.252	36.247	38.009	42.996	240.5	5:58.801	22	1	<del>1:53.139</del>	<del>34.855</del>	36.870	<b>41.414</b>	243.8	46:38.785	
4	2	<del>1:56.100</del>	35.908	37.735	<del>42.457</del>	238.4	7:54.901	23	1	<del>1:54.127</del>	<del>34.749</del>	<b>36.557</b>	42.821	242.7	48:32.912	
5	2	<del>1:56.154</del>	<del>35.961</del>	37.852	<del>42.341</del>	233.3	9:51.055	24	1	1:54.029	35.107	36.795	42.127	245.5	50:26.941	
6	2	1:58.438	35.973	40.291	42.174	236.3	11:49.493	25	1	1:55.571	35.663	37.625	42.283	242.7	52:22.512	
7	2	1:56.276	35.841	37.939	42.496	235.8	13:45.769	26	1	<del>1:53.501</del>	<del>35.067</del>	36.867	41.567	242.2	54:16.013	
8	2	1:55.977	36.161	37.619	42.197	234.8	15:41.746	27	1	1:53.370	35.021	36.686	41.663	237.9	56:09.383	
9	2	1:55.384	35.901	37.499	41.984	236.3	17:37.130	28	1	1:53.563	<b>34.849</b>	36.682	42.032	242.7	58:02.946	
10	2	<del>1:55.698</del>	<del>35.866</del>	37.578	42.254	234.8	19:32.828	29	1	<del>1:54.461</del>	<del>35.588</del>	36.851	42.022	242.2	59:57.407	
11	2	1:56.927	35.976	37.824	43.127	233.3	21:29.755	30	1	1:54.478	35.470	37.076	41.932	240.0	1:01:51.885	

# LIGIER

## EUROPEAN SERIES



### Ligier European Series

#### Portimao Heat

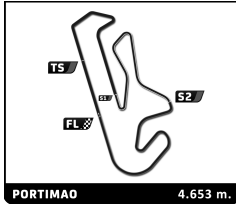
#### Race 2

### Sector Analysis

Lap under Red Flag											Invalidated Lap	Personal Best	Session Best	B Crossing the pit lane	
Lap	D	Time	Sector 1	Sector 2	Sector 3	T. Spd	Elapsed	Lap	D	Time	Sector 1	Sector 2	Sector 3	T. Spd	Elapsed
<b>32</b>		<b>Team Virage</b>					Ligier JS P4								
		1. Mikkel GAARDE PEDERSEN					JS P4								
		2. Brandon MCCAUGHAN													
1	1	1:52.274	36.835	35.629	39.810		1:52.274	18	1	3:29.480	1:14.158	1:01.200	1:14.122		37:43.199
2	1	1:47.188	33.035	34.872	39.281	251.7	3:39.462	19	1	3:08.928	1:14.006	49.790	1:05.132		40:52.127
3	1	1:46.969	33.010	34.865	39.094	247.7	5:26.431	20	1	2:01.562 <b>B</b>	35.060	38.039	48.463	251.7	42:53.689
4	1	1:46.454	32.917	34.558	38.979	246.0	7:12.885	21	1	2:14.986	58.251	36.061	40.674		45:08.675
5	1	1:46.550	32.931	34.504	39.115	247.1	8:59.435	22	1	1:49.979	34.217	35.685	40.077	241.1	46:58.654
6	1	1:46.792	33.230	34.551	39.011	242.7	10:46.227	23	1	<del>1:49.662</del>	<del>33.907</del>	35.658	40.097	243.2	48:48.316
7	1	1:47.767	33.442	34.888	39.437	246.6	12:33.994	24	1	1:49.569	33.737	35.850	39.982	243.8	50:37.885
8	1	1:48.518	34.451	34.744	39.323	253.5	14:22.512	25	1	<del>1:51.447</del>	<del>33.888</del>	35.785	41.774	247.7	52:29.332
9	1	1:53.497	39.870	34.447	39.180	243.8	16:16.009	26	1	<del>1:50.316</del>	<del>34.374</del>	35.492	40.450	242.2	54:19.648
10	1	1:46.948	33.061	34.602	39.285	244.9	18:02.957	27	1	<del>1:51.486</del>	<del>33.990</del>	36.229	41.267	247.7	56:11.134
11	1	1:46.671	33.004	34.369	39.298	243.8	19:49.628	28	1	1:51.751	34.051	36.200	41.500	248.3	58:02.885
12	1	1:47.146	33.137	34.347	39.662	243.8	21:36.774	29	1	1:51.416	34.023	36.513	40.880	247.1	59:54.301
13	1	1:46.678	32.974	34.476	39.228	242.7	23:23.452	30	1	1:50.514	34.118	35.987	40.409	242.2	1:01:44.815
14	1	1:46.476	32.877	34.398	39.201	246.6	25:09.928								
15	1	2:18.442 <b>B</b>	32.868	36.147	1:09.427	250.0	27:28.370								
16	2	4:15.111	2:55.101	37.565	42.445		31:43.481								
17	2	2:26.973	36.153	37.275	1:13.545	225.0	34:10.454								
18	2	3:30.206	1:13.341	1:01.553	1:15.312		37:40.660								
19	2	3:08.683	1:12.856	50.395	1:05.432		40:49.343								
20	2	1:49.594	34.432	35.232	39.930	242.7	42:38.937								
21	2	<del>1:48.395</del>	<del>34.048</del>	34.901	39.356	249.4	44:27.242								
22	2	<del>2:00.014</del>	<del>34.075</del>	34.565	51.374	246.0	46:27.256								
23	2	1:48.714	34.583	34.679	39.452	227.8	48:15.970								
24	2	1:48.263	33.597	35.071	39.595	251.7	50:04.233								
25	2	1:46.846	33.106	34.518	39.222	245.5	51:51.079								
26	2	1:46.616	32.935	34.363	39.318	246.0	53:37.695								
27	2	1:46.662	32.835	34.621	39.206	254.7	55:24.357								
28	2	1:46.499	32.897	34.372	39.230	248.3	57:10.856								
29	2	1:46.532	32.934	34.470	39.128	249.4	58:57.388								
30	2	1:46.913	32.986	34.436	39.491	252.9	1:00:44.301								
<b>50</b>		<b>Les Deux Arbres</b>					Ligier JS2 R								
		1. Antoine LEPESQUEUX					JS2 R								
		2. Noé DA CUHNA													
1	2	2:01.060	39.362	38.993	42.705		2:01.060	18	1	1:56.892	36.320	37.917	42.655	232.3	39:00.208
2	2	1:55.847	35.722	37.933	42.192	239.5	3:56.907	19	1	1:57.105	35.384	37.634	44.087	237.9	40:57.313
3	2	1:54.131	35.340	37.079	41.712	236.8	5:51.038	20	1	<del>1:55.495</del>	<del>35.565</del>	37.264	42.666	243.8	42:52.808
4	2	1:53.771	35.231	36.837	41.703	235.3	7:44.809	21	1	1:55.089	35.372	37.533	42.184	244.3	44:47.897
5	2	1:54.290	35.551	36.895	41.844	234.3	9:39.099	22	1	1:55.592	35.570	37.599	42.423	239.5	46:43.489
6	2	1:56.146	35.802	37.403	42.941	233.3	11:35.245	23	1	1:55.784	36.128	37.364	42.292	235.8	48:39.273
7	2	1:54.587	35.990	36.954	41.643	240.0	13:29.832	24	1	1:55.217	35.368	37.477	42.372	237.4	50:34.490
8	2	1:53.988	35.089	36.930	41.969	236.8	15:23.820	25	1	1:54.855	35.452	37.323	42.080	237.4	52:29.345
9	2	1:53.850	35.036	36.940	41.874	237.4	17:17.670	26	1	1:54.995	35.508	37.498	41.989	238.9	54:24.340
10	2	1:54.307	35.483	37.185	41.639	235.8	19:11.977	27	1	1:55.008	35.768	37.222	42.018	237.4	56:19.348
11	2	1:54.133	35.201	37.205	41.727	237.4	21:06.110	28	1	1:54.245	35.222	37.063	41.960	237.9	58:13.593
12	2	1:53.893	35.131	37.012	41.750	235.3	23:00.003	29	1	1:54.657	35.301	37.040	42.316	237.4	1:00:08.250
13	2	1:54.009	35.181	37.143	41.685	236.3	24:54.012	30	1	1:55.689	35.694	37.446	42.549	238.4	1:02:03.939
14	2	1:56.725	35.306	37.488	43.931	237.9	26:50.737								
15	2	2:02.750 <b>B</b>	36.637	37.637	48.476	225.9	28:53.487								
16	1	5:10.100	2:55.080	58.257	1:16.763		34:03.587								
17	1	2:59.729	1:13.024	1:00.839	45.866		37:03.316								
18	1	1:56.892	36.320	37.917	42.655	232.3	39:00.208								
19	1	1:57.105	35.384	37.634	44.087	237.9	40:57.313								
20	1	<del>1:55.495</del>	<del>35.565</del>	37.264	42.666	243.8	42:52.808								
21	1	1:55.089	35.372	37.533	42.184	244.3	44:47.897								
22	1	1:55.592	35.570	37.599	42.423	239.5	46:43.489								
23	1	1:55.784	36.128	37.364	42.292	235.8	48:39.273								
24	1	1:55.217	35.368	37.477	42.372	237.4	50:34.490								
25	1	1:54.855	35.452	37.323	42.080	237.4	52:29.345								
26	1	1:54.995	35.508	37.498	41.989	238.9	54:24.340								
27	1	1:55.008	35.768	37.222	42.018	237.4	56:19.348								
28	1	1:54.245	35.222	37.063	41.960	237.9	58:13.593								
29	1	1:54.657	35.301	37.040	42.316	237.4	1:00:08.250								
30	1	1:55.689	35.694	37.446	42.549	238.4	1:02:03.939								
<b>53</b>		<b>M Racing</b>					Ligier JS2 R								
		1. Cindy GUDET					JS2 R								
1	1	2:01.644	40.545	38.694	42.405		2:01.644	1	1	1:55.786	36.005	37.536	42.245	241.1	3:57.430
2	1	1:55.786	36.005	37.536	42.245	241.1	3:57.430	3	1	1:55.519	35.945	37.596	41.978	239.5	5:52.949
3	1	1:55.519	35.945	37.596	41.978	239.5	5:52.949	4	1	1:54.967	35.824	37.036	42.107	236.8	7:47.916
4	1	1:54.967	35.824	37.036	42.107	236.8	7:47.916								

# LIGIER

## EUROPEAN SERIES



### Ligier European Series

#### Portimao Heat

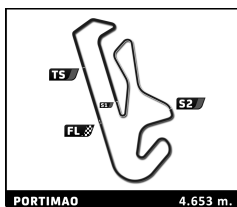
#### Race 2

### Sector Analysis

												Lap under Red Flag		Invalidated Lap		Personal Best		Session Best		B Crossing the pit lane	
Lap	D	Time	Sector 1	Sector 2	Sector 3	T. Spd	Elapsed	Lap	D	Time	Sector 1	Sector 2	Sector 3	T. Spd	Elapsed						
5	1	1:55.506	36.132	37.114	42.260	234.3	9:43.422	26	1	1:51.833	34.407	36.288	41.138	245.5	54:04.556						
6	1	1:54.796	35.719	37.088	41.989	234.3	11:38.218	27	1	1:51.889	34.429	36.139	41.321	242.7	55:56.445						
7	1	1:54.958	35.754	36.877	42.327	235.8	13:33.176	28	1	1:52.330	34.801	36.484	41.045	241.1	57:48.775						
8	1	1:55.199	36.232	36.917	42.050	232.8	15:28.375	29	1	1:53.340	35.080	36.679	41.581	241.6	59:42.115						
9	1	1:55.296	35.995	37.313	41.988	237.4	17:23.671	30	1	1:52.996	34.457	37.040	41.499	240.5	1:01:35.111						
10	1	1:55.632	36.214	37.098	42.320	237.9	19:19.303	<b>60</b> Iron Lynx by LRMotorsport Ligier JS2 R													
11	1	1:56.480	37.166	37.418	41.896	235.8	21:15.783	1.Gregorio BERTOCCO JS2 R													
12	1	1:54.046	35.305	36.915	41.826	240.0	23:09.829	2.Matteo PIANEZZOLA													
13	1	<del>1:55.191</del>	35.497	37.434	<del>42.260</del>	241.1	25:05.020	1	1	2:03.631	41.800	39.386	42.445		2:03.631						
14	1	2:20.467 <b>B</b>	35.732	37.732	1:07.003	239.5	27:25.487	2	1	1:55.305	35.751	37.395	42.159	236.8	3:58.936						
15	1	4:18.973	2:59.305	37.287	42.381		31:44.460	3	1	1:54.286	35.414	37.210	41.662	239.5	5:53.222						
16	1	2:26.767	36.349	37.104	1:13.314	205.7	34:11.227	4	1	1:56.499	37.302	37.387	41.810	241.6	7:49.721						
17	1	3:30.045	1:13.353	1:01.620	1:15.072		37:41.272	5	1	1:55.066	36.098	37.175	41.793	236.8	9:44.787						
18	1	3:09.474	1:13.068	50.109	1:06.297		40:50.746	6	1	1:53.888	35.272	36.827	41.789	237.4	11:38.675						
19	1	1:55.798	36.106	37.891	<b>41.801</b>	239.5	42:46.544	7	1	1:54.612	35.580	37.072	41.960	241.6	13:33.287						
20	1	<del>1:54.822</del>	<del>35.264</del>	37.133	42.435	243.8	44:41.376	8	1	1:55.356	36.742	36.804	41.810	237.9	15:28.643						
21	1	<b>1:53.928</b>	35.417	<b>36.612</b>	41.899	237.9	46:35.304	9	1	1:55.243	36.092	37.258	41.893	242.2	17:23.886						
22	1	1:54.303	35.281	36.941	42.081	236.3	48:29.607	10	1	1:55.590	36.307	37.202	42.081	242.2	19:19.476						
23	1	1:56.356	36.617	37.271	42.468	235.3	50:25.963	11	1	1:55.331	36.546	36.855	41.930	238.9	21:14.807						
24	1	1:56.344	36.020	38.045	42.279	233.8	52:22.307	12	1	1:53.929	35.242	36.833	41.854	236.8	23:08.736						
25	1	<del>1:54.746</del>	35.881	36.901	<del>41.964</del>	240.0	54:17.053	13	1	1:54.023	35.219	<b>36.666</b>	42.138	236.8	25:02.759						
26	1	<del>1:53.829</del>	<del>35.085</del>	36.910	41.834	240.0	56:10.882	14	1	2:14.217	35.218	37.018	1:01.981	239.5	27:16.976						
27	1	1:54.440	35.430	37.032	41.978	240.0	58:05.322	15	1	3:08.942 <b>B</b>	54.858	1:02.720	1:11.364	156.1	30:25.918						
28	1	1:54.573	<b>35.237</b>	37.058	42.278	237.9	59:59.895	16	2	4:40.950	3:17.288	40.898	42.764		35:06.868						
29	1	1:54.901	35.266	37.317	42.318	238.4	1:01:54.796	17	2	2:39.992	37.117	48.621	1:14.254	240.0	37:46.860						
<b>58</b> M Racing Ligier JS P4																					
1.Jacques NICOLET JS P4 AM																					
1	1	2:01.638	41.387	38.593	41.658		2:01.638	18	2	3:08.460	1:13.318	49.931	1:05.211		40:55.320						
2	1	1:59.609	35.078	36.587	47.944	240.5	4:01.247	19	2	1:54.456	35.379	37.320	41.757	242.2	42:49.776						
3	1	1:53.471	35.120	37.151	41.200	241.6	5:54.718	20	2	1:53.831	35.010	36.972	41.849	240.0	44:43.607						
4	1	1:53.374	35.840	36.625	<b>40.909</b>	242.7	7:48.092	21	2	1:53.836	35.706	36.717	41.413	240.5	46:37.443						
5	1	1:53.001	35.217	36.479	41.305	241.6	9:41.093	22	2	<b>1:53.546</b>	34.846	36.880	41.820	243.8	48:30.989						
6	1	1:53.489	34.751	36.856	41.882	241.1	11:34.582	23	2	1:55.076	35.249	37.283	42.544	240.0	50:26.065						
7	1	1:52.544	34.869	36.210	41.465	238.9	13:27.126	24	2	1:54.283	35.554	36.825	41.904		52:20.348						
8	1	1:52.222	34.852	36.145	41.225	239.5	15:19.348	25	2	1:53.795	35.145	36.826	41.824	238.4	54:14.143						
9	1	1:52.881	34.875	36.759	41.247	237.9	17:12.229	26	2	1:54.697	36.041	37.048	41.608	203.8	56:08.840						
10	1	1:52.171	34.888	36.170	41.113	240.5	19:04.400	27	2	<del>1:53.135</del>	<del>34.742</del>	36.850	41.543	242.2	58:01.975						
11	1	1:52.882	34.777	36.704	41.401	240.0	20:57.282	28	2	1:53.806	<b>34.807</b>	37.418	41.581	242.2	59:55.781						
12	1	1:53.140	34.839	36.154	42.147	237.9	22:50.422	29	2	<del>1:53.295</del>	<del>34.963</del>	37.012	<b>41.320</b>	240.5	1:01:49.076						
13	1	1:53.659	34.838	37.018	41.803	238.9	24:44.081	<b>66</b> Team Virage Ligier JS P4													
14	1	1:55.435	35.486	37.282	42.667	238.9	26:39.516	1.Jeronimo BERRIO JS P4													
15	1	2:03.164 <b>B</b>	36.534	37.631	48.999	232.3	28:42.680	2.Pedro MORENO													
16	1	5:19.744	2:57.848	1:05.216	1:16.680		34:02.424	1	2	1:52.871	36.876	35.953	40.042		1:52.871						
17	1	2:58.571	1:13.061	1:00.775	44.735		37:00.995	2	2	1:47.483	33.151	34.877	39.455	250.6	3:40.354						
18	1	1:55.903	35.937	37.511	42.455	236.8	38:56.898	3	2	1:46.946	32.913	34.787	39.246	246.0	5:27.300						
19	1	1:59.682	35.312	36.690	47.680	237.9	40:56.580	4	2	1:46.683	32.919	34.667	39.097	251.7	7:13.983						
20	1	1:54.316	34.916	37.446	41.954	246.6	42:50.896	5	2	<b>1:46.490</b>	<b>32.898</b>	34.583	39.009	251.2	9:00.473						
21	1	1:53.076	34.730	36.585	41.761	245.5	44:43.972	6	2	1:46.577	32.934	34.586	39.057	248.8	10:47.050						
22	1	1:52.659	34.717	36.214	41.728	251.2	46:36.631	7	2	1:47.261	33.205	34.685	39.371	250.0	12:34.311						
23	1	1:53.094	34.648	36.531	41.915	248.8	48:29.725	8	2	1:47.467	33.791	34.637	39.039	254.1	14:21.778						
24	1	<b>1:51.387</b>	34.400	<b>35.830</b>	41.157	240.5	50:21.112	9	2	1:47.958	33.044	35.004	39.910	246.6	16:09.736						
25	1	1:51.611	<b>34.365</b>	36.074	41.172	242.7	52:12.723	10	2	1:47.803	33.994	34.618	39.191	250.0	17:57.539						
								11	2	1:46.685	32.950	34.652	39.083	248.3	19:44.224						
								12	2	1:47.331	33.149	35.005	39.177	255.3	21:31.555						
								13	2	1:47.663	34.003	34.485	39.175	250.6	23:19.218						

# LIGIER

## EUROPEAN SERIES



### Ligier European Series

#### Portimao Heat

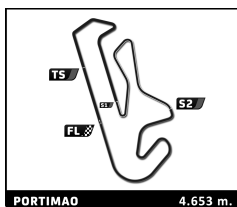
#### Race 2

### Sector Analysis

Lap under Red Flag													Invalidated Lap	Personal Best	Session Best	B Crossing the pit lane
Lap	D	Time	Sector 1	Sector 2	Sector 3	T. Spd	Elapsed	Lap	D	Time	Sector 1	Sector 2	Sector 3	T. Spd	Elapsed	
14	2	1:46.905	33.038	34.586	39.281	247.7	25:06.123	1	1	1:51.167	36.262	35.254	39.651		1:51.167	
15	2	2:16.358 <b>B</b>	34.283	36.300	1:05.775	252.9	27:22.481	2	1	1:47.313	33.287	34.712	39.314	240.0	3:38.480	
16	1	4:14.383	2:52.353	38.787	43.243		31:36.864	3	1	1:46.551	33.085	34.503	38.963	241.6	5:25.031	
17	1	2:30.105	36.723	38.885	1:14.497	235.8	34:06.969	4	1	1:46.959	33.391	34.494	39.074	241.6	7:11.990	
18	1	3:30.989	1:13.204	1:02.099	1:15.686		37:37.958	5	1	1:46.658	33.097	34.501	39.060	241.1	8:58.648	
19	1	3:10.086	1:12.624	50.633	1:06.829		40:48.044	6	1	1:46.649	33.164	34.383	39.102	241.1	10:45.297	
20	1	1:48.564	34.625	34.717	39.222	241.6	42:36.608	7	1	1:48.366	33.957	34.692	39.717	241.1	12:33.663	
21	1	<del>1:46.290</del>	<del>32.723</del>	34.504	39.063	252.3	44:22.898	8	1	<del>1:49.052</del>	<del>34.787</del>	35.107	39.158	246.0	14:22.715	
22	1	1:51.381	34.513	35.795	41.073	254.1	46:14.279	9	1	<del>1:46.569</del>	<del>33.005</del>	34.579	38.985	251.7	16:09.284	
23	1	1:49.903	34.544	36.009	39.350	243.2	48:04.182	10	1	1:46.802	33.365	<b>34.300</b>	39.137	244.9	17:56.086	
24	1	1:46.681	33.225	34.544	<b>38.912</b>	251.7	49:50.863	11	1	1:47.099	33.173	34.668	39.258	244.9	19:43.185	
25	1	1:47.457	33.861	34.609	38.987	253.5	51:38.320	12	1	1:46.919	33.231	34.386	39.302	243.8	21:30.104	
26	1	1:46.709	33.084	34.633	38.992	246.0	53:25.029	13	1	1:46.782	33.237	34.488	39.057	247.1	23:16.886	
27	1	1:46.592	32.991	34.414	39.187	244.9	55:11.621	14	1	1:47.041	33.011	34.503	39.527	246.0	25:03.927	
28	1	1:46.865	33.030	<b>34.359</b>	39.476	246.0	56:58.486	15	1	2:15.564 <b>B</b>	33.777	35.783	1:06.004	246.0	27:19.491	
29	1	1:47.244	33.240	34.737	39.267	245.5	58:45.730	16	1	4:17.655	2:56.262	38.274	43.119		31:37.146	
30	1	1:46.768	33.004	34.530	39.234	244.9	1:00:32.498	17	1	2:30.372	36.933	38.808	1:14.631	234.8	34:07.518	
<b>71</b> Monza Garage 1.Chun-Ting CHOU 2.James WINSLOW Ligier JS P4 JS P4								18	1	3:30.818	1:13.123	1:02.144	1:15.551		37:38.336	
1	2	1:54.835	37.512	36.658	40.665		1:54.835	19	1	3:09.856	1:12.697	50.698	1:06.461		40:48.192	
2	2	1:49.445	34.429	35.280	39.736	250.0	3:44.280	20	1	1:47.777	34.133	34.492	39.152	246.6	42:35.969	
3	2	1:48.185	33.708	34.968	39.509	243.2	5:32.465	21	1	1:46.544	<b>32.897</b>	34.414	39.233	246.6	44:22.513	
4	2	1:47.652	33.393	34.774	39.485	241.6	7:20.117	22	1	1:51.239	34.712	35.728	40.799	251.2	46:13.752	
5	2	1:48.805	33.205	35.352	40.248	241.6	9:08.922	23	1	1:50.037	35.053	35.707	39.277	242.2	48:03.789	
6	2	<del>1:48.078</del>	33.284	35.005	<del>39.789</del>	241.1	10:57.000	24	1	1:46.811	33.226	34.385	39.200	242.2	49:50.600	
7	2	1:49.261	34.496	34.984	39.781	240.0	12:46.261	25	1	1:55.556	41.789	34.676	39.091	244.3	51:46.156	
8	2	<del>1:49.267</del>	<del>33.517</del>	35.958	39.792	247.7	14:35.528	26	1	<b>1:46.306</b>	33.004	34.419	<b>38.883</b>	248.3	53:32.462	
9	2	<del>1:48.055</del>	<del>33.162</del>	35.242	39.651	248.3	16:23.583	27	1	<del>1:47.521</del>	<del>33.111</del>	35.189	39.221	250.0	55:19.983	
10	2	1:47.971	33.142	34.970	39.859	252.3	18:11.554	28	1	1:46.633	32.994	34.576	39.063	252.3	57:06.616	
11	2	1:48.543	33.292	35.478	39.773	250.0	20:00.097	29	1	<del>1:47.786</del>	<del>33.831</del>	34.736	39.219	251.2	58:54.402	
12	2	1:48.457	34.091	34.891	39.475	250.0	21:48.554	30	1	1:46.417	33.018	34.492	38.907	246.6	1:00:40.819	
13	2	1:47.898	33.271	34.852	39.775	242.2	23:36.452	<b>81</b> LR Motorsport 1.Manuel QUONDAMCARLI 2.Simone VULLO JODY Ligier JS P4 JS P4								
14	2	1:48.312	33.152	35.286	39.874	243.2	25:24.764	1	2	1:55.764	38.418	36.606	40.740		1:55.764	
15	2	2:05.072 <b>B</b>	34.858	38.558	51.656	243.8	27:29.836	2	2	1:50.041	34.139	35.594	40.308	244.9	3:45.805	
16	1	4:09.206	2:50.351	37.127	41.728		31:39.042	3	2	1:48.591	33.743	34.988	39.860	246.0	5:34.396	
17	1	2:29.606	36.091	38.316	1:15.199	241.6	34:08.648	4	2	1:48.121	33.469	<b>34.724</b>	39.928	246.0	7:22.517	
18	1	3:30.158	1:12.708	1:02.287	1:15.163		37:38.806	5	2	<b>1:47.909</b>	<b>33.405</b>	34.804	39.700	244.3	9:10.426	
19	1	3:09.501	1:12.886	50.730	1:05.885		40:48.307	6	2	1:48.219	33.500	35.042	39.677	244.3	10:58.645	
20	1	1:50.491	34.901	35.426	40.164	244.9	42:38.798	7	2	1:47.993	33.514	35.011	<b>39.468</b>	244.9	12:46.638	
21	1	1:48.387	33.846	34.823	39.718	240.5	44:27.185	8	2	1:49.318	33.877	35.603	39.838	249.4	14:35.956	
22	1	1:49.085	34.137	35.194	39.754	244.9	46:16.270	9	2	1:57.333	33.619	35.082	48.632	250.0	16:33.289	
23	1	1:49.826	33.393	36.088	40.345	247.1	48:06.096	10	2	1:51.338	36.059	35.199	40.080	219.5	18:24.627	
24	1	1:48.550	33.529	34.633	40.388	244.3	49:54.646	11	2	1:48.738	33.721	34.859	40.158	241.6	20:13.365	
25	1	1:47.462	33.191	34.634	39.637	246.6	51:42.108	12	2	1:48.864	33.732	34.936	40.196	238.9	22:02.229	
26	1	1:47.359	33.272	34.518	39.569	246.6	53:29.467	13	2	1:49.309	33.568	35.278	40.463	243.2	23:51.538	
27	1	<b>1:46.905</b>	<b>32.897</b>	<b>34.441</b>	39.567	247.1	55:16.372	14	2	1:49.642	33.983	35.108	40.551	242.2	25:41.180	
28	1	1:47.695	33.240	34.935	39.520	247.7	57:04.067	15	2	2:00.617 <b>B</b>	35.426	36.462	48.729	241.1	27:41.797	
29	1	1:47.483	32.898	34.874	39.711	248.3	58:51.550	16	1	4:20.187	2:58.252	38.912	43.023		32:01.984	
30	1	1:47.517	33.507	34.724	<b>39.286</b>	242.7	1:00:39.067	17	1	2:10.537	36.244	37.399	56.894	235.3	34:12.521	
<b>77</b> RLR M Sport 1.Ian AGUILERA Ligier JS P4 JS P4								18	1	3:29.964	1:13.603	1:01.846	1:14.515		37:42.485	
								19	1	3:09.174	1:13.853	49.399	1:05.922		40:51.659	
								20	1	1:52.794	35.130	36.360	41.304	249.4	42:44.453	

# LIGIER

## EUROPEAN SERIES



### Ligier European Series

#### Portimao Heat

#### Race 2

PORTIMAO 4.653 m. Sector Analysis

Lap under Red Flag Invalidated Lap Personal Best Session Best B Crossing the pit lane

Lap	D	Time	Sector 1	Sector 2	Sector 3	T. Spd	Elapsed	Lap	D	Time	Sector 1	Sector 2	Sector 3	T. Spd	Elapsed	
21	1	1:50.689	34.741	35.532	40.416	240.0	44:35.142	8	1	1:54.282	35.770	36.806	41.706	233.3	15:30.691	
22	1	1:50.087	34.121	35.586	40.380	244.3	46:25.229	9	1	1:54.243	35.470	36.895	41.878	237.9	17:24.934	
23	1	1:50.161	34.152	35.536	40.473	243.2	48:15.390	10	1	1:54.753	35.648	37.173	41.932	240.0	19:19.687	
24	1	1:51.166	34.815	35.687	40.664	243.2	50:06.556	11	1	<del>1:55.591</del>	<del>36.335</del>	37.190	42.066	240.5	21:15.278	
25	1	1:49.784	33.964	35.334	40.486	246.0	51:56.340	12	1	1:54.033	35.336	36.837	41.860	239.5	23:09.311	
26	1	1:49.674	34.056	35.377	40.241	242.7	53:46.014	13	1	1:54.774	35.331	37.004	42.439	240.5	25:04.085	
27	1	1:49.261	33.859	35.354	40.048	243.2	55:35.275	14	1	2:20.274	B	35.387	38.326	1:06.561	243.8	27:24.359
28	1	1:50.059	34.099	35.403	40.557	242.2	57:25.334	15	2	4:18.815	2:58.056	37.867	42.892		31:43.174	
29	1	1:50.041	34.199	35.557	40.285	242.2	59:15.375	16	2	2:26.528	35.635	37.259	1:13.634	231.3	34:09.702	
30	1	1:49.808	34.047	35.440	40.321	241.6	1:01:05.183	17	2	3:30.083	1:12.657	1:02.019	1:15.407		37:39.785	

85		Iron Dames by M Racing					Ligier JS2 R	
		1.Marta GARCIA					JS2 R	
1	1	2:00.626	40.206	38.545	41.875		2:00.626	
2	1	1:54.289	35.225	36.819	42.245	237.9	3:54.915	
3	1	1:53.144	35.061	36.718	41.365	237.9	5:48.059	
4	1	1:52.926	34.787	36.701	41.438	238.9	7:40.985	
5	1	1:53.342	34.909	36.864	41.569	238.9	9:34.327	
6	1	2:01.058	42.121	37.105	41.832	238.9	11:35.385	
7	1	1:53.304	35.263	36.526	41.515	238.9	13:28.689	
8	1	1:53.072	35.019	36.510	41.543	235.8	15:21.761	
9	1	1:53.181	34.968	36.727	41.486	236.3	17:14.942	
10	1	1:54.304	36.010	36.610	41.684	240.5	19:09.246	
11	1	1:53.404	35.101	36.674	41.629	234.8	21:02.650	
12	1	1:53.212	35.028	36.474	41.710	233.8	22:55.862	
13	1	1:52.940	34.912	36.514	41.514	233.8	24:48.802	
14	1	1:56.416	34.900	36.674	44.842	234.8	26:45.218	
15	1	2:02.230	B	36.080	38.043	48.107	228.3	28:47.448
16	1	5:15.593	2:57.161	1:01.718	1:16.714		34:03.041	
17	1	2:59.877	1:13.022	1:00.878	45.977		37:02.918	
18	1	1:56.113	35.963	37.862	42.288	235.3	38:59.031	
19	1	1:57.887	35.443	37.057	45.387	236.3	40:56.918	
20	1	1:54.944	35.110	37.595	42.239	243.2	42:51.862	
21	1	1:53.227	35.028	36.705	41.494	242.2	44:45.089	
22	1	1:53.063	34.792	36.711	41.560	240.5	46:38.152	
23	1	1:53.852	34.871	36.490	42.491	242.7	48:32.004	
24	1	1:54.761	34.771	37.168	42.822	241.1	50:26.765	
25	1	1:54.722	35.583	37.334	41.805	241.1	52:21.487	
26	1	1:53.065	34.857	36.493	41.715	238.4	54:14.552	
27	1	1:53.555	34.985	36.385	42.185	239.5	56:08.107	
28	1	1:53.173	35.004	36.557	41.612	235.3	58:01.280	
29	1	1:53.117	34.854	36.593	41.670	235.8	59:54.397	
30	1	1:53.704	35.070	36.878	41.756	240.0	1:01:48.101	

86		Les Deux Arbres					Ligier JS2 R	
		1.Sita VANMEERT					JS2 R	
		2.August THERBO						
1	1	2:06.106	45.882	37.863	42.361		2:06.106	
2	1	1:56.748	36.650	37.925	42.173	241.6	4:02.854	
3	1	1:55.220	35.453	37.531	42.236	238.9	5:58.074	
4	1	1:54.740	35.535	37.306	41.899	235.8	7:52.814	
5	1	1:54.891	35.747	37.185	41.959	236.3	9:47.705	
6	1	1:54.229	35.338	36.994	41.897	235.8	11:41.934	
7	1	1:54.475	35.267	36.996	42.212	234.8	13:36.409	