


LIGIER

EUROPEAN SERIES



Ligier European Series

Portimao Heat


Free Practice 1

Sector Analysis

Lap under Red Flag							Invalidated Lap		Personal Best		Session Best		B Crossing the pit lane		
Lap	D	Time	Sector 1	Sector 2	Sector 3	T. Spd	Elapsed	Lap	D	Time	Sector 1	Sector 2	Sector 3	T. Spd	Elapsed
31 ANS Motorsport 1. Paul TROJANI							Ligier JS2 R								
12	2	2:12.113	40.401	43.608	48.104	230.3	31:40.225	9	1	4:29.023	2:58.743	42.133	48.147		32:10.911
13	2	2:13.461	40.585	43.427	49.449	227.4	33:53.686	10	1	2:12.032	39.639	43.113	49.280	236.8	34:22.943
14	2	2:23.596 B	40.672	43.388	59.536	229.8	36:17.282	11	1	2:10.675	39.002	42.049	49.624	235.8	36:33.618
1	1	2:36.911	1:03.393	45.242	48.276		2:36.911	12	1	2:13.993	40.242	45.431	48.320	235.3	38:47.611
2	1	2:10.601	40.427	42.559	47.615	230.3	4:47.512	13	1	2:09.133	39.675	41.263	48.195	238.4	40:56.744
3	1	2:10.319	40.382	42.224	47.713	230.3	6:57.831								
4	1	2:09.868	40.340	41.539	47.989	228.8	9:07.699								
5	1	2:10.836	39.968	43.544	47.324	229.3	11:18.535								
6	1	2:09.344	39.590	41.546	48.208	231.3	13:27.879								
7	1	2:08.480	39.590	41.788	47.102	231.8	15:36.359								
8	1	2:08.980	39.689	41.764	47.527	233.3	17:45.339								
9	1	2:16.646 B	39.836	41.850	54.960	231.8	20:01.985								
10	1	5:51.752	3:24.216	1:06.343	1:21.193		25:53.737								
11	1	3:18.026	1:15.385	1:06.132	56.509	76.3	29:11.763								
12	1	2:15.977	39.948	41.461	54.568	233.3	31:27.740								
13	1	2:09.970	39.423	42.533	48.014	231.3	33:37.710								
14	1	2:09.391	39.916	41.600	47.875	230.3	35:47.101								
15	1	2:13.468	40.388	42.308	50.772	229.8	38:00.569								
16	1	2:09.360	39.714	41.505	48.141	233.8	40:09.929								
50 Les Deux Arbres 1. Antoine LEPESQUEUX 2. Noé DA CUHNA							Ligier JS2 R								
1	1	2:49.552	1:11.729	47.600	50.223		2:49.552								
2	1	2:16.070	42.310	44.872	48.888	194.6	5:05.622								
3	1	2:14.988	40.929	43.583	50.476	227.4	7:20.610								
4	1	2:12.642	41.583	42.903	48.156	208.5	9:33.252								
5	1	2:11.805	40.871	43.180	47.754	231.8	11:45.057								
6	1	2:13.155	40.573	42.283	50.299	232.8	13:58.212								
7	1	2:11.918	41.084	42.611	48.223	205.7	16:10.130								
8	1	2:11.753	41.014	42.443	48.296	228.3	18:21.883								
9	1	2:25.573 B	41.091	42.941	1:01.541	227.8	20:47.456								
10	2	10:11.593	8:39.589	44.173	47.831		30:59.049								
11	2	2:13.503	40.855	44.250	48.398	227.8	33:12.552								
12	2	2:11.300	40.286	42.579	48.435	227.8	35:23.852								
13	2	2:11.795	40.296	43.486	48.013	225.9	37:35.647								
14	2	2:10.905	40.156	42.284	48.465	227.8	39:46.552								
15	2	2:10.401	40.232	42.314	47.855	226.9	41:56.953								
53 M Racing 1. Cindy GUDET							Ligier JS2 R								
1	1	2:51.507	1:14.374	45.836	51.297		2:51.507								
2	1	2:16.035	41.379	44.568	50.088	225.9	5:07.542								
3	1	2:12.409	40.468	43.059	48.882	228.3	7:19.951								
4	1	2:12.111	40.671	42.708	48.732	227.4	9:32.062								
5	1	2:11.782	40.613	42.353	48.816	230.3	11:43.844								
6	1	2:22.192	40.222	52.295	49.675	229.3	14:06.036								
7	1	2:11.793	40.920	42.516	48.357	227.8	16:17.829								
8	1	2:20.424 B	40.428	42.725	57.271	228.8	18:38.253								
9	1	4:23.877	2:34.441	42.390	1:07.046		23:02.130								
10	1	3:43.168	1:15.663	1:07.826	1:19.679	76.7	26:45.298								
11	1	3:04.040	1:15.477	1:00.293	48.270	76.5	29:49.338								
12	1	2:11.428	40.254	42.488	48.686	230.8	32:00.766								
13	1	2:12.093	40.640	42.616	48.837	229.8	34:12.859								
14	1	2:12.027	40.800	42.282	48.945	228.3	36:24.886								
15	1	2:12.286	40.372	42.321	49.593	229.3	38:37.172								
16	1	2:22.330 B	41.159	42.395	58.776	229.3	40:59.502								
44 ASM Motorsport 1. André VIEIRA							Ligier JS P4								
1	1	7:49.318	6:15.124	45.997	48.197		7:49.318								
2	1	2:18.107 B	40.150	42.802	55.155	232.8	10:07.425								
3	1	4:21.898	2:51.901	42.379	47.618		14:29.323								
4	1	2:10.749	39.312	42.102	49.335	235.8	16:40.072								
5	1	2:15.267	39.266	45.342	50.659	236.8	18:55.339								
6	1	2:08.809	39.414	41.696	47.699	233.8	21:04.148								
7	1	2:51.829	39.102	41.939	1:30.788	234.8	23:55.977								
8	1	3:45.911 B	1:14.357	1:06.461	1:25.093	77.7	27:41.888								
58 M Racing 1. Jacques NICOLET							Ligier JS P4								
1	1	2:33.377	50.172	48.632	54.573		2:33.377								
2	1	2:15.504	42.818	43.643	49.043	189.5	4:48.881								
3	1	2:11.747	40.352	42.909	48.486	216.9	7:00.628								
4	1	2:10.760	39.817	41.946	48.997	236.8	9:11.388								
5	1	2:09.164	39.258	42.232	47.674	237.9	11:20.552								
6	1	2:09.685	39.286	42.373	48.026	235.8	13:30.237								
7	1	2:27.670 B	41.678	44.507	1:01.485	216.9	15:57.907								
8	1	3:22.952	1:51.370	42.774	48.808		19:20.859								

LIGIER

EUROPEAN SERIES



Ligier European Series

Portimao Heat

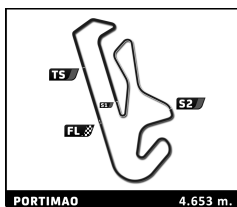
Free Practice 1

Sector Analysis

											Lap under Red Flag		Invalidated Lap		Personal Best		Session Best		B Crossing the pit lane	
Lap	D	Time	Sector 1	Sector 2	Sector 3	T. Spd	Elapsed	Lap	D	Time	Sector 1	Sector 2	Sector 3	T. Spd	Elapsed					
60 Iron Lynx by LRMotorsport							Ligier JS2 R													
1. Gregorio BERTOCCO							JS2 R													
2. Matteo PIANEZZOLA																				
9	1	2:13.351	39.646	42.961	50.744	234.3	21:34.210	8	1	2:05.618	39.171	39.588	46.859	238.4	17:07.461					
10	1	2:58.773 B	40.117	54.178	1:24.478	233.3	24:32.983	9	1	2:05.240	38.564	40.455	46.221	241.1	19:12.701					
11	1	5:00.493	2:47.759	1:09.348	1:03.386		29:33.476	10	1	2:04.290	38.480	39.669	46.141	240.5	21:16.991					
12	1	2:13.811	39.823	44.200	49.788	232.8	31:47.287	11	1	2:41.711 B	38.531	44.449	1:18.731	238.4	23:58.702					
13	1	2:12.425	39.540	43.209	49.676	235.8	33:59.712	12	2	5:12.069	2:58.408	1:05.329	1:08.332		29:10.771					
14	1	2:12.827	39.648	43.326	49.853	234.8	36:12.539	13	2	2:05.577	39.223	40.740	45.614	236.8	31:16.348					
15	1	2:12.212	39.620	43.306	49.286	234.8	38:24.751	14	2	2:05.810	38.642	40.616	46.552	241.6	33:22.158					
16	1	2:12.779	39.793	43.584	49.402	234.8	40:37.530	15	2	2:06.032	38.835	40.546	46.651	236.3	35:28.190					
60 Iron Lynx by LRMotorsport							Ligier JS2 R													
1. Gregorio BERTOCCO							JS2 R													
2. Matteo PIANEZZOLA																				
1	2	3:34.659 B	1:24.010	1:00.400	1:10.249		3:34.659	16	2	2:07.451	39.942	40.655	46.854	229.8	37:35.641					
2	2	4:51.349	3:18.124	43.945	49.280		8:26.008	17	2	2:05.596	38.665	40.092	46.839	238.4	39:41.237					
3	2	2:13.331	42.039	43.116	48.176	223.1	10:39.339	18	2	2:05.762	38.567	40.162	47.033	236.8	41:46.999					
4	2	2:12.225	41.486	42.623	48.116	229.8	12:51.564	77 RLR M Sport							Ligier JS P4					
5	2	2:10.209	40.128	41.613	48.468	230.8	15:01.773	1. Ian AGUILERA							JS P4					
6	2	2:09.487	40.356	41.228	47.908	231.8	17:11.260	1	1	2:30.146 B	51.951	42.561	55.634		2:30.146					
7	2	2:10.226	40.192	41.759	48.275	230.3	19:21.486	2	1	4:32.222	3:03.889	41.135	47.198		7:02.368					
8	2	8:33.355 B	40.056	42.364	7:10.935	233.3	27:54.841	3	1	2:07.229	39.843	40.847	46.539	235.8	9:09.597					
9	1	4:07.076	2:31.277	44.564	51.235		32:01.917	4	1	2:07.673	38.890	42.007	46.776	240.0	11:17.270					
10	1	2:12.638	40.473	43.721	48.444	230.8	34:14.555	5	1	2:06.653	38.890	41.290	46.473	237.9	13:23.923					
11	1	2:11.136	40.449	42.313	48.374	234.3	36:25.691	6	1	2:06.787	38.887	40.827	47.073	237.9	15:30.710					
12	1	2:11.744	40.374	42.287	49.083	235.3	38:37.435	7	1	2:06.330	39.222	40.466	46.642	238.9	17:37.040					
13	1	2:18.424	47.817	42.193	48.414	235.3	40:55.859	8	1	2:13.732 B	39.345	40.783	53.604	238.4	19:50.772					
66 Team Virage							Ligier JS P4													
1. Jeronimo BERRIO							JS P4													
2. Pedro MORENO																				
1	2	2:16.816	47.407	41.913	47.496		2:16.816	9	1	5:40.431	3:16.272	1:06.005	1:18.154		25:31.203					
2	2	2:06.353	39.834	40.596	45.923	238.4	4:23.169	10	1	3:27.164	1:14.935	1:06.785	1:05.444	76.8	28:58.367					
3	2	2:05.538	38.966	39.903	46.669	242.2	6:28.707	11	1	2:04.700	38.299	40.565	45.836	234.8	31:03.067					
4	2	2:06.586	39.552	40.934	46.100	239.5	8:35.293	12	1	2:05.390	38.196	41.167	46.027	238.9	33:08.457					
5	2	2:05.377	38.955	40.218	46.204	241.1	10:40.670	13	1	2:04.655	38.426	40.161	46.068	237.4	35:13.112					
6	2	2:07.181	39.083	41.417	46.681	241.6	12:47.851	14	1	2:04.868	38.454	40.275	46.139	238.9	37:17.980					
7	2	2:05.786	38.658	40.397	46.731	240.5	14:53.637	15	1	2:05.124	38.594	40.000	46.530	239.5	39:23.104					
8	2	2:06.426	38.770	40.634	47.022	241.1	17:00.063	16	1	2:05.287	38.733	40.390	46.164	237.4	41:28.391					
9	2	2:18.740 B	39.202	41.221	58.317	240.5	19:18.803	81 LR Motorsport							Ligier JS P4					
10	1	7:14.757	4:50.612	1:05.589	1:18.556		26:33.560	1. Manuel QUONDAMCARLI							JS P4					
11	1	3:04.236	1:15.118	1:03.388	45.730	76.4	29:37.796	2. Simone BULLO JODY												
12	1	2:06.953	38.308	41.841	46.804	239.5	31:44.749	1	1	2:48.651	1:03.693	51.209	53.749		2:48.651					
13	1	2:08.242	38.965	41.126	48.151	238.4	33:52.991	2	1	2:19.712	42.570	45.197	51.945	186.9	5:08.363					
14	1	2:05.070	38.861	40.263	45.946	236.8	35:58.061	3	1	2:15.984	41.460	44.236	50.288	196.0	7:24.347					
15	1	2:05.748	38.897	40.493	46.358	241.1	38:03.809	4	1	2:14.208	41.449	43.886	48.873	207.3	9:38.555					
16	1	2:06.279	38.557	40.864	46.858	240.5	40:10.088	5	1	2:14.705	40.389	45.609	48.707	217.7	11:53.260					
71 Monza Garage							Ligier JS P4													
1. Chun-Ting CHOU							JS P4													
2. James WINSLOW																				
1	1	2:27.525	53.427	45.670	48.428		2:27.525	6	1	2:13.482	40.357	43.529	49.596	213.4	14:06.742					
2	1	2:07.137	39.455	41.129	46.553	236.3	4:34.662	7	1	2:11.701	41.139	42.832	47.730	220.9	16:18.443					
3	1	2:05.622	39.198	40.442	45.982	237.9	6:40.284	8	1	2:14.304	40.446	43.149	50.709	228.3	18:32.747					
4	1	2:04.945	38.754	40.089	46.102	240.0	8:45.229	9	1	2:19.466 B	39.539	42.687	57.240	225.9	20:52.213					
5	1	2:06.083	38.742	41.490	45.851	240.0	10:51.312	10	2	8:25.719	6:20.520	1:07.500	57.699		29:17.932					
6	1	2:04.188	38.246	39.722	46.220	240.0	12:55.500	11	2	2:13.108	41.153	44.044	47.911	233.8	31:31.040					
7	1	2:06.343	38.709	40.074	47.560	241.1	15:01.843	12	2	2:08.789	39.607	41.680	47.502	230.3	33:39.829					
85 Iron Dames by M Racing							Ligier JS2 R													
1. Marta GARCIA							JS2 R													
1	1	2:46.894	1:11.818	45.548	49.528		2:46.894	13	2	2:09.505	39.380	42.171	47.954	223.6	35:49.334					
2	1	2:11.930	41.128	42.557	48.245	221.3	4:58.824	14	2	2:09.784	39.636	42.228	47.920	235.8	37:59.118					
							15 2 2:07.924 39.183 41.004 47.737 236.3 40:07.042													

LIGIER

EUROPEAN SERIES



Ligier European Series

Portimao Heat

Free Practice 1

PORTIMAO 4.653 m.

Sector Analysis

Lap under Red Flag Invalidated Lap Personal Best Session Best B Crossing the pit lane

Lap	D	Time	Sector 1	Sector 2	Sector 3	T. Spd	Elapsed	Lap	D	Time	Sector 1	Sector 2	Sector 3	T. Spd	Elapsed
3	1	2:10.704	40.890	42.118	47.696	229.3	7:09.528								
4	1	2:19.129	40.570	45.939	52.620	225.5	9:28.657								
5	1	2:11.006	40.018	42.432	48.556	229.3	11:39.663								
6	1	2:09.475	40.174	41.929	47.372	229.8	13:49.138								
7	1	2:18.838 B	40.031	42.002	56.805	231.3	16:07.976								
8	1	4:29.098	2:57.888	42.870	48.340		20:37.074								
9	1	2:23.260	40.120	41.827	1:01.313	226.4	23:00.334								
10	1	3:38.932	1:14.997	1:04.970	1:18.965	80.5	26:39.266								
11	1	3:09.075	1:15.251	1:05.843	47.981	81.1	29:48.341								
12	1	2:10.929	40.232	42.648	48.049	228.3	31:59.270								
13	1	2:11.310	40.284	42.140	48.886	227.8	34:10.580								
14	1	2:11.188	40.096	42.135	48.957	224.5	36:21.768								
15	1	2:20.887	40.293	50.703	49.891	225.9	38:42.655								
16	1	2:12.068	40.472	42.428	49.168	227.4	40:54.723								

86		Les Deux Arbres		Ligier JS2 R		
		1.Sita VANMEERT		JS2 R		
		2.August THERBO				
1	1	2:30.324	55.750	44.540	50.034	2:30.324
2	1	2:14.390	41.797	43.334	49.259	4:44.714
3	1	2:15.575	41.328	44.252	49.995	7:00.289
4	1	2:14.865	42.034	43.788	49.043	9:15.154
5	1	2:14.828	41.144	43.728	49.956	11:29.982
6	1	2:14.674	41.877	43.397	49.400	13:44.656
7	1	2:13.927	41.211	43.109	49.607	15:58.583
8	1	2:13.784	41.255	43.309	49.220	18:12.367
9	1	2:20.815 B	41.205	43.226	56.384	20:33.182
10	2	10:34.007	9:00.629	44.676	48.702	31:07.189
11	2	3:22.125	41.137	1:51.291	49.697	34:29.314
12	2	2:13.614	41.190	43.429	48.995	36:42.928
13	2	2:12.551	41.015	43.070	48.466	38:55.479
14	2	2:11.904	40.798	42.660	48.446	41:07.383