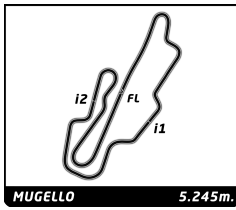


LIGIER

EUROPEAN SERIES



Ligier European Series

Mugello Heat

Race 2

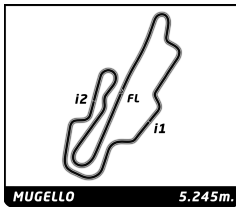
Sector Analysis

Lap under Red Flag Invalidated Lap Personal Best Session Best B Crossing the pit lane

Lap	D	Time	Sector 1	Sector 2	Sector 3	T. Spd	Elapsed	Lap	D	Time	Sector 1	Sector 2	Sector 3	T. Spd	Elapsed
1 Team Virage Ligier JS P4															
1.Theo MICOURIS JS P4															
2.Haydn CHANCE JS P4															
1	1	2:11.616	44.589	34.757	52.270		2:11.616	18	1	2:00.478	41.071	37.661	41.746	243.2	40:17.899
2	1	3:24.171	1:11.839	1:06.545	1:05.787		5:35.787	19	1	1:59.017	40.715	36.915	41.387	240.5	42:16.916
3	1	2:45.222	53.000	47.496	1:04.726	186.2	8:21.009	20	1	2:18.554 B	41.598	37.063	59.893	241.1	44:35.470
4	1	1:52.280	38.834	33.933	39.513	242.7	10:13.289	21	1	2:06.963	48.104	37.261	41.598	163.9	46:42.433
5	1	1:51.003	37.956	33.723	39.324	247.1	12:04.292	22	1	1:58.741	40.337	36.700	41.704	248.8	48:41.174
6	1	1:50.853	37.891	33.601	39.361	247.1	13:55.145	23	1	1:59.006	40.456	36.958	41.592	241.6	50:40.180
7	1	1:51.174	37.856	33.919	39.399	246.6	15:46.319	24	1	1:57.628	39.917	36.588	41.123	242.2	52:37.808
8	1	1:51.336	37.869	33.818	39.649	245.5	17:37.655	25	1	1:57.226	39.980	36.124	41.122	242.2	54:35.034
9	1	1:51.656	38.094	34.029	39.533	246.0	19:29.311	26	1	1:57.292	39.754	35.532	42.006	243.2	56:32.326
10	1	1:51.495	37.995	34.063	39.437	247.1	21:20.806	27	1	1:56.804	39.872	35.937	40.995	242.2	58:29.130
11	1	1:51.885	37.926	34.259	39.700	247.7	23:12.691	28	1	1:57.625	39.927	36.226	41.472	242.2	1:00:26.755
12	1	1:51.941	38.123	34.272	39.546	247.7	25:04.632	29	1	1:58.466	41.049	36.014	41.403	240.5	1:02:25.221
13	1	1:52.747	38.055	34.843	39.849	247.1	26:57.379								
14	1	1:52.758	38.203	34.747	39.808	245.5	28:50.137								
15	1	4:05.902 B	38.406	34.469	2:53.027	244.9	32:56.039								
16	2	2:04.373	47.687	36.282	40.404	162.7	35:00.412								
17	2	1:54.840	39.047	35.681	40.112	247.1	36:55.252								
18	2	1:55.587	38.682	35.849	41.056	248.8	38:50.839								
19	2	1:53.985	38.640	34.952	40.393	246.6	40:44.824								
20	2	1:56.048	40.741	35.046	40.261	249.4	42:40.872								
21	2	1:54.093	38.763	35.033	40.297	251.2	44:34.965								
22	2	1:54.563	38.757	35.480	40.326	247.7	46:29.528								
23	2	1:54.072	38.828	35.138	40.106	245.5	48:23.600								
24	2	1:54.359	38.829	35.289	40.241	247.1	50:17.959								
25	2	1:54.996	39.074	35.309	40.613	249.4	52:12.955								
26	2	1:54.905	39.360	35.213	40.332	251.2	54:07.860								
27	2	1:55.146	39.189	35.493	40.464	248.3	56:03.006								
28	2	1:56.425	39.815	35.746	40.864	248.8	57:59.431								
29	2	1:56.452	39.702	35.547	41.203	247.1	59:55.883								
30	2	1:56.844	40.048	35.943	40.853	248.3	1:01:52.727								
3 Smart Driving Ligier JS P4															
1.Alin FULGA JS P4															
1	1	2:25.727	51.609	38.087	56.031		2:25.727								
2	1	3:20.956	1:04.964	1:07.280	1:08.712	147.5	5:46.683								
3	1	2:39.546	49.570	48.184	1:01.792	174.8	8:26.229								
4	1	2:05.189	43.361	40.469	41.359	246.6	10:31.418								
5	1	2:00.221	40.136	37.910	42.175	249.4	12:31.639								
6	1	1:57.497	39.808	36.315	41.374	245.5	14:29.136								
7	1	1:56.177	39.565	35.849	40.763	243.8	16:25.313								
8	1	1:55.221	39.236	35.498	40.487	246.0	18:20.534								
9	1	1:56.093	39.259	36.193	40.641	246.6	20:16.627								
10	1	1:55.457	39.426	35.345	40.686	244.3	22:12.084								
11	1	1:55.165	39.178	35.417	40.570	244.9	24:07.249								
12	1	1:54.914	39.198	35.303	40.413	244.3	26:02.163								
13	1	1:55.329	39.262	35.466	40.601	245.5	27:57.492								
14	1	1:57.437	39.826	36.382	41.229	242.7	29:54.929								
15	1	4:14.201 B	39.718	35.604	2:58.879	241.6	34:09.130								
16	1	2:05.197	48.207	36.251	40.739	163.4	36:14.327								
17	1	2:03.094	43.549	37.405	42.140	247.7	38:17.421								
4 Nielsen Racing Ligier JS P4															
1.Ben CAISLEY JS P4															
1	1	2:16.095	46.712	35.867	53.516		2:16.095								
2	1	3:22.089	1:09.518	1:06.721	1:05.850	137.1	5:38.184								
3	1	2:44.148	52.724	47.228	1:04.196	170.3	8:22.332								
4	1	1:55.023	40.008	35.107	39.908	249.4	10:17.355								
5	1	1:54.327	39.417	34.713	40.197	242.7	12:11.682								
6	1	1:53.910	39.240	34.649	40.021	243.2	14:05.592								
7	1	1:53.560	38.822	34.631	40.107	244.9	15:59.152								
8	1	1:53.738	39.041	34.602	40.095	243.2	17:52.890								
9	1	1:53.563	38.788	34.478	40.297	243.2	19:46.453								
10	1	1:54.093	38.973	34.858	40.262	243.2	21:40.546								
11	1	1:54.539	39.190	34.871	40.478	244.3	23:35.085								
12	1	1:54.888	39.069	34.770	41.049	242.7	25:29.973								
13	1	1:54.305	39.340	34.730	40.235	242.7	27:24.278								
14	1	1:55.076	39.352	35.001	40.723	242.2	29:19.354								
15	1	4:12.634 B	39.275	34.928	2:58.431	242.7	33:31.988								
16	1	2:02.295	46.889	35.038	40.368	164.6	35:34.283								
17	1	1:54.174	39.115	34.592	40.467	243.2	37:28.457								
18	1	1:54.265	39.201	34.615	40.449	243.8	39:22.722								
19	1	1:54.418	39.175	34.886	40.357	242.7	41:17.140								
20	1	1:54.019	39.087	34.756	40.176	242.7	43:11.159								
21	1	1:55.411	39.276	35.774	40.361	243.8	45:06.570								
22	1	1:54.963	39.074	35.464	40.425	250.0	47:01.533								
23	1	1:54.737	39.301	35.003	40.433	248.3	48:56.270								
24	1	1:55.879	39.514	35.539	40.826	248.3	50:52.149								
25	1	1:54.290	39.258	34.789	40.243	244.9	52:46.439								
26	1	1:54.897	39.298	35.217	40.382	242.7	54:41.336								
27	1	1:54.912	39.316	35.173	40.423	243.2	56:36.248								
28	1	1:55.143	39.441	35.313	40.389	243.8	58:31.391								
29	1	1:55.436	39.228	34.959	41.249	246.6	1:00:26.827								
30	1	1:54.953	39.274	35.074	40.605	246.0	1:02:21.780								
6 ANS Motorsport Ligier JS P4															
1.Iko SEGRET JS P4															
1	1	2:13.464	46.006	35.314	52.144		2:13.464								
2	1	3:23.478	1:11.005	1:06.714	1:05.759		5:36.942								
3	1	2:44.963	52.925	47.212	1:04.826	190.5	8:21.905								
4	1	3:12.687 B	46.095	43.089	1:43.503	237.4	11:34.592								
5	1	2:01.475	46.117	35.270	40.088	162.2	13:36.067								

LIGIER

EUROPEAN SERIES



Ligier European Series

Mugello Heat

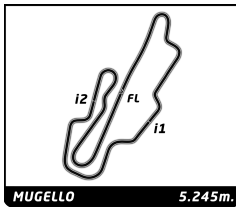
Race 2

Sector Analysis

Lap under Red Flag												Invalidated Lap	Personal Best	Session Best	B Crossing the pit lane
Lap	D	Time	Sector 1	Sector 2	Sector 3	T. Spd	Elapsed	Lap	D	Time	Sector 1	Sector 2	Sector 3	T. Spd	Elapsed
6	1	1:52.900	38.429	34.211	40.260	242.7	15:28.967	27	1	2:08.772	42.827	40.941	45.004	241.1	58:09.836
7	1	1:52.872	38.431	34.293	40.148	241.6	17:21.839	28	1	2:08.224	43.619	40.698	43.907	243.2	1:00:18.060
8	1	2:12.155 B	38.714	34.557	58.884	243.2	19:33.994	29	1	2:06.968	42.400	39.861	44.707	238.4	1:02:25.028
9	1	2:00.976	45.978	34.776	40.222	164.6	21:34.970	18 Pegasus Racing 1. Louis STERN 2. Gwenaël DELOMIER Ligier JS2 R JS2 R AM							
10	1	1:54.039	38.603	35.147	40.289	246.6	23:29.009	1	1	2:26.827	52.987	38.949	54.891		2:26.827
11	1	1:53.958	38.736	34.781	40.441	245.5	25:22.967	2	1	3:21.698	1:05.116	1:07.498	1:09.084	163.4	5:48.525
12	1	4:12.533 B	38.700	34.794	2:59.039	244.9	29:35.500	3	1	2:39.002	49.665	48.028	1:01.309	204.2	8:27.527
13	1	2:04.061	47.384	36.027	40.650	163.9	31:39.561	4	1	2:08.513	44.184	40.225	44.104	238.9	10:36.040
14	1	1:56.296	39.220	36.531	40.545	243.2	33:35.857	5	1	2:03.571	42.003	37.791	43.777	238.4	12:39.611
15	1	1:54.261	39.020	34.763	40.478	243.8	35:30.118	6	1	2:04.076	42.043	38.114	43.919	233.8	14:43.687
16	1	1:54.527	39.030	35.069	40.428	243.2	37:24.645	7	1	2:03.827	42.320	38.274	43.233	233.3	16:47.514
17	1	1:55.091	39.038	35.029	41.024	244.9	39:19.736	8	1	2:02.368	41.905	37.390	43.073	232.3	18:49.882
18	1	1:55.038	39.560	34.913	40.565	244.3	41:14.774	9	1	2:02.083	41.625	37.609	42.849	233.3	20:51.965
19	1	1:54.040	38.932	34.804	40.304	243.8	43:08.814	10	1	2:02.171	41.804	37.441	42.926	233.8	22:54.136
20	1	1:56.641	39.311	35.643	41.687	246.0	45:05.455	11	1	2:02.957	41.869	37.913	43.175	233.3	24:57.093
21	1	1:55.489	39.229	35.634	40.626	246.0	47:00.944	12	1	2:03.355	41.714	38.367	43.274	232.8	27:00.448
22	1	1:56.015	40.229	35.325	40.461	244.9	48:56.959	13	1	2:46.554 B	41.808	38.253	2:26.493	233.3	30:47.002
23	1	1:56.446	39.678	35.501	41.267	250.0	50:53.405	14	2	2:08.469	48.310	37.378	42.781	154.9	32:55.471
24	1	1:54.672	38.907	35.323	40.442	248.8	52:48.077	15	2	2:01.291	41.258	37.012	43.021	235.3	34:56.762
25	1	1:53.896	38.841	34.950	40.105	246.6	54:41.973	16	2	2:01.764	41.328	37.706	42.730	234.3	36:58.526
26	1	1:54.835	39.156	35.286	40.393	250.0	56:36.808	17	2	2:02.253	41.126	38.205	42.922	238.4	39:00.779
27	1	1:54.922	39.142	35.515	40.265	251.7	58:31.730	18	2	2:01.952	41.251	37.730	42.971	233.8	41:02.731
28	1	1:55.201	39.339	35.193	40.669	254.1	1:00:26.931	19	2	2:01.530	41.504	37.070	42.956	232.8	43:04.261
29	1	1:55.940	40.001	35.262	40.677	244.9	1:02:22.871	20	2	2:01.514	41.403	37.134	42.977	232.8	45:05.775
16 Pegasus Racing 1. Jordan MEYER Ligier JS P4 JS P4							21 2:01.447 41.520 37.301 42.626 237.4 47:07.222								
1	1	2:28.541	53.706	38.848	55.987		2:28.541	22	2	2:03.339	41.938	38.459	42.942	235.3	49:10.561
2	1	3:22.252	1:04.866	1:07.488	1:09.898	155.8	5:50.793	23	2	2:01.317	41.386	37.082	42.849	234.8	51:11.878
3	1	2:37.049	48.721	47.945	1:00.383	189.1	8:27.842	24	2	2:01.352	41.616	37.001	42.735	234.3	53:13.230
4	1	2:04.634	42.360	40.974	41.300	239.5	10:32.476	25	2	2:01.112	41.221	37.157	42.734	235.3	55:14.342
5	1	1:59.572	39.895	37.325	42.352	243.2	12:32.048	26	2	2:03.182	41.107	37.187	44.888	236.3	57:17.524
6	1	1:57.608	39.856	36.067	41.685	244.3	14:29.656	27	2	2:04.153	41.439	37.957	44.757	237.9	59:21.677
7	1	1:56.004	39.507	35.848	40.649	245.5	16:25.660	28	2	2:05.190	41.873	37.669	45.648	234.8	1:01:26.867
8	1	1:55.640	39.369	35.525	40.746	249.4	18:21.300	29	2	2:06.735	41.662	38.212	46.861	233.3	1:03:33.602
9	1	1:56.023	39.702	35.508	40.813	242.7	20:17.323	29 Pegasus Racing 1. Julien SCHELL 2. David CAUSSANEL Ligier JS2 R JS2 R P/A							
10	1	1:57.398	40.177	36.176	41.045	244.9	22:14.721	1	2	2:22.290	51.215	38.253	52.822		2:22.290
11	1	1:56.684	39.851	36.198	40.635	248.3	24:11.405	2	2	3:22.230	1:07.136	1:07.053	1:08.041	162.4	5:44.520
12	1	1:55.693	39.244	35.564	40.885	248.3	26:07.098	3	2	2:41.021	50.403	47.971	1:02.647	182.1	8:25.541
13	1	1:56.854	39.645	36.143	41.066	242.7	28:03.952	4	2	2:06.918	43.756	40.048	43.114	237.9	10:32.459
14	1	1:56.630	39.891	35.724	41.015	242.2	30:00.582	5	2	2:01.361	41.428	37.518	42.415	238.9	12:33.820
15	1	4:15.623 B	39.860	35.709	3:00.054	242.2	34:16.205	6	2	2:00.285	41.377	36.503	42.405	240.0	14:34.105
16	1	2:04.455	47.117	36.273	41.065	164.6	36:20.660	7	2	2:00.147	41.267	36.587	42.293	236.3	16:34.252
17	1	1:57.003	39.562	36.144	41.297	244.9	38:17.663	8	2	2:00.413	40.949	37.003	42.461	237.9	18:34.665
18	1	2:00.925	41.357	37.922	41.646	240.5	40:18.588	9	2	1:59.991	40.773	36.934	42.284	236.8	20:34.656
19	1	1:58.621	40.891	36.725	41.005	247.7	42:17.209	10	2	2:00.598	41.018	36.953	42.627	237.9	22:35.254
20	1	1:58.068	41.040	35.960	41.068	246.0	44:15.277	11	2	2:00.311	40.964	36.908	42.439	237.4	24:35.565
21	1	1:56.967	40.022	35.982	40.963	241.1	46:12.244	12	2	2:00.644	41.120	37.068	42.456	236.3	26:36.209
22	1	1:58.556	40.057	37.166	41.333	243.8	48:10.800	13	2	4:01.947 B	41.419	37.018	2:43.510	234.8	30:38.156
23	1	1:56.512	39.663	35.689	41.160	239.5	50:07.312	14	1	2:09.416	49.032	37.551	42.833	154.9	32:47.572
24	1	1:57.925	39.942	36.621	41.362	243.2	52:05.237	15	1	2:02.154	41.652	37.507	42.995	235.8	34:49.726
25	1	1:56.942	39.940	35.876	41.126	243.8	54:02.179								
26	1	1:58.885	40.194	36.406	42.285	241.1	56:01.064								

LIGIER

EUROPEAN SERIES



Ligier European Series

Mugello Heat

Race 2

Sector Analysis

Lap under Red Flag Invalidated Lap Personal Best Session Best Crossing the pit lane

Lap	D	Time	Sector 1	Sector 2	Sector 3	T. Spd	Elapsed	Lap	D	Time	Sector 1	Sector 2	Sector 3	T. Spd	Elapsed
16	1	2:01.740	41.546	37.476	42.718	235.8	36:51.466	6	1	1:55.877	39.202	35.901	40.774	248.3	14:12.401
17	1	2:02.267	41.188	37.921	43.158	235.3	38:53.733	7	1	1:55.398	39.189	35.649	40.560	246.6	16:07.799
18	1	2:01.597	41.322	37.533	42.742	236.3	40:55.330	8	1	1:54.636	39.083	35.360	40.193	246.0	18:02.435
19	1	2:02.154	42.006	37.586	42.562	235.8	42:57.484	9	1	1:54.373	38.889	35.310	40.174	245.5	19:56.808
20	1	2:02.095	42.190	37.229	42.676	237.4	44:59.579	10	1	1:57.016	40.021	36.522	40.473	247.7	21:53.824
21	1	2:01.077	41.163	37.245	42.669	234.8	47:00.656	11	1	1:56.442	39.684	36.042	40.716	249.4	23:50.266
22	1	2:02.211	41.956	37.378	42.877	234.3	49:02.867	12	1	1:56.150	39.550	36.285	40.315	247.7	25:46.416
23	1	2:02.212	41.208	38.049	42.955	234.8	51:05.079	13	1	4:08.318 B	39.135	35.777	2:53.406	252.3	29:54.734
24	1	2:01.257	41.368	37.229	42.660	236.8	53:06.336	14	2	2:03.785	47.470	35.862	40.453	165.4	31:58.519
25	1	2:01.738	41.394	37.823	42.521	235.3	55:08.074	15	2	1:54.760	39.235	35.082	40.443	247.7	33:53.279
26	1	2:01.204	41.112	37.349	42.743	236.3	57:09.278	16	2	1:54.645	39.098	35.277	40.270	244.9	35:47.924
27	1	2:01.212	41.281	37.316	42.615	237.4	59:10.490	17	2	1:54.493	39.318	34.897	40.278	247.7	37:42.417
28	1	2:02.851	41.561	38.113	43.177	237.9	1:01:13.341	18	2	1:55.526	39.871	35.242	40.413	246.0	39:37.943
29	1	2:01.409	41.233	37.333	42.843	234.3	1:03:14.750	19	2	1:55.312	39.611	35.391	40.310	245.5	41:33.255

31 **ANS Motorsport**
1. Clément MORENO
Ligier JS2 R
JS2 R AM

1	1	2:21.138	50.347	38.012	52.779		2:21.138
2	1	3:22.248	1:07.018	1:07.078	1:08.152	141.4	5:43.386
3	1	2:41.319	50.293	48.000	1:03.026	197.4	8:24.705
4	1	2:05.229	44.051	38.804	42.374	229.8	10:29.934
5	1	2:02.246	41.073	38.308	42.865	237.9	12:32.180
6	1	2:00.349	41.112	36.796	42.441	238.9	14:32.529
7	1	2:00.742	41.188	37.035	42.519	234.8	16:33.271
8	1	2:01.723	40.959	38.142	42.622	237.4	18:34.994
9	1	2:00.718	41.200	36.999	42.519	242.2	20:35.712
10	1	2:00.461	40.997	37.152	42.312	236.3	22:36.173
11	1	2:00.481	41.146	36.928	42.407	239.5	24:36.654
12	1	2:00.679	41.177	36.994	42.508	238.4	26:37.333
13	1	2:01.228	41.225	37.372	42.631	236.3	28:38.561
14	1	3:50.498 B	41.416	37.640	2:31.442	233.8	32:29.059
15	1	2:08.616	48.411	37.335	42.870	156.5	34:37.675
16	1	2:01.874	41.589	37.471	42.814	236.8	36:39.549
17	1	2:02.711	41.398	38.295	43.018	236.3	38:42.260
18	1	2:01.570	41.295	37.395	42.880	235.3	40:43.830
19	1	2:02.997	42.269	37.753	42.975	235.3	42:46.827
20	1	2:02.772	41.509	38.066	43.197	233.8	44:49.599
21	1	2:02.473	41.610	37.844	43.019	235.8	46:52.072
22	1	2:03.308	42.014	38.090	43.204	233.3	48:55.380
23	1	2:03.268	42.296	37.842	43.130	235.3	50:58.648
24	1	2:02.466	41.446	38.179	42.841	235.8	53:01.114
25	1	2:02.870	41.713	37.877	43.280	235.3	55:03.984
26	1	2:03.445	42.235	38.046	43.164	234.8	57:07.429
27	1	2:02.605	41.645	37.832	43.128	236.3	59:10.034
28	1	2:30.296	41.789	38.109	1:10.398	236.3	1:01:40.330

32 **Team Virage**
1. Umberto D'AMATO
2. Jacopo D'AMATO
Ligier JS P4
JS P4

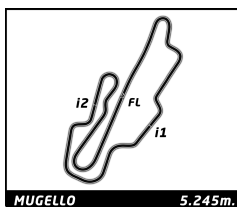
1	1	2:16.962	48.295	36.868	51.799		2:16.962
2	1	3:22.446	1:09.277	1:06.824	1:06.345	145.4	5:39.408
3	1	2:43.753	51.993	47.654	1:04.106	155.4	8:23.161
4	1	1:57.590	40.814	35.983	40.793	245.5	10:20.751
5	1	1:55.773	39.684	35.701	40.388	247.1	12:16.524

44 **ASM Motorsport**
1. André VIEIRA
Ligier JS P4
JS P4

1	1	2:21.641	50.877	37.968	52.796		2:21.641
2	1	3:22.352	1:07.295	1:06.868	1:08.189	145.9	5:43.993
3	1	2:40.696	50.391	47.815	1:02.490	192.5	8:24.689
4	1	2:02.265	43.787	37.376	41.102	242.7	10:26.954
5	1	1:56.831	40.092	35.658	41.081	246.6	12:23.785
6	1	1:55.634	39.995	35.380	40.259	244.3	14:19.419
7	1	1:55.818	39.389	35.792	40.637	244.9	16:15.237
8	1	1:57.375	40.778	35.989	40.608	243.8	18:12.612
9	1	1:56.174	39.820	35.728	40.626	244.9	20:08.786
10	1	1:56.364	39.943	35.612	40.809	243.2	22:05.150
11	1	1:56.698	39.922	35.695	41.081	244.3	24:01.848
12	1	1:57.185	40.054	36.168	40.963	242.7	25:59.033
13	1	4:17.802 B	40.141	35.961	3:01.700	243.2	30:16.835
14	1	2:05.887	47.727	36.891	41.269	164.6	32:22.722
15	1	1:58.419	40.191	36.402	41.826	243.2	34:21.141
16	1	1:57.253	40.234	36.118	40.901	243.2	36:18.394
17	1	1:58.992	40.114	37.173	41.705	245.5	38:17.386
18	1	2:00.896	41.377	37.842	41.677	241.6	40:18.282
19	1	1:59.303	40.892	37.336	41.075	247.1	42:17.585
20	1	1:59.639	41.296	37.021	41.322	244.9	44:17.224
21	1	1:57.405	39.997	36.312	41.096	244.3	46:14.629
22	1	1:57.632	39.994	36.511	41.127	243.2	48:12.261
23	1	1:59.929	40.147	37.569	42.213	248.8	50:12.190
24	1	1:59.925	40.518	37.416	41.991	245.5	52:12.115
25	1	2:00.144	41.536	36.931	41.677	243.2	54:12.259

LIGIER

EUROPEAN SERIES



Ligier European Series

Mugello Heat

Race 2

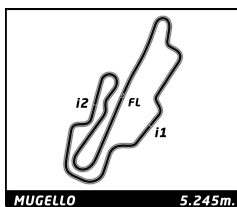
MUGELLO 5.245m. Sector Analysis

Lap under Red Flag Invalidated Lap Personal Best Session Best Crossing the pit lane

Lap	D	Time	Sector 1	Sector 2	Sector 3	T. Spd	Elapsed	Lap	D	Time	Sector 1	Sector 2	Sector 3	T. Spd	Elapsed
5	2	1:58.841	40.626	36.319	41.896	238.9	12:23.882	26	1	1:52.880	38.608	34.453	39.819	247.1	53:56.021
6	2	1:59.390	41.000	36.401	41.989	241.6	14:23.272	27	1	1:52.627	38.455	34.542	39.630	245.5	55:48.648
7	2	1:58.767	40.400	36.431	41.936	243.2	16:22.039	28	1	1:52.901	38.547	34.502	39.852	248.8	57:41.549
8	2	1:59.274	40.859	36.450	41.965	236.8	18:21.313	29	1	1:52.890	38.548	34.454	39.888	247.7	59:34.439
9	2	1:59.190	40.754	36.553	41.883	240.0	20:20.503	30	1	1:53.949	38.456	34.437	41.056	246.6	1:01:28.388
10	2	1:59.251	40.646	36.565	42.040	238.9	22:19.754	71 Monza Garage Ligier JS P4							
11	2	1:59.170	40.751	36.519	41.900	239.5	24:18.924	1.Chun-Ting CHOU JS P4							
12	2	1:59.546	40.788	36.716	42.042	238.4	26:18.470	2.James WINSLOW							
13	2	1:59.624	40.860	36.684	42.080	237.4	28:18.094	1	1	6:21.254	4:59.141	40.258	41.855		6:21.254
14	2	4:10.066 B	40.756	36.617	2:52.693	237.9	32:28.160	2	1	2:08.060	40.341	35.587	52.132	242.2	8:29.314
15	1	2:08.118	48.268	37.128	42.722	156.1	34:36.278	3	1	1:59.426	41.089	38.075	40.262	251.7	10:28.740
16	1	2:01.046	41.278	37.106	42.662	237.4	36:37.324	4	1	1:55.487	39.651	36.196	39.640	252.9	12:24.227
17	1	2:01.713	41.878	37.314	42.521	236.3	38:39.037	5	1	1:53.190	38.725	34.441	40.024	251.7	14:17.417
18	1	2:00.506	41.178	36.861	42.467	236.3	40:39.543	6	1	1:53.683	38.638	34.993	40.052	246.0	16:11.100
19	1	2:00.958	40.914	36.982	43.062	236.3	42:40.501	7	1	1:52.940	38.461	34.495	39.984	246.6	18:04.040
20	1	2:00.801	41.333	36.975	42.493	236.8	44:41.302	8	1	1:53.154	38.490	34.788	39.876	246.6	19:57.194
21	1	2:00.801	40.895	36.954	42.952	237.4	46:42.103	9	1	1:54.834	39.709	35.094	40.031	247.7	21:52.028
22	1	2:01.087	41.382	36.982	42.723	239.5	48:43.190	10	1	1:53.825	38.666	34.687	40.472	245.5	23:45.853
23	1	2:00.389	40.992	37.075	42.322	237.4	50:43.579	11	1	1:53.735	38.746	34.763	40.226	246.0	25:39.588
24	1	2:22.610 B	41.096	37.356	1:04.158	238.9	53:06.189	12	1	1:53.465	38.804	34.799	39.862	244.9	27:33.053
25	1	2:08.561	48.983	37.164	42.414	154.3	55:14.750	13	1	1:53.802	38.806	34.888	40.108	246.0	29:26.855
26	1	2:01.346	41.261	37.101	42.984	243.2	57:16.096	14	1	1:53.881	38.843	34.796	40.242	247.1	31:20.736
27	1	2:01.016	41.097	37.374	42.545	238.4	59:17.112	15	1	4:07.072 B	39.028	35.011	2:53.033	245.5	35:27.808
28	1	2:01.822	41.226	37.237	43.359	238.4	1:01:18.934	16	2	2:06.407	48.129	36.989	41.289	162.4	37:34.215
29	1	2:01.232	41.076	37.567	42.589	237.9	1:03:20.166	17	2	1:56.097	39.665	35.481	40.951	244.9	39:30.312
66 Team Virage Ligier JS P4															
1.Jeronimo BERRIO JS P4															
2.Pedro MORENO															
1	2	2:14.452	46.368	35.811	52.273		2:14.452	18	2	3:33.177 B	47.350	42.556	2:03.271	244.3	43:03.489
2	2	3:23.004	1:10.624	1:06.664	1:05.716		5:37.456	19	1	3:26.056 B	46.055	36.194	2:03.807	166.7	46:29.545
3	2	2:44.490	52.851	47.298	1:04.341	191.8	8:21.946	20	1	2:17.865	51.060	38.404	48.401	165.6	48:47.410
4	2	1:55.633	40.717	35.125	39.791	244.9	10:17.579	21	1	2:07.409	44.279	40.354	42.776	244.9	50:54.819
5	2	1:54.190	39.506	34.638	40.046	252.9	12:11.769	22	1	11:54.897 B	39.425	35.936	...	248.8	1:02:49.716
6	2	1:52.098	38.411	34.079	39.608	248.8	14:03.867	77 RLR M Sport Ligier JS P4							
7	2	1:51.622	38.171	34.008	39.443	247.1	15:55.489	1.Ian AGUILERA							
8	2	1:51.443	38.147	33.910	39.386	247.7	17:46.932	1	1	2:12.596	45.632	35.332	51.632		2:12.596
9	2	1:51.581	37.971	34.010	39.600	248.8	19:38.513	2	1	3:23.640	1:11.349	1:06.507	1:05.784		5:36.236
10	2	1:51.644	37.988	34.065	39.591	248.3	21:30.157	3	1	2:45.073	52.927	47.436	1:04.710	187.2	8:21.309
11	2	1:52.001	38.137	34.312	39.552	250.6	23:22.158	4	1	1:53.289	39.164	34.416	39.709	246.6	10:14.598
12	2	1:52.451	38.359	34.398	39.694	250.6	25:14.609	5	1	1:52.514	38.369	34.385	39.760	243.2	12:07.112
13	2	1:52.808	38.733	34.407	39.668	251.2	27:07.417	6	1	1:52.197	38.240	34.110	39.847	243.8	13:59.309
14	2	4:04.363 B	38.363	34.851	2:51.149	246.0	31:11.780	7	1	1:52.505	38.533	34.235	39.737	242.2	15:51.814
15	1	2:00.517	45.730	34.801	39.986	166.4	33:12.297	8	1	1:52.249	38.367	34.130	39.752	241.1	17:44.063
16	1	1:52.720	38.496	34.509	39.715	247.1	35:05.017	9	1	1:52.380	38.367	34.286	39.727	241.6	19:36.443
17	1	1:53.441	38.649	34.961	39.831	247.7	36:58.458	10	1	1:52.411	38.445	34.236	39.730	242.7	21:28.854
18	1	1:53.244	38.254	34.504	40.486	248.3	38:51.702	11	1	1:52.558	38.402	34.294	39.862	242.2	23:21.412
19	1	1:53.264	38.406	34.632	40.226	248.3	40:44.966	12	1	1:53.009	38.425	34.472	40.112	243.2	25:14.421
20	1	1:53.624	38.960	34.427	40.237	255.3	42:38.590	13	1	1:53.864	39.345	34.686	39.833	242.7	27:08.285
21	1	1:52.812	38.703	34.404	39.705	244.9	44:31.402	14	1	4:13.262 B	38.359	34.877	3:00.026	246.6	31:21.547
22	1	1:52.620	38.511	34.355	39.754	246.0	46:24.022	15	1	2:00.580	46.039	34.526	40.015	164.1	33:22.127
23	1	1:52.369	38.420	34.254	39.695	246.0	48:16.391	16	1	1:53.179	38.718	34.302	40.159	243.2	35:15.306
24	1	1:53.641	38.367	35.479	39.795	246.6	50:10.032	17	1	1:53.799	38.687	34.808	40.304	242.7	37:09.105
25	1	1:53.109	38.275	34.741	40.093	248.8	52:03.141	18	1	1:53.992	38.801	34.625	40.566	242.2	39:03.097
								19	1	1:54.055	39.097	34.932	40.026	243.8	40:57.152
								20	1	1:54.621	39.508	34.839	40.274	245.5	42:51.773

LIGIER

EUROPEAN SERIES



Ligier European Series

Mugello Heat

Race 2

Sector Analysis

Lap under Red Flag Invalidated Lap Personal Best Session Best B Crossing the pit lane

Lap	D	Time	Sector 1	Sector 2	Sector 3	T. Spd	Elapsed	Lap	D	Time	Sector 1	Sector 2	Sector 3	T. Spd	Elapsed
21	1	1:54.225	38.929	34.933	40.363	241.6	44:45.998	8	1	2:02.641	41.869	37.883	42.889	236.3	18:51.170
22	1	1:55.001	38.967	35.201	40.833	242.7	46:40.999	9	1	2:01.751	41.458	37.405	42.888	236.3	20:52.921
23	1	1:54.430	39.072	35.129	40.229	241.1	48:35.429	10	1	2:02.322	41.908	37.631	42.783	236.8	22:55.243
24	1	1:54.124	38.876	34.969	40.279	241.6	50:29.553	11	1	2:03.022	41.816	38.018	43.188	237.4	24:58.265
25	1	1:53.778	38.919	34.810	40.049	243.2	52:23.331	12	1	2:02.603	41.672	37.508	43.423	235.8	27:00.868
26	1	1:54.048	38.958	34.912	40.178	242.2	54:17.379	13	1	4:24.805 B	42.118	38.546	3:04.141	237.9	31:25.673
27	1	1:54.211	38.941	34.925	40.345	244.9	56:11.590	14	1	2:34.016 B	51.086	40.157	1:02.773	155.4	33:59.689
28	1	1:56.082	39.308	35.888	40.886	250.6	58:07.672	15	1	2:13.629	51.343	38.927	43.359	155.8	36:13.318
29	1	1:54.642	39.294	34.807	40.541	242.7	1:00:02.314	16	1	12:39.440 B	1:05.794	1:02.230	...	233.3	48:52.758
30	1	1:54.684	39.239	34.951	40.494	242.2	1:01:56.998								

81		LR Motorsport	Ligier JS P4												
		1. Jacopo MAZZA	JS P4												
		2. Manuel QUONDAMCARLI													
1	2	2:29.929	58.317	37.473	54.139		2:29.929								
2	2	3:22.251	1:05.448	1:07.474	1:09.329	189.1	5:52.180								
3	2	2:36.708	49.162	47.815	59.731	178.2	8:28.888								
4	2	2:02.652	42.509	39.334	40.809	241.6	10:31.540								
5	2	1:56.922	39.625	36.607	40.690	252.3	12:28.462								
6	2	1:54.637	38.699	36.030	39.908	247.7	14:23.099								
7	2	1:52.859	38.620	34.490	39.749	245.5	16:15.958								
8	2	1:53.383	39.219	34.309	39.855	247.1	18:09.341								
9	2	1:52.250	38.292	34.244	39.714	245.5	20:01.591								
10	2	1:53.012	38.579	34.592	39.841	246.6	21:54.603								
11	2	1:55.771	39.088	36.141	40.542	250.6	23:50.374								
12	2	1:55.271	39.738	35.536	39.997	247.7	25:45.645								
13	2	4:07.060 B	38.936	34.974	2:53.150	244.3	29:52.705								
14	1	2:02.521	46.671	35.316	40.534	165.6	31:55.226								
15	1	1:54.290	39.334	34.545	40.411	245.5	33:49.516								
16	1	1:53.712	39.021	34.448	40.243	245.5	35:43.228								
17	1	1:53.765	39.033	34.563	40.169	244.9	37:36.993								
18	1	1:54.063	38.928	34.842	40.293	248.3	39:31.056								
19	1	1:54.760	39.693	34.704	40.363	248.8	41:25.816								
20	1	1:54.672	39.103	34.813	40.756	244.3	43:20.488								
21	1	1:54.519	39.354	34.791	40.374	243.8	45:15.007								
22	1	1:54.092	39.181	34.672	40.239	246.0	47:09.099								
23	1	1:57.257	39.766	37.113	40.378	248.8	49:06.356								
24	1	1:54.974	39.090	35.583	40.301	248.3	51:01.330								
25	1	1:54.201	38.841	35.058	40.302	248.8	52:55.531								
26	1	1:54.139	38.805	34.988	40.346	246.0	54:49.670								
27	1	1:54.259	38.947	35.069	40.243	247.1	56:43.929								
28	1	1:54.181	38.869	35.136	40.176	247.7	58:38.110								
29	1	1:55.032	39.068	35.444	40.520	244.9	1:00:33.142								
30	1	1:54.765	39.370	35.257	40.138	246.0	1:02:27.907								

85		Iron Dames by M Racing	Ligier JS2 R												
		1. Natalia GRANADA FERRE	JS2 R												
1	1	2:29.322	54.171	41.155	53.996		2:29.322								
2	1	3:22.349	1:04.930	1:07.919	1:09.500	179.7	5:51.671								
3	1	2:37.162	48.973	47.929	1:00.260	182.1	8:28.833								
4	1	2:07.546	44.002	39.631	43.913	236.8	10:36.379								
5	1	2:04.317	42.645	38.355	43.317	242.2	12:40.696								
6	1	2:04.257	41.991	38.539	43.727	237.9	14:44.953								
7	1	2:03.576	41.980	38.200	43.396	235.8	16:48.529								

86		Les Deux Arbres	Ligier JS2 R												
		1. Sita VANMEERT	JS2 R												
		2. Ryan SHEHAN													
1	2	2:27.718	53.478	38.668	55.572		2:27.718								
2	2	3:21.683	1:04.932	1:07.585	1:09.166	166.2	5:49.401								
3	2	2:38.375	49.498	48.003	1:00.874	194.6	8:27.776								
4	2	2:06.839	43.989	39.747	43.103	238.4	10:34.615								
5	2	2:00.447	41.073	36.950	42.424	238.9	12:35.062								
6	2	2:00.072	40.972	36.761	42.339	240.5	14:35.134								
7	2	2:00.067	40.972	36.821	42.274	236.8	16:35.201								
8	2	2:00.245	40.991	36.758	42.496	237.4	18:35.446								
9	2	2:00.562	41.142	37.007	42.413	240.0	20:36.008								
10	2	2:00.624	41.012	37.149	42.463	240.5	22:36.632								
11	2	2:00.759	41.072	37.062	42.625	239.5	24:37.391								
12	2	2:00.543	41.036	36.959	42.548	237.9	26:37.934								
13	2	2:01.341	41.141	37.309	42.891	237.4	28:39.275								
14	2	2:01.647	41.235	37.511	42.901	236.3	30:40.922								
15	2	4:14.908 B	41.416	37.084	2:56.408	233.8	34:55.830								
16	1	2:13.477	50.662	38.956	43.859	153.6	37:09.307								
17	1	2:04.441	41.791	38.420	44.230	236.8	39:13.748								
18	1	2:03.799	41.887	38.382	43.530	233.8	41:17.547								
19	1	2:03.312	41.561	38.234	43.517	237.4	43:20.859								
20	1	2:03.183	41.547	38.079	43.557	236.8	45:24.042								
21	1	2:04.807	43.094	38.193	43.520	234.8	47:28.849								
22	1	2:03.916	42.116	38.117	43.683	234.8	49:32.765								
23	1	2:04.311	41.829	38.500	43.982	235.3	51:37.076								
24	1	2:04.319	41.986	38.353	43.980	235.3	53:41.395								
25	1	2:04.390	42.216	38.690	43.484	234.3	55:45.785								
26	1	2:04.424	42.468	38.473	43.483	235.3	57:50.209								
27	1	2:03.772	42.143	38.285	43.344	233.8	59:53.981								
28	1	2:04.108	42.536	38.033	43.539	234.3	1:01:58.089								