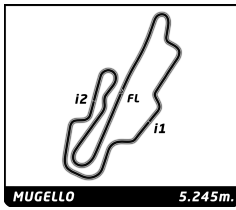


LIGIER

EUROPEAN SERIES



Ligier European Series

Mugello Heat

Free Practice 2

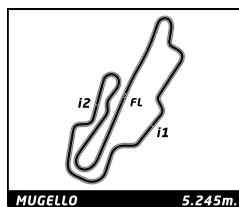
Sector Analysis

Lap under Red Flag Invalidated Lap Personal Best Session Best B Crossing the pit lane

Lap	D	Time	Sector 1	Sector 2	Sector 3	T. Spd	Elapsed	Lap	D	Time	Sector 1	Sector 2	Sector 3	T. Spd	Elapsed
2	2	2:08.138	43.682	39.385	45.071	231.8	4:42.079	8	1	2:12.770	51.348	38.108	43.314	152.1	29:55.305
3	2	2:04.344	42.496	37.877	43.971	233.3	6:46.423	9	1	2:01.006	40.902	37.497	42.607	241.1	31:56.311
4	2	2:03.720	42.090	37.684	43.949	232.3	8:50.143	10	1	2:00.193	40.700	37.588	41.905	242.2	33:56.504
5	2	2:02.778	41.804	37.315	43.659	232.8	10:52.921	11	1	1:59.287	40.211	36.791	42.285	244.9	35:55.791
6	2	2:02.346	41.878	37.082	43.386	234.3	12:55.267	12	1	1:58.914	40.335	36.562	42.017	245.5	37:54.705
7	2	2:03.738	41.648	37.008	45.082	232.3	14:59.005	13	1	1:59.883	40.981	36.686	42.216	242.7	39:54.588
8	2	12:11.359 B	41.782	40.148	...	230.8	27:10.364	14	1	2:02.066	41.107	38.298	42.661	242.2	41:56.654
9	1	2:21.935	53.228	39.650	49.057	144.8	29:32.299	50 Les Deux Arbres Ligier JS2 R 1. Antoine LEPESQUEUX JS2 R 2. Noé DA CUHNA							
10	1	2:05.249	42.091	38.666	44.492	237.9	31:37.548	1	2	2:53.562	1:14.205	49.162	50.195	105.9	2:53.562
11	1	2:03.727	42.093	37.917	43.717	234.8	33:41.275	2	2	2:06.814	43.184	38.749	44.881	236.8	5:00.376
12	1	2:02.222	41.546	37.361	43.315	234.8	35:43.497	3	2	2:03.236	41.946	37.843	43.447	237.4	7:03.612
13	1	2:02.259	41.767	37.311	43.181	233.3	37:45.756	4	2	2:02.298	41.364	37.341	43.593	234.3	9:05.910
14	1	2:01.360	41.398	37.068	42.894	232.8	39:47.116	5	2	2:01.625	41.291	37.131	43.203	235.3	11:07.535
31 ANS Motorsport Ligier JS2 R 1. Clément MORENO JS2 R AM							6	2	2:03.269	41.256	38.209	43.804	236.8	13:10.804	
1	1	2:52.989	1:22.717	41.944	48.328	149.2	2:52.989	7	2	14:43.096 B	42.287	38.361	...	234.3	27:53.900
2	1	2:06.892	43.514	38.329	45.049	229.3	4:59.881	8	1	2:19.376	51.999	39.242	48.135	140.6	30:13.276
3	1	2:06.154	44.109	38.203	43.842	233.8	7:06.035	9	1	2:04.821	42.176	38.248	44.397	232.3	32:18.097
4	1	2:03.721	42.256	37.661	43.804	233.3	9:09.756	10	1	2:02.950	41.811	37.630	43.509	233.8	34:21.047
5	1	2:04.211	42.504	37.841	43.866	234.3	11:13.967	11	1	2:05.133	41.641	39.926	43.566	236.8	36:26.180
6	1	2:03.692	42.535	37.804	43.353	232.8	13:17.659	12	1	2:04.058	41.612	38.647	43.799	234.3	38:30.238
7	1	2:07.561	42.415	38.303	46.843	234.3	15:25.220	13	1	2:02.664	41.654	37.572	43.438	233.3	40:32.902
8	1	12:01.702 B	43.101	57.197	...	231.3	27:26.922	53 M Racing Ligier JS2 R 1. Cindy GUDET JS2 R							
9	1	2:15.924	50.886	39.407	45.631	155.2	29:42.846	1	1	3:03.946	1:31.014	44.122	48.810	134.3	3:03.946
10	1	10:32.018 B	44.081	48.472	8:59.465	232.3	40:14.864	2	1	2:07.612	43.830	39.289	44.493	229.3	5:11.558
32 Team Virage Ligier JS P4 1. Umberto D'AMATO JS P4 2. Jacopo D'AMATO							3	1	2:04.195	42.579	37.890	43.726	231.3	7:15.753	
1	1	2:29.115	59.715	43.709	45.691	142.9	2:29.115	4	1	2:15.903	42.139	47.734	46.030	230.8	9:31.656
2	1	2:05.404	42.404	38.934	44.066	250.0	4:34.519	5	1	2:04.944	42.691	38.489	43.764	227.8	11:36.600
3	1	2:02.481	41.808	37.747	42.926	243.2	6:37.000	6	1	4:07.287 B	42.417	38.036	2:46.834	230.3	15:43.887
4	1	1:59.918	40.535	37.815	41.568	243.2	8:36.918	7	1	11:27.713 B	1:08.022	1:06.021	9:13.670	148.1	27:11.600
5	1	1:58.065	40.263	36.488	41.314	248.3	10:34.983	8	1	2:18.927	54.028	38.915	45.984	148.1	29:30.527
6	1	1:59.200	40.499	37.133	41.568	246.0	12:34.183	9	1	2:06.943	43.379	38.820	44.744	230.3	31:37.470
7	1	2:04.040	40.203	37.321	46.516	245.5	14:38.223	10	1	2:05.299	42.939	38.289	44.071	230.3	33:42.769
8	1	12:36.234 B	42.529	40.278	...	240.5	27:14.457	11	1	2:04.537	42.299	38.042	44.196	231.3	35:47.306
9	2	3:09.072 B	54.303	40.977	1:33.792	121.5	30:23.529	12	1	2:04.035	42.301	37.863	43.871	231.8	37:51.341
10	2	2:06.009	47.300	36.735	41.974	165.9	32:29.538	13	1	2:09.597	45.758	39.544	44.295	232.3	40:00.938
11	2	1:56.466	39.713	35.833	40.920	242.2	34:26.004	58 M Racing Ligier JS P4 1. Jacques NICOLET JS P4 AM							
12	2	1:56.576	39.726	35.987	40.863	244.3	36:22.580	1	1	2:52.129	1:19.957	44.197	47.975	135.3	2:52.129
13	2	1:56.316	39.214	36.587	40.515	244.9	38:18.896	2	1	2:07.022	42.959	39.540	44.523	235.3	4:59.151
14	2	1:54.947	39.100	35.288	40.559	244.9	40:13.843	3	1	2:01.709	41.549	37.783	42.377	240.0	7:00.860
44 ASM Motorsport Ligier JS P4 1. André VIEIRA JS P4							4	1	2:00.557	41.077	37.237	42.243	241.6	9:01.417	
1	1	2:45.312	1:13.304	47.027	44.981	120.8	2:45.312	5	1	2:01.512	41.752	37.185	42.575	244.9	11:02.929
2	1	2:07.582	44.396	39.056	44.130	222.7	4:52.894	6	1	2:00.222	41.062	36.909	42.251	243.2	13:03.151
3	1	4:04.134 B	43.177	38.144	2:42.813	228.8	8:57.028	7	1	2:04.397	40.383	37.028	46.986	242.7	15:07.548
4	1	2:11.249	51.849	37.061	42.339	136.5	11:08.277	8	1	4:23.352 B	41.887	41.260	3:00.205	238.4	19:30.900
5	1	2:02.689	40.943	38.117	43.629	242.2	13:10.966	9	1	9:48.888	8:25.075	38.445	45.368	156.1	29:19.788
6	1	2:01.894	40.449	36.706	44.739	241.1	15:12.860	10	1	2:02.123	41.758	37.124	43.241	241.1	31:21.911
7	1	12:29.675 B	41.019	54.180	...	235.8	27:42.535	11	1	2:00.676	40.953	36.881	42.842	242.7	33:22.587

LIGIER

EUROPEAN SERIES



Ligier European Series

Mugello Heat

Free Practice 2

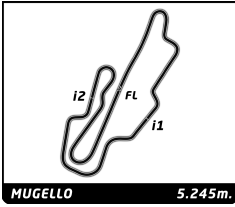
MUGELLO 5.245m Sector Analysis

Lap under Red Flag Invalidated Lap Personal Best Session Best Crossing the pit lane

Lap	D	Time	Sector 1	Sector 2	Sector 3	T. Spd	Elapsed	Lap	D	Time	Sector 1	Sector 2	Sector 3	T. Spd	Elapsed						
12	1	2:00.680	41.437	37.006	42.237	238.9	35:23.267	7	1	1:56.866	39.048	35.220	42.598	240.0	14:21.622						
13	1	1:58.804	40.447	36.338	42.019	244.3	37:22.071	8	1	12:59.007	B	39.442	35.571	...	238.4	27:20.629					
14	1	1:58.681	40.804	36.487	41.390	242.7	39:20.752	9	1	2:11.561	50.774	38.253	42.534	159.3	29:32.190						
15	1	1:58.377	40.367	36.264	41.746	244.9	41:19.129	10	1	1:56.199	40.276	35.204	40.719	243.8	31:28.389						
60 Iron Lynx by LRMotorsport							Ligier JS2 R														
1. Gregorio BERTOCCO							JS2 R														
2. Matteo PIANEZZOLA																					
1	2	3:06.477	1:14.656	52.138	59.683	149.4	3:06.477	11	1	2:03.564	39.243	35.189	49.132	244.3	33:31.953						
2	2	2:09.903	43.145	39.330	47.428	230.8	5:16.380	12	1	1:55.464	39.494	35.053	40.917	239.5	35:27.417						
3	2	2:01.240	41.641	37.066	42.533	234.8	7:17.620	13	1	1:54.823	39.241	34.927	40.655	241.6	37:22.240						
4	2	2:00.726	41.009	37.348	42.369	236.3	9:18.346	14	1	1:55.835	39.787	35.365	40.683	248.3	39:18.075						
5	2	2:00.501	40.708	36.775	43.018	236.3	11:18.847	15	1	1:55.994	39.509	35.289	41.196	240.5	41:14.069						
6	2	1:59.715	40.603	36.755	42.357	238.4	13:18.562	81 LR Motorsport													
7	2	2:17.874	41.896	43.016	52.962	244.3	15:36.436	1. Jacopo MAZZA													
8	2	11:40.237	B	42.955	49.187	...	233.3	27:16.673	2. Manuel QUONDAMCARLI												
9	1	2:29.643	53.533	49.023	47.087	156.3	29:46.316	1	2	2:37.397	1:09.049	44.715	43.633	105.3	2:37.397						
10	1	2:04.964	41.681	39.212	44.071	236.3	31:51.280	2	2	2:01.543	42.001	37.777	41.765	244.9	4:38.940						
11	1	2:00.845	40.977	37.049	42.819	236.3	33:52.125	3	2	1:58.896	39.747	36.467	42.682	241.1	6:37.836						
12	1	2:02.516	41.330	38.284	42.902	237.9	35:54.641	4	2	1:57.898	39.946	36.829	41.123	243.2	8:35.734						
13	1	2:00.038	40.729	36.726	42.583	236.3	37:54.679	5	2	1:55.272	39.198	35.451	40.623	247.1	10:31.006						
14	1	2:39.996	B	42.551	37.839	1:19.606	235.3	40:34.675	6	2	1:54.974	39.125	35.444	40.405	246.0	12:25.980					
66 Team Virage							Ligier JS P4	85 Iron Dames by M Racing													
1. Jeronimo BERRIO							JS P4	1. Natalia GRANADA FERREI													
2. Pedro MORENO								2. Manuel QUONDAMCARLI													
1	1	7:44.079	B	3:30.565	38.515	3:34.999	158.6	7:44.079	8	1	11:13.863	B	58.898	1:14.228	9:00.737	130.9	27:12.848				
2	1	2:08.411	48.008	38.403	42.000	163.4	9:52.490	9	1	2:08.096	49.911	35.900	42.285	163.6	29:20.944						
3	1	1:56.340	39.684	36.020	40.636	241.6	11:48.830	10	1	1:55.486	39.534	35.177	40.775	244.9	31:16.430						
71 Monza Garage							Ligier JS P4	10							1	1:54.626	39.120	35.079	40.427	245.5	33:11.056
1. Chun-Ting CHOU							JS P4	11							1	1:54.153	39.023	34.601	40.529	244.9	35:05.209
2. James WINSLOW								12							1	1:54.153	39.023	34.601	40.529	244.9	35:05.209
1	2	2:35.961	1:12.264	40.999	42.698	156.3	2:35.961	13	1	1:53.306	38.858	34.328	40.120	245.5	36:58.515						
2	2	1:58.999	40.610	36.961	41.428	241.6	4:34.960	14	1	1:53.196	38.657	34.336	40.203	244.9	38:51.711						
3	2	1:57.118	39.707	36.527	40.884	247.1	6:32.078	15	1	1:54.597	38.786	35.113	40.698	244.9	40:46.308						
4	2	1:56.018	39.329	35.859	40.830	242.2	8:28.096	77 RLR M Sport													
5	2	1:55.331	39.199	35.456	40.676	243.2	10:23.427	1. Ian AGUILERA													
6	2	1:58.147	39.687	36.417	42.043	244.3	12:21.574	JS P4													
7	2	4:20.229	B	39.143	35.713	3:05.373	244.3	16:41.803	1	2	2:44.485	1:10.890	46.636	46.959	139.0	2:44.485					
8	1	12:26.985	...	37.287	42.277	164.1	29:08.788	2	2	2:08.067	43.033	40.310	44.724	234.3	4:52.552						
9	1	1:56.093	39.534	35.581	40.978	244.3	31:04.881	3	2	2:05.643	44.068	38.418	43.157	233.3	6:58.195						
10	1	1:54.860	39.261	34.991	40.608	248.3	32:59.741	4	2	2:01.767	41.573	37.434	42.760	232.3	8:59.962						
11	1	1:55.384	39.072	35.478	40.834	248.3	34:55.125	5	2	2:02.800	42.828	37.079	42.893	234.8	11:02.762						
12	1	1:55.221	39.304	35.225	40.692	246.0	36:50.346	6	2	2:02.478	42.053	37.619	42.806	233.3	13:05.240						
13	1	1:55.080	39.053	35.213	40.814	244.9	38:45.426	7	2	14:30.928	B	41.602	37.383	...	234.8	27:36.168					
14	1	1:56.948	39.000	35.987	41.961	244.9	40:42.374	86 Les Deux Arbres													
77 RLR M Sport							Ligier JS P4	1. Sita VANMEERT													
1. Ian AGUILERA							JS P4	2. Ryan SHEHAN													
1	1	2:45.892	1:22.867	40.556	42.469	134.7	2:45.892	12							1	2:19.799	43.468	49.264	47.067	232.3	38:34.760
2	1	1:57.757	41.131	35.890	40.736	242.2	4:43.649	13	1	2:09.582	43.296	39.964	46.322	232.8	40:44.342						
3	1	1:55.894	40.114	35.329	40.451	242.7	6:39.543	86 Les Deux Arbres													
4	1	1:55.591	39.155	36.082	40.354	242.2	8:35.134	1. Sita VANMEERT													
5	1	1:54.716	39.124	34.844	40.748	241.1	10:29.850	2. Ryan SHEHAN													
6	1	1:54.906	39.324	35.141	40.441	240.5	12:24.756	1	2	2:44.485	1:10.890	46.636	46.959	139.0	2:44.485						

LIGIER

EUROPEAN SERIES



Ligier European Series

Mugello Heat

Free Practice 2

Sector Analysis

Lap under Red Flag Invalidated Lap ■ Personal Best ■ Session Best **B** Crossing the pit lane

Lap	D	Time	Sector 1	Sector 2	Sector 3	T. Spd	Elapsed	Lap	D	Time	Sector 1	Sector 2	Sector 3	T. Spd	Elapsed
8	1	2:25.024	53.600	41.730	49.694	149.6	30:01.192								
9	1	2:10.994	43.739	39.693	47.562	230.8	32:12.186								
10	1	2:07.508	42.984	39.106	45.418	231.8	34:19.694								
11	1	2:08.347	42.554	40.886	44.907	234.8	36:28.041								
12	1	2:04.877	41.994	38.541	44.342	234.8	38:32.918								
13	1	2:04.151	41.977	38.323	43.851	234.3	40:37.069								