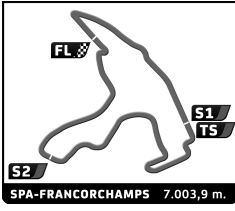


# LIGIER

## EUROPEAN SERIES




### Ligier European Series Spa-Francorchamps Heat Race 2

#### Sector Analysis

Lap under Red Flag							Invalidated Lap	Personal Best	Session Best	B Crossing the pit lane					
Lap	D	Time	Sector 1	Sector 2	Sector 3	T. Spd	Elapsed	Lap	D	Time	Sector 1	Sector 2	Sector 3	T. Spd	Elapsed
<b>1</b> Team Virage 1.Theo MICOURIS 2.Haydn CHANCE							Ligier JS P4 JS P4	1	1	2:30.837	43.588	1:09.713	37.536	234.5	2:30.837
2	1	2:26.176	41.812	1:07.383	36.981	248.5	4:57.013	2	1	2:29.176	41.812	1:07.383	36.981	248.5	4:57.013
3	1	4:19.968	1:22.765	2:02.795	54.408		9:16.981	3	1	4:19.968	1:22.765	2:02.795	54.408		9:16.981
4	1	2:24.516	41.598	1:05.893	37.025	245.7	11:41.497	4	1	2:24.516	41.598	1:05.893	37.025	245.7	11:41.497
5	1	2:24.563	41.686	1:05.880	36.997	246.8	14:06.060	5	1	2:24.563	41.686	1:05.880	36.997	246.8	14:06.060
6	1	2:24.260	41.688	1:05.544	37.028	247.4	16:30.320	6	1	2:24.260	41.688	1:05.544	37.028	247.4	16:30.320
7	1	3:04.048	41.576	1:06.916	1:15.556	244.6	19:34.368	7	1	3:04.048	41.576	1:06.916	1:15.556	244.6	19:34.368
8	1	4:03.579	1:26.391	1:32.343	1:04.845		23:37.947	8	1	4:03.579	1:26.391	1:32.343	1:04.845		23:37.947
9	1	2:25.016	42.063	1:05.895	37.058	241.9	26:02.963	9	1	2:25.016	42.063	1:05.895	37.058	241.9	26:02.963
10	1	2:24.842	41.875	1:05.839	37.128	241.3	28:27.805	10	1	2:24.842	41.875	1:05.839	37.128	241.3	28:27.805
11	1	2:25.491	42.415	1:05.772	37.304	239.2	30:53.296	11	1	2:25.491	42.415	1:05.772	37.304	239.2	30:53.296
12	1	4:54.759 B	3:07.938	1:08.815	38.006	226.7	35:48.055	12	1	4:54.759 B	3:07.938	1:08.815	38.006	226.7	35:48.055
13	1	2:37.285	44.550	1:12.739	39.996	221.6	38:25.340	13	1	2:37.285	44.550	1:12.739	39.996	221.6	38:25.340
14	1	4:10.610	1:17.175	1:50.390	1:03.045		42:35.950	14	1	4:10.610	1:17.175	1:50.390	1:03.045		42:35.950
15	1	2:27.197	41.998	1:08.030	37.169	239.2	45:03.147	15	1	2:27.197	41.998	1:08.030	37.169	239.2	45:03.147
16	1	2:28.383	43.315	1:07.480	37.588	246.3	47:31.530	16	1	2:28.383	43.315	1:07.480	37.588	246.3	47:31.530
17	1	2:26.042	42.162	1:06.635	37.245	240.3	49:57.572	17	1	2:26.042	42.162	1:06.635	37.245	240.3	49:57.572
18	1	2:25.508	41.431	1:07.023	37.054	249.1	52:23.080	18	1	2:25.508	41.431	1:07.023	37.054	249.1	52:23.080
19	1	2:24.973	41.675	1:06.215	37.083	246.8	54:48.053	19	1	2:24.973	41.675	1:06.215	37.083	246.8	54:48.053
20	1	2:26.891	41.256	1:08.305	37.330	250.3	57:14.944	20	1	2:26.891	41.256	1:08.305	37.330	250.3	57:14.944
21	1	2:24.759	41.378	1:06.533	36.848	248.5	59:39.703	21	1	2:24.759	41.378	1:06.533	36.848	248.5	59:39.703
22	1	2:26.886	42.844	1:06.537	37.505	237.1	1:02:06.589	22	1	2:26.886	42.844	1:06.537	37.505	237.1	1:02:06.589
<b>4</b> Nielsen Racing 1.Ben CAISLEY							Ligier JS P4 JS P4	7	<b>Inter Europol Competition</b> 1.Romain FAVRE						Ligier JS P4 JS P4
1	1	2:30.136	43.626	1:09.023	37.487	223.9	2:30.136	1	1	2:30.136	43.626	1:09.023	37.487	223.9	2:30.136
2	1	2:25.177	41.599	1:06.428	37.150	244.1	4:55.313	2	1	2:25.177	41.599	1:06.428	37.150	244.1	4:55.313
3	1	4:19.415	1:22.213	2:03.145	54.057		9:14.728	3	1	4:19.415	1:22.213	2:03.145	54.057		9:14.728
4	1	2:24.965	42.154	1:05.773	37.038	243.0	11:39.693	4	1	2:24.965	42.154	1:05.773	37.038	243.0	11:39.693
5	1	2:25.107	42.124	1:06.088	36.895	240.3	14:04.800	5	1	2:25.107	42.124	1:06.088	36.895	240.3	14:04.800
6	1	2:25.123	41.706	1:06.022	37.395	247.4	16:29.923	6	1	2:25.123	41.706	1:06.022	37.395	247.4	16:29.923
7	1	3:04.909	42.132	1:07.812	1:14.965	235.6	19:34.832	7	1	3:04.909	42.132	1:07.812	1:14.965	235.6	19:34.832
8	1	4:04.033	1:26.739	1:32.091	1:05.203		23:38.865	8	1	4:04.033	1:26.739	1:32.091	1:05.203		23:38.865
9	1	2:27.087	41.956	1:07.968	37.163	241.3	26:05.952	9	1	2:27.087	41.956	1:07.968	37.163	241.3	26:05.952
10	1	2:25.419	41.805	1:06.348	37.266	245.7	28:31.371	10	1	2:25.419	41.805	1:06.348	37.266	245.7	28:31.371
11	1	4:54.665 B	3:09.765	1:07.625	37.275	232.5	33:26.036	11	1	4:54.665 B	3:09.765	1:07.625	37.275	232.5	33:26.036
12	1	2:30.720	41.936	1:07.843	40.941	244.6	35:56.756	12	1	2:30.720	41.936	1:07.843	40.941	244.6	35:56.756
13	1	2:32.184	43.767	1:09.529	38.888	212.1	38:28.940	13	1	2:32.184	43.767	1:09.529	38.888	212.1	38:28.940
14	1	4:08.797	1:16.523	1:49.608	1:02.666		42:37.737	14	1	4:08.797	1:16.523	1:49.608	1:02.666		42:37.737
15	1	2:26.438	42.128	1:07.225	37.085	233.5	45:04.175	15	1	2:26.438	42.128	1:07.225	37.085	233.5	45:04.175
16	1	2:26.376	42.131	1:07.354	36.891	246.3	47:30.551	16	1	2:26.376	42.131	1:07.354	36.891	246.3	47:30.551
17	1	2:25.523	42.100	1:05.996	37.427	235.1	49:56.074	17	1	2:25.523	42.100	1:05.996	37.427	235.1	49:56.074
18	1	2:26.172	41.999	1:07.167	37.006	239.7	52:22.246	18	1	2:26.172	41.999	1:07.167	37.006	239.7	52:22.246
19	1	2:25.209	41.742	1:06.575	36.892	234.0	54:47.455	19	1	2:25.209	41.742	1:06.575	36.892	234.0	54:47.455
20	1	2:27.110	41.943	1:07.884	37.283	239.2	57:14.565	20	1	2:27.110	41.943	1:07.884	37.283	239.2	57:14.565
21	1	2:24.756	41.752	1:05.998	37.006	239.2	59:39.321	21	1	2:24.756	41.752	1:05.998	37.006	239.2	59:39.321
22	1	2:41.532	43.478		241.3		1:02:20.853	22	1	2:41.532	43.478		241.3		1:02:20.853
<b>16</b> Pegasus Racing 1.Yuki TANAKA 2.Ryuichirou OHTSUKA							Ligier JS P4 JS P4 AM	6	<b>ANS Motorsport</b> 1.Iko SEGRET						Ligier JS P4 JS P4
1	2	2:32.927	45.026	1:09.650	38.251	238.7	2:32.927	1	2	2:32.927	45.026	1:09.650	38.251	238.7	2:32.927
2	2	2:30.828	43.719	1:08.727	38.382	234.5	5:03.755	2	2	2:30.828	43.719	1:08.727	38.382	234.5	5:03.755
3	2	4:14.310	1:18.484	2:01.909	53.917		9:18.065	3	2	4:14.310	1:18.484	2:01.909	53.917		9:18.065

# LIGIER

## EUROPEAN SERIES




### Ligier European Series Spa-Francorchamps Heat Race 2

### Sector Analysis

Lap under Red Flag												Invalidated Lap	Personal Best	Session Best	B Crossing the pit lane
Lap	D	Time	Sector 1	Sector 2	Sector 3	T. Spd	Elapsed	Lap	D	Time	Sector 1	Sector 2	Sector 3	T. Spd	Elapsed
4	2	2:30.085	43.357	<b>1:08.160</b>	38.568	239.2	11:48.150	7	1	2:47.716	46.618	1:10.189	50.909	195.2	19:40.947
5	2	2:30.795	43.589	1:08.452	38.754	236.1	14:18.945	8	1	4:00.876	1:26.582	1:29.457	1:04.837		23:41.823
6	2	2:32.349	43.497	1:09.823	39.029	244.6	16:51.294	9	1	2:31.591	43.894	1:08.825	38.872	237.1	26:13.414
7	2	<del>2:48.663</del>	<del>44.043</del>	1:14.308	50.312	233.5	19:39.957	10	1	<b>2:29.356</b>	43.226	1:07.839	<b>38.291</b>	240.8	28:42.770
8	2	4:00.773	1:26.840	1:29.597	1:04.336		23:40.730	11	1	2:31.367	44.328	<b>1:07.744</b>	39.295	235.6	31:14.137
9	2	2:30.892	43.427	1:08.921	38.544	242.4	26:11.622	12	1	4:44.235 <b>B</b>	2:50.322	1:12.289	41.624	225.8	35:58.372
10	2	<b>2:30.055</b>	<b>43.327</b>	1:08.462	38.266	237.1	28:41.677	13	1	2:33.264	44.424	1:09.890	38.950	229.6	38:31.636
11	2	<del>2:31.552</del>	<del>43.804</del>	1:08.782	38.966	234.0	31:13.229	14	1	4:06.985	1:14.514	1:49.636	1:02.835		42:38.621
12	1	4:55.746 <b>B</b>	2:57.747	1:12.960	45.039	220.7	36:08.975	15	1	2:29.933	43.307	1:07.760	38.866	237.6	45:08.554
13	1	2:43.157	49.298	1:13.043	40.816	224.3	38:52.132	16	1	2:30.269	43.409	1:08.275	38.585	236.1	47:38.823
14	1	3:47.047	55.056	1:49.328	1:02.663		42:39.179	17	1	2:30.338	43.745	1:07.773	38.820	233.0	50:09.161
15	1	<del>2:35.205</del>	<del>44.606</del>	1:11.413	39.186	233.0	45:14.384	18	1	2:30.915	43.752	1:08.149	39.014	235.1	52:40.076
16	1	<del>2:34.152</del>	43.892	1:10.787	<del>39.473</del>	233.5	47:48.536	19	1	2:30.915	43.528	1:08.957	38.430	234.5	55:10.991
17	1	2:34.250	43.972	1:10.481	39.797	231.0	50:22.786	20	1	2:29.790	<b>43.104</b>	1:08.113	38.573	238.2	57:40.781
18	1	<del>2:32.813</del>	44.275	1:10.340	<del>39.198</del>	233.0	52:56.599	21	1	2:29.610	43.165	1:07.784	38.661	235.6	1:00:10.391
19	1	2:34.003	43.934	1:10.448	39.621	230.6	55:30.602	22	1	2:31.494	43.693	1:08.891	38.910	237.1	1:02:41.885
20	1	<del>2:34.007</del>	44.135	1:10.555	<del>39.317</del>	230.1	58:04.609	<b>29</b> Pegasus Racing 1. Julien SCHELL 2. David CAUSSANEL Ligier JS2 R JS2 R P/A							
21	1	2:34.630	44.311	1:10.740	39.579	231.0	1:00:39.239	1	2	2:42.884	49.186	1:12.687	41.011	226.2	2:42.884
22	1	2:33.877	43.853	1:10.717	39.307	234.5	1:03:13.116	2	2	2:39.040	44.915	1:12.070	42.055	231.0	5:21.924
<b>18</b> Pegasus Racing 1. Louis STERN Ligier JS2 R JS2 R AM															
1	1	2:44.739	51.284	1:13.091	40.364	223.9	2:44.739	3	2	4:04.089	1:07.175	2:00.912	56.002		9:26.013
2	1	2:39.966	<b>44.484</b>	1:12.406	43.076	234.5	5:24.705	4	2	<del>2:35.230</del>	44.698	1:11.012	<del>39.620</del>	233.0	12:01.343
3	1	4:02.992	1:06.064	2:00.608	56.320		9:27.697	5	2	2:35.565	44.808	1:11.152	39.605	225.8	14:36.908
4	1	<del>2:35.738</del>	<del>44.626</del>	1:11.249	<del>39.863</del>	237.6	12:03.435	6	2	2:34.395	44.733	1:10.443	39.219	232.0	17:11.303
5	1	<del>2:36.139</del>	44.685	1:11.580	<del>39.874</del>	233.0	14:39.574	7	2	2:39.211	45.107	1:12.963	41.141	224.3	19:50.514
6	1	<b>2:35.520</b>	44.915	<b>1:10.933</b>	<b>39.672</b>	234.0	17:15.094	8	2	3:54.226	1:21.856	1:27.902	1:04.468		23:44.740
7	1	2:43.672	45.608	1:16.006	42.058	200.7	19:58.766	9	2	2:35.542	44.282	1:11.516	39.744	238.7	26:20.282
8	1	3:47.080	1:16.414	1:26.474	1:04.192		23:45.846	10	2	<del>2:34.751</del>	44.274	1:10.427	<del>40.050</del>	232.0	28:55.033
9	1	<del>2:35.605</del>	44.736	1:11.485	<del>39.384</del>	239.2	26:21.451	11	1	4:47.846 <b>B</b>	2:56.275	1:12.092	39.479	217.2	33:42.879
10	1	2:36.552	45.191	1:11.620	39.741	233.0	28:58.003	12	1	2:40.413	44.328	1:14.035	42.050	235.6	36:23.292
11	1	4:39.609 <b>B</b>	2:42.848	1:16.986	39.775	215.4	33:37.612	13	1	2:45.238	47.101	1:15.964	42.173	189.4	39:08.530
12	1	2:40.358	44.865	1:13.116	42.377	229.6	36:17.970	14	1	3:37.233	47.664	1:43.306	1:06.263	191.8	42:45.763
13	1	2:46.864	46.738	1:16.922	43.204	206.0	39:04.834	15	1	2:34.279	44.396	1:10.494	39.389	234.5	45:20.042
14	1	3:39.592	47.642	1:45.352	1:06.598	154.1	42:44.426	16	1	<b>2:33.482</b>	44.359	1:10.034	<b>39.089</b>	234.0	47:53.524
15	1	<del>2:37.119</del>	<del>45.023</del>	1:12.359	<del>39.737</del>	229.6	45:21.545	17	1	2:34.444	44.613	1:10.254	39.577	230.1	50:27.968
16	1	<del>2:37.133</del>	<del>44.367</del>	<del>1:12.864</del>	<del>39.902</del>	233.5	47:58.678	18	1	2:34.194	44.466	1:10.325	39.403	232.5	53:02.162
17	1	3:04.346 <b>B</b>	1:10.924	1:12.688	40.734	216.7	51:03.024	19	1	2:34.612	44.479	1:10.572	39.561	228.6	55:36.774
18	1	2:37.928	45.740	1:12.349	39.839	224.8	53:40.952	20	1	2:33.606	44.286	1:10.009	39.311	235.1	58:10.380
19	1	2:38.022	45.524	1:12.213	40.285	223.0	56:18.974	21	1	<del>2:33.621</del>	44.264	<b>1:09.886</b>	<del>39.471</del>	234.0	1:00:44.001
20	1	2:46.230	45.511	1:15.723	44.996	224.8	59:05.204	22	1	2:33.546	<b>44.255</b>	1:10.094	39.197	237.6	1:03:17.547
<b>27</b> P4 Racing 1. Jeremy FERGUSON Ligier JS P4 JS P4 AM															
1	1	2:35.540	46.678	1:09.907	38.955	234.5	2:35.540	1	1	2:41.945	48.040	1:12.511	41.394	227.2	2:41.945
2	1	2:31.749	44.189	1:08.346	39.214	234.5	5:07.289	2	1	2:38.700	44.421	1:12.407	41.872	235.6	5:20.645
3	1	4:13.959	1:16.577	2:01.771	55.611		9:21.248	3	1	4:04.502	1:07.775	2:00.949	55.778		9:25.147
4	1	<del>2:31.677</del>	44.157	1:09.000	<del>38.520</del>	215.9	11:52.925	4	1	<b>2:34.019</b>	44.247	<b>1:10.412</b>	39.360	237.6	11:59.166
5	1	<del>2:34.315</del>	<del>44.249</del>	<del>1:10.969</del>	<del>39.097</del>	238.7	14:33.481	5	1	2:34.315	44.249	<del>1:10.969</del>	<b>39.097</b>	238.7	14:33.481
6	1	2:34.361	<b>44.162</b>	1:10.981	39.218	236.6	17:07.842	6	1	2:34.361	<b>44.162</b>	1:10.981	39.218	236.6	17:07.842
7	1	2:41.011	44.563	1:13.483	42.965	224.8	19:48.853	7	1	2:41.011	44.563	1:13.483	42.965	224.8	19:48.853
8	1	3:55.725	1:22.944	1:27.655	1:05.126		23:44.578	8	1	3:55.725	1:22.944	1:27.655	1:05.126		23:44.578
9	1	2:35.157	44.308	1:11.328	39.521	238.7	26:19.735	9	1	2:35.157	44.308	1:11.328	39.521	238.7	26:19.735
<b>31</b> ANS Motorsport 1. Clément MORENO Ligier JS2 R JS2 R AM															
1	1	2:41.945	48.040	1:12.511	41.394	227.2	2:41.945	1	1	2:41.945	48.040	1:12.511	41.394	227.2	2:41.945
2	1	2:38.700	44.421	1:12.407	41.872	235.6	5:20.645	2	1	2:38.700	44.421	1:12.407	41.872	235.6	5:20.645
3	1	4:04.502	1:07.775	2:00.949	55.778		9:25.147	3	1	4:04.502	1:07.775	2:00.949	55.778		9:25.147
4	1	<b>2:34.019</b>	44.247	<b>1:10.412</b>	39.360	237.6	11:59.166	4	1	<b>2:34.019</b>	44.247	<b>1:10.412</b>	39.360	237.6	11:59.166
5	1	<del>2:34.315</del>	<del>44.249</del>	<del>1:10.969</del>	<del>39.097</del>	238.7	14:33.481	5	1	<del>2:34.315</del>	<del>44.249</del>	<del>1:10.969</del>	<del>39.097</del>	238.7	14:33.481
6	1	2:34.361	<b>44.162</b>	1:10.981	39.218	236.6	17:07.842	6	1	2:34.361	<b>44.162</b>	1:10.981	39.218	236.6	17:07.842
7	1	2:41.011	44.563	1:13.483	42.965	224.8	19:48.853	7	1	2:41.011	44.563	1:13.483	42.965	224.8	19:48.853
8	1	3:55.725	1:22.944	1:27.655	1:05.126		23:44.578	8	1	3:55.725	1:22.944	1:27.655	1:05.126		23:44.578
9	1	2:35.157	44.308	1:11.328	39.521	238.7	26:19.735	9	1	2:35.157	44.308	1:11.328	39.521	238.7	26:19.735

# LIGIER

## EUROPEAN SERIES



### Ligier European Series Spa-Francorchamps Heat Race 2


### Sector Analysis

Lap under Red Flag   Invalidated Lap   Personal Best   Session Best   B Crossing the pit lane

Lap	D	Time	Sector 1	Sector 2	Sector 3	T. Spd	Elapsed	Lap	D	Time	Sector 1	Sector 2	Sector 3	T. Spd	Elapsed							
10	1	2:34.309	44.178	1:10.560	39.571	232.0	28:54.044	4	1	2:35.110	44.667	1:10.757	39.686	236.1	12:01.718							
11	1	4:46.352 <b>B</b>	2:46.829	1:20.155	39.368	221.6	33:40.396	5	1	<del>2:35.911</del>	44.666	<del>1:11.658</del>	<del>39.587</del>	234.0	14:37.629							
12	1	2:38.917	44.564	1:11.979	42.374	237.1	36:19.313	6	1	2:35.742	45.167	1:10.941	39.634	226.2	17:13.371							
13	1	2:46.855	46.975	1:16.288	43.592	215.4	39:06.168	7	1	2:37.634	45.012	1:11.721	40.901	231.5	19:51.005							
14	1	3:39.268	47.018	1:45.479	1:06.771	146.6	42:45.436	8	1	3:54.010	1:22.089	1:27.843	1:04.078		23:45.015							
15	1	<del>2:37.274</del>	<del>44.920</del>	<del>1:12.792</del>	39.562	232.0	45:22.710	9	1	<del>2:36.703</del>	45.394	<del>1:11.879</del>	<del>39.430</del>	233.0	26:21.718							
16	1	<del>2:36.124</del>	<del>43.873</del>	1:12.572	<del>39.679</del>	224.3	47:58.834	10	1	<del>2:34.568</del>	44.848	1:10.129	<del>39.591</del>	231.5	28:56.286							
17	1	2:37.173	45.784	1:11.673	39.716	223.4	50:36.007	11	2	5:16.096 <b>B</b>	3:23.665	1:12.427	40.004	213.7	34:12.382							
18	1	2:36.147	44.437	1:11.158	40.552	234.5	53:12.154	12	2	2:40.033	45.225	1:13.560	41.248	228.6	36:52.415							
19	1	2:37.413	45.377	1:12.050	39.986	226.7	55:49.567	13	2	3:03.182 <b>B</b>	1:11.415	1:11.523	40.244	215.9	39:55.597							
20	1	2:35.809	45.025	1:11.101	39.683	229.1	58:25.376	14	2	2:51.568	45.438	1:10.512	55.618	226.2	42:47.165							
21	1	2:37.405	45.104	1:12.058	40.243	223.9	1:01:02.781	15	2	<del>2:36.058</del>	<del>44.510</del>	1:11.707	39.841	236.1	45:23.223							
22	1	2:37.885	44.856	1:12.794	40.235	231.0	1:03:40.666	16	2	2:35.855	<b>44.356</b>	1:11.873	39.626	237.1	47:59.078							
<b>32</b> Team Virage Ligier JS P4 1.Umberto D'AMATO JS P4 2.Jacopo D'AMATO								17								2	<b>2:34.748</b>	45.185	<b>1:10.106</b>	<b>39.457</b>	227.2	50:33.826
1	1	2:34.251	46.528	1:09.217	38.506	239.7	2:34.251	18	2	2:35.475	45.106	1:10.544	39.825	232.0	53:09.301							
2	1	2:31.049	43.908	1:08.445	38.696	237.1	5:05.300	19	2	2:35.492	44.842	1:10.616	40.034	227.6	55:44.793							
3	1	4:14.299	1:17.930	2:01.615	54.754		9:19.599	20	2	2:37.052	45.197	1:11.385	40.470	226.7	58:21.845							
4	1	2:28.945	43.631	1:07.156	38.158	243.5	11:48.544	21	2	3:04.860 <b>B</b>	1:11.609	1:12.309	40.942	214.6	1:01:26.705							
5	1	2:30.622	43.537	1:08.418	38.667	240.3	14:19.166	22	2	2:43.291	46.449	1:13.879	42.963	224.8	1:04:09.996							
6	1	2:32.458	43.273	1:10.089	39.096	241.3	16:51.624	<b>53</b> M Racing Ligier JS2 R 1.Tomas GRANZELLA JS2 R														
7	1	2:46.212	43.675	1:11.921	50.616	241.9	19:37.836	1	1	2:38.819	47.869	1:11.552	39.398	227.2	2:38.819							
8	1	4:02.263	1:26.979	1:30.607	1:04.677		23:40.099	2	1	2:34.176	43.860	1:09.957	40.359	238.7	5:12.995							
9	1	2:28.918	43.486	<b>1:07.117</b>	38.315	245.2	26:09.017	3	1	4:10.801	1:14.040	2:00.725	56.036		9:23.796							
10	1	2:31.468	43.964	1:08.754	38.750	221.1	28:40.485	4	1	<b>2:33.248</b>	43.787	1:10.088	39.373	242.4	11:57.044							
11	2	5:00.279 <b>B</b>	3:08.398	1:12.715	39.166	228.1	33:40.764	5	1	2:37.261	43.962	1:14.349	38.950	237.1	14:34.305							
12	2	2:38.172	43.306	1:12.571	42.295	239.2	36:18.936	6	1	<del>2:31.972</del>	<b>43.489</b>	<b>1:09.559</b>	<del>38.924</del>	243.0	17:06.277							
13	2	2:46.547	46.877	1:16.546	43.124	218.5	39:05.483	7	1	2:41.972	43.704	1:14.831	43.437	239.2	19:48.249							
14	2	3:39.339	47.488	1:45.319	1:06.532	153.5	42:44.822	8	1	3:55.196	1:22.867	1:27.733	1:04.596		23:43.445							
15	2	2:30.017	43.777	1:07.809	38.431	235.1	45:14.839	9	1	2:33.385	43.919	1:10.414	39.052	243.0	26:16.830							
16	2	2:28.777	43.280	1:07.717	<b>37.780</b>	240.3	47:43.616	10	1	2:33.527	44.040	1:09.973	39.514	241.3	28:50.357							
17	2	2:29.076	42.906	1:07.860	38.310	240.3	50:12.692	11	1	5:04.503 <b>B</b>	3:15.141	1:10.306	39.056	221.1	33:54.860							
18	2	2:28.302	43.127	1:07.342	37.833	242.4	52:40.994	12	1	2:35.829	44.465	1:11.360	40.004	238.2	36:30.689							
19	2	<b>2:28.199</b>	<b>42.688</b>	1:07.449	38.062	245.2	55:09.193	13	1	2:40.449	45.084	1:12.992	42.373	223.4	39:11.138							
20	2	2:28.355	42.777	1:07.464	38.114	237.6	57:37.548	14	1	3:35.586	46.463	1:42.675	1:06.448	199.2	42:46.724							
21	2	2:28.807	42.953	1:07.647	38.207	238.2	1:00:06.355	15	1	<del>2:35.063</del>	44.199	1:11.592	<del>39.272</del>	224.3	45:21.787							
22	2	2:30.598	43.268	1:07.969	39.361	237.1	1:02:36.953	16	1	2:34.649	44.345	1:10.862	39.442	235.1	47:56.436							
<b>44</b> ASM Motorsport Ligier JS P4 1.André VIEIRA JS P4								17								1	2:34.421	44.931	1:10.288	39.202	237.6	50:30.857
1	1	2:37.727	46.872	1:11.470	39.385	219.8	2:37.727	18	1	<del>2:33.746</del>	43.948	<del>1:10.234</del>	39.564	239.7	53:04.603							
2	1	2:32.402	43.558	1:09.150	39.694	236.6	5:10.129	19	1	2:33.425	44.063	1:09.951	39.411	234.0	55:38.028							
3	1	4:11.854	1:14.875	2:01.524	55.455		9:21.983	20	1	2:33.302	44.048	1:10.314	<b>38.940</b>	238.7	58:11.330							
4	1	2:30.248	43.130	1:08.846	38.272	243.5	11:52.231	21	1	2:47.120	43.510	1:20.998	42.612	241.9	1:00:58.450							
5	1	<b>2:29.692</b>	<b>43.053</b>	<b>1:08.472</b>	<b>38.167</b>	240.3	14:21.923	22	1	2:34.758	44.246	1:10.765	39.747	234.5	1:03:33.208							
6	1	2:30.519	43.086	1:08.672	38.761	240.8	16:52.442	<b>58</b> Les Deux Arbres Ligier JS P4 1.Jacques NICOLET JS P4 AM														
<b>50</b> Les Deux Arbres Ligier JS2 R 1.Antoine LEPESQUEUX JS2 R 2.Noé DA CUHNA								1								1	2:40.942	49.710	1:11.635	39.597	223.9	2:40.942
1	1	2:43.690	49.714	1:13.792	40.184	213.3	2:43.690	2	1	3:44.383	44.288	1:39.303	1:20.792	211.6	6:25.325							
2	1	2:38.623	44.850	1:11.733	42.040	229.1	5:22.313	3	1	9:32.639 <b>B</b>	7:33.936	1:19.398	39.305		15:57.964							
3	1	4:04.295	1:07.427	2:01.053	55.815		9:26.608	4	1	2:36.134	45.231	1:09.837	41.066	233.0	18:34.098							
								5								1	2:46.693	51.095	1:15.042	40.556	160.8	21:20.791
								6								1	2:38.364	47.917	1:11.081	39.366	208.0	23:59.155

# LIGIER

## EUROPEAN SERIES



### Ligier European Series Spa-Francorchamps Heat Race 2

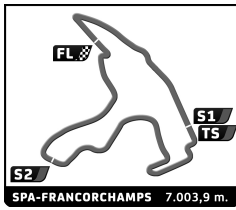
#### Sector Analysis

Lap under Red Flag   Invalidated Lap   Personal Best   Session Best   B Crossing the pit lane

Lap	D	Time	Sector 1	Sector 2	Sector 3	T. Spd	Elapsed	Lap	D	Time	Sector 1	Sector 2	Sector 3	T. Spd	Elapsed
7	1	2:32.094	43.857	1:09.426	38.811	236.6	26:31.249	8	1	4:03.582	1:27.003	1:31.532	1:05.047		23:39.175
8	1	2:31.726	43.434	1:09.446	38.846	237.6	29:02.975	9	1	2:26.276	41.998	1:06.817	37.461	248.5	26:05.451
9	1	2:31.980	44.018	1:08.910	39.052	234.0	31:34.955	10	1	2:25.119	41.855	1:06.052	37.212	244.6	28:30.570
10	1	4:36.198 B	2:43.452	1:11.772	40.974	223.4	36:11.153	11	2	4:48.707 B	3:04.412	1:06.851	37.444	228.6	33:19.277
11	1	2:41.886	48.180	1:13.087	40.619	204.5	38:53.039	<b>77</b> RLR M Sport 1.Ian AGUILERA Ligier JS P4 JS P4							
12	1	3:46.809	54.950	1:49.191	1:02.668		42:39.848	1	1	2:29.671	43.471	1:08.840	37.360	237.1	2:29.671
13	1	2:32.152	43.988	1:09.504	38.660	238.2	45:12.000	2	1	2:24.816	42.019	1:05.890	36.907	238.2	4:54.487
14	1	2:30.130	43.450	1:08.539	38.141	238.2	47:42.130	3	1	4:18.965	1:22.258	2:03.230	53.477		9:13.452
15	1	2:30.186	43.329	1:08.386	38.471	235.1	50:12.316	4	1	2:24.132	41.841	1:05.594	36.697	248.0	11:37.584
16	1	2:30.657	43.635	1:08.886	38.136	225.3	52:42.973	5	1	2:23.672	41.684	1:05.350	36.638	248.0	14:01.256
17	1	2:29.885	42.927	1:08.647	38.311	239.2	55:12.858	6	1	2:24.368	41.443	1:05.969	36.956	246.3	16:25.624
18	1	2:30.262	43.327	1:08.425	38.510	239.2	57:43.120	7	1	3:07.133	41.842	1:09.318	1:15.973	245.2	19:32.757
19	1	2:30.543	43.462	1:08.689	38.392	237.6	1:00:13.663	8	1	4:03.929	1:26.067	1:33.400	1:04.462		23:36.686
20	1	2:32.481	43.433	1:09.823	39.225	232.0	1:02:46.144	9	1	2:24.595	41.824	1:05.901	36.870	245.2	26:01.281
<b>60</b> Iron Lynx by LRMotorsport 1.Gregorio BERTOCCO 2.Matteo PIANEZZOLA Ligier JS2 R JS2 R							10	1	2:26.148	41.331	1:06.794	38.023	246.8	28:27.429	
1	1	2:42.396	49.069	1:11.904	41.423	212.9	2:42.396	11	1	4:53.732 B	3:09.841	1:06.713	37.178	228.6	33:21.161
<b>66</b> Team Virage 1.Jeronimo BERRIO 2.Pedro MORENO Ligier JS P4 JS P4							12	1	2:27.580	42.381	1:06.887	38.312	240.8	35:48.741	
1	1	2:25.611	42.390	1:06.439	36.782	236.6	2:25.611	13	1	2:37.257	44.529	1:12.435	40.293	222.5	38:25.998
2	1	2:24.149	42.091	1:05.415	36.643	238.2	4:49.760	14	1	4:10.337	1:16.977	1:50.330	1:03.030		42:36.335
3	1	4:23.262	1:26.255	2:03.549	53.458		9:13.022	15	1	2:26.410	42.008	1:07.351	37.051	244.1	45:02.745
4	1	2:23.916	42.074	1:05.126	36.716	241.3	11:36.938	16	1	2:28.247	43.294	1:07.333	37.620	239.2	47:30.992
5	1	2:23.776	41.968	1:05.083	36.725	241.3	14:00.714	17	1	2:25.265	41.891	1:06.185	37.189	240.3	49:56.257
6	1	2:25.380	41.935	1:06.714	36.731	241.9	16:26.094	18	1	2:25.426	41.882	1:06.269	37.275	248.0	52:21.683
7	1	3:05.937	41.263	1:09.051	1:15.623	247.4	19:32.031	19	1	2:25.411	42.141	1:06.192	37.078	238.7	54:47.094
8	1	4:04.303	1:26.154	1:33.652	1:04.497		23:36.334	20	1	2:26.183	42.365	1:06.732	37.086	237.6	57:13.277
9	1	2:24.426	42.025	1:05.591	36.810	240.3	26:00.760	21	1	2:24.607	42.125	1:05.473	37.009	237.1	59:37.884
10	1	2:26.222	41.879	1:07.135	37.208	246.8	28:26.982	22	1	2:25.653	42.047	1:06.046	37.560	236.6	1:02:03.537
11	2	4:46.996 B	3:02.970	1:06.731	37.295	230.1	33:13.978	<b>85</b> Iron Dames by M Racing 1.Marta GARCIA Ligier JS2 R JS2 R							
12	2	2:29.815	42.668	1:07.122	40.025	239.2	35:43.793	1	1	2:38.426	47.245	1:11.875	39.306	232.5	2:38.426
13	2	2:40.785	45.776	1:15.134	39.875	213.3	38:24.578	2	1	2:33.360	44.237	1:09.515	39.608	233.5	5:11.786
14	2	4:10.749	1:17.344	1:50.537	1:02.868		42:35.327	3	1	4:11.514	1:13.855	2:01.488	56.171		9:23.300
15	2	2:27.377	42.738	1:07.236	37.403	239.2	45:02.704	4	1	2:35.194	44.217	1:09.813	41.164	237.1	11:58.494
16	2	2:29.123	43.351	1:08.203	37.569	235.6	47:31.827	5	1	2:33.304	44.235	1:09.771	39.295	237.6	14:31.795
17	2	2:25.241	41.865	1:06.275	37.101	241.9	49:57.068	6	1	2:32.936	43.988	1:09.606	39.342	236.1	17:04.731
18	2	2:26.651	41.639	1:07.040	37.972	246.8	52:23.719	7	1	2:42.505	44.126	1:14.920	43.459	223.9	19:47.236
19	2	2:25.975	42.822	1:06.032	37.121	241.9	54:49.694	8	1	3:55.963	1:22.017	1:29.223	1:04.723		23:43.199
20	2	2:25.644	41.764	1:06.310	37.570	246.3	57:15.338	9	1	2:33.420	44.144	1:09.963	39.313	237.6	26:16.619
21	2	2:25.011	41.427	1:06.632	36.952	250.8	59:40.349	10	1	2:34.183	44.157	1:09.771	40.255	236.1	28:50.802
22	2	2:28.146	42.620	1:08.064	37.462	246.3	1:02:08.495	11	1	5:03.502 B	3:14.409	1:09.721	39.372	219.4	33:54.304
<b>71</b> Monza Garage 1.Chun-Ting CHOU 2.James WINSLOW Ligier JS P4 JS P4							12	1	2:35.756	43.977	1:10.386	41.393	235.1	36:30.060	
1	1	2:29.252	43.549	1:08.205	37.498	237.6	2:29.252	13	1	2:39.779	45.106	1:12.608	42.065	225.8	39:09.839
2	1	2:27.267	42.522	1:07.780	36.965	239.2	4:56.519	14	1	3:36.483	46.929	1:43.116	1:06.438	186.5	42:46.322
3	1	4:19.976	1:22.478	2:02.990	54.508		9:16.495	15	1	2:35.927	44.344	1:12.072	39.511	230.6	45:22.249
4	1	2:26.118	42.126	1:06.881	37.111	243.5	11:42.613	16	1	2:34.421	43.899	1:11.266	39.256	228.1	47:56.670
5	1	2:24.766	41.900	1:05.923	36.943	247.4	14:07.379	17	1	2:33.203	44.521	1:09.603	39.079	233.0	50:29.873
6	1	2:24.577	41.642	1:05.876	37.059	249.1	16:31.956	18	1	2:32.003	43.814	1:09.670	39.519	237.1	53:02.876
7	1	3:03.637	41.724	1:07.293	1:14.620	246.8	19:35.593	19	1	2:32.991	43.793	1:09.819	39.379	236.1	55:35.867
								20	1	2:33.490	44.268	1:09.787	39.435	231.5	58:09.357
								21	1	2:34.171	44.434	1:10.319	39.418	230.6	1:00:43.528

# LIGIER

## EUROPEAN SERIES



### Ligier European Series

#### Spa-Francorchamps Heat

#### Race 2

### Sector Analysis

Lap under Red Flag   Invalidated Lap   ■ Personal Best   ■ Session Best   **B** Crossing the pit lane

Lap	D	Time	Sector 1	Sector 2	Sector 3	T. Spd	Elapsed	Lap	D	Time	Sector 1	Sector 2	Sector 3	T. Spd	Elapsed	
22	1	2:33.814	44.228	1:09.979	39.607	234.0	1:03:17.342									
<b>86</b>		<b>Les Deux Arbres</b>						Ligier JS2 R								
		1. Sita VANMEERT						JS2 R								
		2. Sacha BOTTEMANNE														
1	2	2:40.569	48.905	1:11.677	39.987	229.6	2:40.569									
2	2	2:34.254	44.568	<span style="color: green;">1:09.437</span>	40.249	236.1	5:14.823									
3	2	4:09.163	1:12.527	2:01.052	55.584		9:23.986									
4	2	2:33.367	44.091	1:09.934	39.342	240.8	11:57.353									
5	2	2:33.471	<span style="color: green;">43.922</span>	1:10.259	<span style="color: green;">39.290</span>	240.3	14:30.824									
6	2	<span style="color: green;">2:33.166</span>	44.189	1:09.636	39.341	233.5	17:03.990									
7	2	<del>2:42.037</del>	<del>44.575</del>	1:14.723	42.739	232.0	19:46.027									
8	2	3:56.269	1:22.566	1:29.384	1:04.319		23:42.296									
9	2	2:33.781	44.457	1:09.941	39.383	229.6	26:16.077									
10	2	3:00.334 <b>B</b>	1:10.093	1:10.398	39.843	218.5	29:16.411									
11	1	5:05.528 <b>B</b>	3:11.338	1:13.776	40.414	195.2	34:21.939									
12	1	2:57.155	55.739	1:17.755	43.661	148.4	37:19.094									
13	1	2:38.743	46.482	1:12.222	40.039	212.9	39:57.837									
14	1	2:49.951	44.707	1:11.082	54.162	231.5	42:47.788									
15	1	<del>2:35.743</del>	<del>45.015</del>	1:10.971	39.757	233.5	45:23.531									
16	1	<del>2:38.146</del>	44.393	1:11.917	<del>41.836</del>	223.9	48:01.677									
17	1	<del>2:36.703</del>	<del>44.909</del>	1:11.853	39.941	206.0	50:38.380									
18	1	2:36.642	44.847	1:11.714	40.081	219.4	53:15.022									
19	1	2:37.806	45.433	1:11.763	40.610	215.9	55:52.828									
20	1	2:36.378	44.986	1:11.211	40.181	227.6	58:29.206									
21	1	2:36.667	44.742	1:11.651	40.274	226.7	1:01:05.873									
22	1	2:36.535	45.131	1:11.366	40.038	229.6	1:03:42.408									