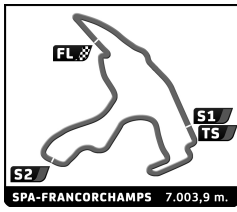


# LIGIER

## EUROPEAN SERIES




### Ligier European Series Spa-Francorchamps Heat Race 1

### Sector Analysis

Lap under Red Flag											Invalidated Lap	Personal Best	Session Best	B Crossing the pit lane	
Lap	D	Time	Sector 1	Sector 2	Sector 3	T. Spd	Elapsed	Lap	D	Time	Sector 1	Sector 2	Sector 3	T. Spd	Elapsed
<b>1</b>		<b>Team Virage</b>					Ligier JS P4								
		1.Theo MICOURIS					JS P4								
		2.Haydn CHANCE													
1	2	3:00.668	1:16.450	1:06.786	37.432	235.1	3:00.668								
2	2	2:26.327	42.112	1:06.310	37.905	243.0	5:26.995								
3	2	2:27.300	42.515	1:06.227	38.558	243.5	7:54.295								
4	2	2:26.195	42.998	1:05.500	37.697	238.7	10:20.490								
5	2	2:25.281	41.879	1:05.834	37.568	243.0	12:45.771								
6	2	2:25.796	41.964	1:06.415	37.417	241.3	15:11.567								
7	2	2:24.604	42.221	1:05.340	37.043	240.3	17:36.171								
8	2	2:24.526	41.907	1:05.644	36.975	241.3	20:00.697								
9	2	2:24.434	42.038	1:05.418	36.978	242.4	22:25.131								
10	2	2:24.481	41.778	1:05.429	37.274	244.1	24:49.612								
11	2	2:24.514	41.831	1:05.735	36.948	248.0	27:14.126								
12	1	4:50.279 B	3:07.158	1:06.022	37.099	227.6	32:04.405								
13	1	2:24.170	42.181	1:05.007	36.982	240.3	34:28.575								
14	1	2:24.114	41.571	1:04.951	37.592	244.1	36:52.689								
15	1	2:23.073	41.835	1:04.652	36.586	241.9	39:15.762								
16	1	2:23.013	41.457	1:04.596	36.960	245.7	41:38.775								
17	1	2:24.148	41.405	1:05.968	36.775	246.8	44:02.923								
18	1	2:22.975	41.502	1:04.657	36.816	244.1	46:25.898								
19	1	2:24.280	41.560	1:05.255	37.465	243.5	48:50.178								
20	1	2:23.917	41.472	1:05.216	37.229	245.2	51:14.095								
21	1	2:24.671	42.315	1:05.510	36.846	241.3	53:38.766								
22	1	2:24.018	41.948	1:05.121	36.949	242.4	56:02.784								
23	1	2:23.779	41.624	1:05.234	36.921	245.7	58:26.563								
24	1	2:23.710	41.361	1:05.368	36.981	245.2	1:00:50.273								
<b>4</b>		<b>Nielsen Racing</b>					Ligier JS P4								
		1.Ben CAISLEY					JS P4								
1	1	2:33.108	46.777	1:08.262	38.069	240.3	2:33.108								
2	1	2:28.228	42.985	1:07.416	37.827	237.6	5:01.336								
3	1	2:28.421	43.119	1:07.752	37.550	233.5	7:29.757								
4	1	2:26.794	42.808	1:06.557	37.429	238.2	9:56.551								
5	1	5:38.917 B	3:52.290	1:08.258	38.369	229.6	15:35.468								
6	1	2:29.030	42.475	1:08.827	37.728	215.9	18:04.498								
7	1	2:27.912	42.486	1:07.723	37.703	238.7	20:32.410								
8	1	2:27.029	42.981	1:06.366	37.682	235.1	22:59.439								
9	1	2:27.281	42.378	1:07.369	37.534	238.7	25:26.720								
10	1	2:26.726	42.329	1:06.489	37.908	238.2	27:53.446								
11	1	2:27.655	42.807	1:06.849	37.999	233.5	30:21.101								
12	1	2:27.738	42.818	1:06.915	38.005	232.5	32:48.839								
13	1	4:56.523 B	3:10.984	1:07.539	38.000	227.6	37:45.362								
14	1	2:28.152	43.006	1:07.013	38.133	236.1	40:13.514								
15	1	2:27.509	42.782	1:06.874	37.853	235.6	42:41.023								
16	1	2:27.938	43.151	1:06.810	37.977	235.6	45:08.961								
17	1	2:26.803	42.548	1:06.416	37.839	236.6	47:35.764								
18	1	2:26.345	42.529	1:06.291	37.525	234.5	50:02.109								
19	1	2:26.574	42.674	1:06.228	37.672	233.0	52:28.683								
20	1	2:26.179	42.488	1:06.309	37.382	233.5	54:54.862								
21	1	2:25.812	42.425	1:05.837	37.550	235.6	57:20.674								
22	1	2:26.323	42.523	1:06.115	37.685	235.1	59:46.997								
23	1	2:27.501	43.233	1:06.538	37.730	235.6	1:02:14.498								
<b>6</b>		<b>ANS Motorsport</b>					Ligier JS P4								
		1.Iko SEGRET					JS P4								
1	1	2:29.692	44.880	1:07.527	37.285	236.6	2:29.692								
2	1	2:25.431	42.142	1:06.154	37.135	243.0	4:55.123								
3	1	2:25.855	41.915	1:06.422	37.518	243.5	7:20.978								
4	1	2:24.944	42.085	1:05.805	37.054	244.1	9:45.922								
5	1	2:25.539	41.830	1:06.553	37.156	243.5	12:11.461								
6	1	2:25.098	41.593	1:06.251	37.254	250.3	14:36.559								
7	1	2:24.566	41.711	1:05.879	36.976	250.3	17:01.125								
8	1	2:24.491	41.552	1:05.950	36.989	245.7	19:25.616								
9	1	2:25.031	41.682	1:06.298	37.051	247.4	21:50.647								
10	1	2:24.881	41.856	1:05.906	37.119	241.3	24:15.528								
11	1	2:25.553	41.871	1:06.384	37.298	247.4	26:41.081								
12	1	2:25.788	41.770	1:06.360	37.658	244.6	29:06.869								
13	1	2:25.530	41.964	1:06.234	37.332	240.3	31:32.399								
14	1	4:54.653 B	3:10.659	1:06.355	37.639	233.0	36:27.052								
15	1	2:26.653	41.793	1:07.096	37.764	248.0	38:53.705								
16	1	2:25.388	41.651	1:06.610	37.127	248.5	41:19.093								
17	1	2:24.712	41.703	1:06.028	36.981	244.6	43:43.805								
18	1	2:24.889	41.726	1:06.104	37.059	245.2	46:08.694								
19	1	2:25.851	41.804	1:06.531	37.516	246.3	48:34.545								
20	1	2:25.558	41.721	1:06.209	37.628	243.5	51:00.103								
21	1	2:25.442	42.069	1:06.185	37.188	239.7	53:25.545								
22	1	2:24.696	41.908	1:05.782	37.006	239.7	55:50.241								
23	1	2:26.372	41.734	1:07.226	37.412	245.2	58:16.613								
24	1	2:25.374	41.985	1:06.162	37.227	238.7	1:00:41.987								
<b>7</b>		<b>Inter Europol Competition</b>					Ligier JS P4								
		1.Romain FAVRE					JS P4								
1	1	2:28.350	43.617	1:07.666	37.067	238.2	2:28.350								
2	1	2:24.246	41.706	1:05.924	36.616	240.8	4:52.596								
3	1	2:28.153	41.750	1:09.440	36.963	243.0	7:20.749								
4	1	2:24.724	41.796	1:05.418	37.510	244.1	9:45.473								
5	1	2:24.527	41.978	1:05.681	36.868	240.3	12:10.000								
6	1	2:24.594	42.082	1:05.722	36.790	239.7	14:34.594								
7	1	2:24.578	42.036	1:05.749	36.793	238.7	16:59.172								
8	1	2:25.303	41.967	1:06.386	36.950	238.7	19:24.475								
9	1	2:25.065	42.430	1:05.832	36.803	240.3	21:49.540								
10	1	2:24.301	41.502	1:05.860	36.939	236.6	24:13.841								
11	1	2:24.419	41.973	1:05.705	36.741	244.1	26:38.260								
12	1	2:23.865	41.369	1:05.698	36.798	248.0	29:02.125								
13	1	2:24.442	41.567	1:05.859	37.016	235.6	31:26.567								
14	1	4:52.050 B	3:08.986	1:06.021	37.043	232.5	36:18.617								
15	1	2:24.783	42.034	1:05.814	36.935	241.3	38:43.400								
16	1	2:24.611	41.621	1:05.806	37.184	244.6	41:08.011								
17	1	2:26.185	43.312	1:06.034	36.839	236.1	43:34.196								
18	1	2:24.016	41.411	1:05.836	36.769	246.8	45:58.212								
19	1	2:24.859	41.659	1:06.238	36.962	243.0	48:23.071								
20	1	2:24.290	41.817	1:05.616	36.857	240.8	50:47.361								
21	1	2:24.382	41.739	1:05.798	36.845	241.9	53:11.743								
22	1	2:24.676	42.028	1:05.800	36.848	238.2	55:36.419								
23	1	2:24.871	41.834	1:06.242	36.795	244.1	58:01.290								

# LIGIER

## EUROPEAN SERIES



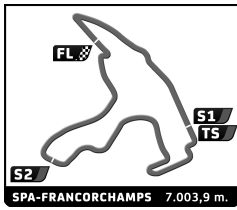
### Ligier European Series Spa-Francorchamps Heat Race 1

### Sector Analysis

Lap under Red Flag								Invalidated Lap		Personal Best		Session Best		B Crossing the pit lane	
Lap	D	Time	Sector 1	Sector 2	Sector 3	T. Spd	Elapsed	Lap	D	Time	Sector 1	Sector 2	Sector 3	T. Spd	Elapsed
<b>16</b>		<b>Pegasus Racing</b>													
		1. Yuki TANAKA													
		2. Ryuichirou OHTSUKA													
1	1	2:37.992	48.542	1:11.148	38.302	238.2	2:37.992								
2	1	3:15.486	<b>43.054</b>	1:53.836	38.596	245.7	5:53.478								
3	1	2:29.633	43.110	1:08.206	38.317	235.1	8:23.111								
4	1	<del>2:30.078</del>	<del>43.089</del>	1:08.432	38.557	234.5	10:53.189								
5	1	<del>2:30.136</del>	<del>43.187</del>	1:08.185	38.764	235.6	13:23.325								
6	1	2:33.281	43.528	1:10.159	39.594	236.1	15:56.606								
7	1	2:31.550	43.424	1:09.273	38.853	233.0	18:28.156								
8	1	3:12.575	1:23.683	1:09.732	39.160	222.0	21:40.731								
9	1	<del>2:31.797</del>	<del>43.695</del>	1:08.988	<del>39.114</del>	232.0	24:12.528								
10	1	2:33.812	44.506	1:10.762	38.544	238.7	26:46.340								
11	1	2:31.516	43.329	1:08.451	39.736	235.6	29:17.856								
12	2	4:34.917 <b>B</b>	2:43.057	1:12.006	39.854	219.4	33:52.773								
13	2	2:34.090	44.477	1:09.600	40.013	233.0	36:26.863								
14	2	2:34.300	44.290	1:10.410	39.600	237.6	39:01.163								
15	2	2:31.268	43.616	1:08.851	38.801	235.6	41:32.431								
16	2	2:33.371	43.692	1:10.559	39.120	232.5	44:05.802								
17	2	2:30.436	43.547	1:08.391	38.498	234.5	46:36.238								
18	2	2:30.810	43.568	1:08.437	38.805	233.5	49:07.048								
19	2	2:30.925	43.918	1:08.270	38.737	232.5	51:37.973								
20	2	<del>2:29.690</del>	<del>43.557</del>	1:07.829	38.304	231.5	54:07.663								
21	2	<del>2:30.951</del>	43.383	1:08.826	<del>38.742</del>	232.0	56:38.614								
22	2	2:29.451	43.209	1:07.539	38.703	238.2	59:08.065								
23	2	<b>2:28.657</b>	43.056	<b>1:07.412</b>	<b>38.189</b>	235.1	1:01:36.722								
<b>18</b>		<b>Pegasus Racing</b>													
		1. Louis STERN													
		Ligier JS2 R JS2 R AM													
1	1	2:46.883	52.451	1:13.621	40.811	214.6	2:46.883								
2	1	2:41.448	45.885	1:14.389	41.174	228.6	5:28.331								
3	1	2:37.711	46.308	1:11.868	<b>39.535</b>	230.1	8:06.042								
4	1	<del>2:36.988</del>	<del>44.816</del>	1:12.227	39.945	231.5	10:43.030								
5	1	2:36.507	45.116	1:11.339	40.052	229.6	13:19.537								
6	1	<del>2:38.291</del>	<del>45.054</del>	1:12.342	<del>40.895</del>	229.1	15:57.828								
7	1	<del>2:37.694</del>	<del>45.501</del>	1:11.766	40.427	227.6	18:35.522								
8	1	2:38.081	45.695	1:12.288	40.098	225.3	21:13.603								
9	1	2:37.549	45.637	1:11.660	40.252	224.8	23:51.152								
10	1	2:38.106	46.062	1:11.902	40.142	224.3	26:29.258								
11	1	2:39.307	45.567	1:12.454	41.286	226.7	29:08.565								
12	1	4:38.731 <b>B</b>	2:45.730	1:13.197	39.804	215.4	33:47.296								
13	1	<del>2:36.535</del>	<del>44.788</del>	1:11.528	40.219	231.5	36:23.831								
14	1	2:38.505	45.347	1:12.692	40.466	233.0	39:02.336								
15	1	<del>2:36.555</del>	45.151	1:11.456	<del>39.948</del>	230.6	41:38.891								
16	1	2:37.426	45.308	1:12.000	40.118	230.1	44:16.317								
17	1	2:38.289	46.173	1:12.171	39.945	226.7	46:54.606								
18	1	2:36.680	45.161	1:11.568	39.951	226.7	49:31.286								
19	1	<del>2:36.098</del>	<b>44.999</b>	1:11.327	<del>39.772</del>	224.8	52:07.384								
20	1	2:36.407	45.207	<b>1:11.306</b>	39.894	225.8	54:43.791								
21	1	<b>2:36.223</b>	45.170	1:11.385	39.668	227.2	57:20.014								
22	1	2:37.874	45.751	1:11.780	40.343	228.1	59:57.888								
23	1	2:36.419	45.112	1:11.496	39.811	228.1	1:02:34.307								
<b>27</b>		<b>P4 Racing</b>													
		1. Jeremy FERGUSON													
		Ligier JS P4 JS P4 AM													
1	1	2:35.360	46.897	1:09.913	38.550	201.4	2:35.360								
2	1	2:29.116	43.146	1:08.223	37.747	239.7	5:04.476								
3	1	2:27.512	42.875	1:06.779	37.858	241.9	7:31.988								
4	1	<b>2:26.924</b>	<b>42.517</b>	1:06.447	37.960	244.1	9:58.912								
5	1	2:28.714	43.734	1:07.096	37.884	232.0	12:27.626								
6	1	2:27.357	43.315	<b>1:06.414</b>	37.628	237.1	14:54.983								
7	1	<del>2:28.377</del>	<del>43.346</del>	1:07.026	38.005	234.5	17:23.360								
8	1	2:28.068	42.943	1:06.908	38.217	235.6	19:51.428								
9	1	2:29.141	43.858	1:07.520	37.763	229.1	22:20.569								
10	1	2:28.912	43.388	1:07.410	38.114	238.2	24:49.481								
11	1	<del>2:29.817</del>	<del>43.886</del>	1:07.807	38.124	237.1	27:19.298								
12	1	2:28.679	43.560	1:07.041	38.078	234.0	29:47.977								
13	1	4:35.293 <b>B</b>	2:48.671	1:08.271	38.351	223.0	34:23.270								
14	1	2:29.402	43.414	1:07.817	38.171	234.5	36:52.672								
15	1	2:28.339	43.347	1:07.278	37.714	238.7	39:21.011								
16	1	2:27.933	42.872	1:07.303	37.758	239.2	41:48.944								
17	1	2:28.035	43.365	1:07.130	<b>37.540</b>	235.6	44:16.979								
18	1	2:29.137	43.125	1:06.967	39.045	236.6	46:46.116								
19	1	2:28.178	43.393	1:07.106	37.679	233.5	49:14.294								
20	1	2:30.139	44.057	1:07.639	38.443	231.5	51:44.433								
21	1	<del>2:30.723</del>	43.780	1:08.351	<del>38.592</del>	232.5	54:15.156								
22	1	2:31.380	43.978	1:08.723	38.679	235.1	56:46.536								
23	1	2:30.815	44.336	1:07.939	38.540	229.1	59:17.351								
24	1	2:29.857	43.592	1:07.806	38.459	234.5	1:01:47.208								
<b>29</b>		<b>Pegasus Racing</b>													
		1. Julien SCHELL													
		2. David CAUSSANEL													
		Ligier JS2 R JS2 R P/A													
1	1	2:43.625	51.624	1:12.198	39.803	221.6	2:43.625								
2	1	2:35.652	44.542	1:11.067	40.043	237.6	5:19.277								
3	1	2:36.625	44.462	1:11.542	40.621	234.5	7:55.902								
4	1	2:33.076	44.198	1:09.710	39.168	240.8	10:28.978								
5	1	2:33.500	44.574	1:09.639	39.287	235.1	13:02.478								
6	1	2:33.916	44.277	1:09.798	39.841	236.1	15:36.394								
7	1	2:34.161	<b>43.894</b>	1:10.746	39.521	240.8	18:10.555								
8	1	<b>2:32.514</b>	43.899	<b>1:09.372</b>	39.243	239.7	20:43.069								
9	1	2:33.567	44.376	1:09.756	39.435	233.0	23:16.636								
10	1	2:33.333	44.307	1:09.601	39.425	232.5	25:49.969								
11	1	2:34.697	44.419	1:10.444	3										

# LIGIER

## EUROPEAN SERIES



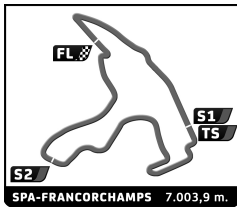
### Ligier European Series Spa-Francorchamps Heat Race 1

### Sector Analysis

											Lap under Red Flag	Invalidated Lap	Personal Best	Session Best	B Crossing the pit lane											
Lap	D	Time	Sector 1	Sector 2	Sector 3	T. Spd	Elapsed	Lap	D	Time	Sector 1	Sector 2	Sector 3	T. Spd	Elapsed											
<b>31</b>		<b>ANS Motorsport</b> 1.Clément MORENO					Ligier JS2 R JS2 R AM																			
1	1	2:42.805	50.459	1:12.410	39.936	220.2	2:42.805	3	1	2:31.850	43.724	1:08.720	39.406	215.4	7:38.418											
2	1	2:35.664	44.334	1:11.224	40.106	234.0	5:18.469	4	1	2:29.528	43.294	1:07.822	38.412	238.7	10:07.946											
3	1	2:36.355	44.602	1:11.798	39.955	222.0	7:54.824	5	1	<b>2:28.966</b>	43.141	<b>1:07.487</b>	38.338	237.6	12:36.912											
4	1	<b>2:32.898</b>	44.010	<b>1:09.934</b>	<b>38.954</b>	236.1	10:27.722	6	1	2:29.537	43.533	1:07.628	38.376	236.6	15:06.449											
5	1	2:34.349	44.270	1:10.689	39.390	235.6	13:02.071	7	1	2:37.365	50.377	1:08.505	38.483	234.0	17:43.814											
6	1	2:33.932	43.934	1:10.197	39.801	235.1	15:36.003	8	1	2:30.443	43.751	1:08.092	38.600	234.0	20:14.257											
7	1	2:34.171	44.076	1:10.601	39.494	235.6	18:10.174	9	1	2:33.785	43.536	1:10.788	39.461	234.5	22:48.042											
8	1	<del>2:33.908</del>	44.236	1:10.643	<del>39.029</del>	235.6	20:44.082	10	1	2:32.562	44.183	1:09.516	38.863	233.0	25:20.604											
9	1	2:33.955	<b>43.849</b>	1:10.523	<b>39.583</b>	237.1	23:18.037	11	1	2:31.632	43.861	1:08.628	39.143	234.5	27:52.236											
10	1	2:35.035	44.877	1:10.473	39.685	234.0	25:53.072	12	1	2:33.142	44.030	1:09.617	39.495	230.1	30:25.378											
11	1	2:34.045	44.153	1:10.338	39.554	233.5	28:27.117	13	1	2:34.129	44.020	1:10.284	39.825	234.5	32:59.507											
12	1	4:33.607 <b>B</b>	2:42.204	1:11.702	39.701	217.2	33:00.724	14	1	5:06.295 <b>B</b>	3:15.674	1:11.367	39.254	219.4	38:05.802											
13	1	2:34.943	44.655	1:10.557	39.731	229.1	35:35.667	15	1	2:33.120	44.151	1:09.581	39.388	234.0	40:38.922											
14	1	2:34.162	44.354	1:10.249	39.559	231.0	38:09.829	16	1	2:32.262	43.772	1:09.833	38.657	234.0	43:11.184											
15	1	2:33.594	44.098	1:10.022	39.474	233.5	40:43.423	17	1	2:31.240	43.463	1:08.835	38.942	234.5	45:42.424											
16	1	2:34.628	44.322	1:10.509	39.797	231.0	43:18.051	18	1	2:31.281	43.394	1:08.993	38.894	234.5	48:13.705											
17	1	2:34.069	44.235	1:10.213	39.621	232.0	45:52.120	19	1	2:31.019	43.388	1:08.724	38.907	234.0	50:44.724											
18	1	2:33.987	44.303	1:10.349	39.335	234.0	48:26.107	20	1	2:31.518	43.333	1:09.664	38.521	235.1	53:16.242											
19	1	2:35.877	44.756	1:11.250	39.871	229.1	51:01.984	21	1	2:31.261	43.081	1:08.887	39.293	234.5	55:47.503											
20	1	2:35.546	44.424	1:11.522	39.600	229.1	53:37.530	22	1	2:31.128	43.099	1:09.763	38.266	237.1	58:18.631											
21	1	2:35.246	44.440	1:10.943	39.863	235.6	56:12.776	23	1	2:30.508	<b>42.915</b>	1:08.665	38.928	236.1	1:00:49.139											
22	1	2:35.872	44.817	1:11.166	39.889	229.6	58:48.648																			
23	1	2:37.236	44.560	1:12.019	40.657	229.1	1:01:25.884																			
<b>50</b>		<b>Les Deux Arbres</b> 1.Antoine LEPESQUEUX 2.Noé DA CUHNA					Ligier JS2 R JS2 R																			
1	2	2:47.764	53.774	1:13.460	40.530	219.4	2:47.764	3	2	2:35.175	46.134	1:10.011	39.030	230.6	8:03.302											
2	2	2:40.363	45.856	1:13.838	40.669	224.8	5:28.127	4	2	2:33.740	44.483	1:10.096	39.161	233.0	10:37.042											
3	2	2:35.175	46.134	1:10.011	39.030	230.6	8:03.302	5	2	2:34.261	44.649	1:10.084	39.528	232.5	13:11.303											
4	2	2:33.740	44.483	1:10.096	39.161	233.0	10:37.042	6	2	2:33.271	44.687	1:09.556	39.028	230.6	15:44.574											
5	2	2:34.261	44.649	1:10.084	39.528	232.5	13:11.303	7	2	<del>2:32.255</del>	44.741	<del>1:09.528</del>	<b>38.986</b>	230.6	18:17.829											
6	2	2:33.271	44.687	1:09.556	39.028	230.6	15:44.574	8	2	<b>2:32.848</b>	<b>44.479</b>	<b>1:09.296</b>	39.073	231.5	20:50.677											
7	2	<del>2:32.255</del>	44.741	<del>1:09.528</del>	<b>38.986</b>	230.6	18:17.829	9	2	<del>2:33.329</del>	44.519	1:09.588	39.222	230.1	23:24.006											
8	2	<b>2:32.848</b>	<b>44.479</b>	<b>1:09.296</b>	39.073	231.5	20:50.677	10	2	2:33.849	44.913	1:09.678	39.258	229.1	25:57.855											
9	2	<del>2:33.329</del>	44.519	1:09.588	39.222	230.1	23:24.006	11	2	<del>2:33.836</del>	44.552	1:09.950	<del>39.334</del>	232.0	28:31.691											
10	2	2:33.849	44.913	1:09.678	39.258	229.1	25:57.855	12	2	2:34.888	44.797	1:10.447	39.644	226.2	31:06.579											
11	2	<del>2:33.836</del>	44.552	1:09.950	<del>39.334</del>	232.0	28:31.691	13	1	5:09.449 <b>B</b>	3:16.556	1:12.544	40.349	204.8	36:16.028											
12	2	2:34.888	44.797	1:10.447	39.644	226.2	31:06.579	14	1	<del>2:36.985</del>	45.264	1:11.048	<del>40.673</del>	231.0	38:53.013											
13	1	5:09.449 <b>B</b>	3:16.556	1:12.544	40.349	204.8	36:16.028	15	1	2:37.001	45.602	1:11.287	40.112	218.5	41:30.014											
14	1	<del>2:36.985</del>	45.264	1:11.048	<del>40.673</del>	231.0	38:53.013	16	1	2:37.391	45.329	1:12.025	40.037	227.2	44:07.405											
15	1	2:37.001	45.602	1:11.287	40.112	218.5	41:30.014	17	1	2:39.478	45.331	1:12.773	41.374	226.2	46:46.883											
16	1	2:37.391	45.329	1:12.025	40.037	227.2	44:07.405	18	1	<del>2:36.808</del>	45.668	<del>1:11.098</del>	40.042	224.8	49:23.691											
17	1	2:39.478	45.331	1:12.773	41.374	226.2	46:46.883	19	1	2:35.820	45.220	1:10.671	39.929	225.8	51:59.511											
18	1	<del>2:36.808</del>	45.668	<del>1:11.098</del>	40.042	224.8	49:23.691	20	1	2:35.562	45.240	1:10.412	39.910	223.4	54:35.073											
19	1	2:35.820	45.220	1:10.671	39.929	225.8	51:59.511	21	1	2:34.969	44.957	1:10.258	39.754	226.7	57:10.042											
20	1	2:35.562	45.240	1:10.412	39.910	223.4	54:35.073	22	1	2:35.424	45.396	1:10.309	39.719	226.7	59:45.466											
21	1	2:34.969	44.957	1:10.258	39.754	226.7	57:10.042	23	1	2:36.391	45.127	1:10.812	40.452	229.1	1:02:21.857											
22	1	2:35.424	45.396	1:10.309	39.719	226.7	59:45.466																			
23	1	2:36.391	45.127	1:10.812	40.452	229.1	1:02:21.857																			
<b>53</b>		<b>M Racing</b> 1.Tomas GRANZELLA					Ligier JS2 R JS2 R																			
1	1	2:41.126	49.747	1:12.058	39.321	223.9	2:41.126																			
2	1	2:33.360	44.242	1:09.876	39.242	236.1	5:14.486																			
3	1	2:33.467	44.574	1:09.734	39.159	234.0	7:47.953																			

# LIGIER

## EUROPEAN SERIES



### Ligier European Series Spa-Francorchamps Heat Race 1

### Sector Analysis

Lap under Red Flag													Invalidated Lap	Personal Best	Session Best	B Crossing the pit lane
Lap	D	Time	Sector 1	Sector 2	Sector 3	T. Spd	Elapsed	Lap	D	Time	Sector 1	Sector 2	Sector 3	T. Spd	Elapsed	
4	1	2:33.664	44.254	1:09.430	39.980	233.0	10:21.617	5	2	<del>2:33.376</del>	44.504	1:09.580	39.292	234.0	12:59.843	
5	1	2:32.902	44.530	1:09.359	39.013	232.5	12:54.519	6	2	2:33.320	44.564	1:09.699	39.057	237.6	15:33.163	
6	1	2:32.768	44.335	1:09.299	39.134	232.0	15:27.287	7	2	2:34.222	44.503	1:10.696	39.023	233.5	18:07.385	
7	1	2:33.300	44.427	1:09.804	39.069	232.0	18:00.587	8	2	<del>2:32.022</del>	44.142	<b>1:09.094</b>	<del>39.786</del>	238.2	20:39.407	
8	1	2:34.258	44.672	1:10.478	39.108	230.6	20:34.845	9	2	2:32.433	<b>43.915</b>	1:09.589	<b>38.929</b>	238.7	23:11.840	
9	1	2:33.013	44.374	1:09.431	39.208	232.0	23:07.858	10	2	2:33.074	44.360	1:09.318	39.396	236.6	25:44.914	
10	1	2:32.721	44.252	1:09.179	39.290	232.0	25:40.579	11	2	<b>2:32.345</b>	44.244	1:09.130	38.971	236.1	28:17.259	
11	1	2:32.441	44.188	<b>1:09.171</b>	39.082	232.5	28:13.020	12	1	<del>5:02.223</del> B	3:08.824	1:12.788	<del>41.611</del>	218.0	33:20.482	
12	1	5:06.038 B	3:16.509	1:09.792	39.737	218.0	33:19.058	13	1	2:35.853	45.142	1:10.919	39.792	233.5	35:56.335	
13	1	<del>2:32.565</del>	44.000	<del>1:09.563</del>	39.002	233.0	35:51.623	14	1	2:34.802	44.561	1:10.361	39.880	233.0	38:31.137	
14	1	<b>2:32.366</b>	43.850	1:09.527	<b>38.989</b>	236.1	38:23.989	15	1	<del>2:35.588</del>	44.641	1:11.012	<del>39.935</del>	232.0	41:06.725	
15	1	2:32.902	<b>43.781</b>	1:10.115	39.006	235.6	40:56.891	16	1	2:35.001	44.776	1:10.568	39.657	230.6	43:41.726	
16	1	2:34.106	44.056	1:10.065	39.985	229.6	43:30.997	17	1	<del>2:35.157</del>	44.390	<del>1:11.334</del>	39.433	236.6	46:16.883	
17	1	2:33.824	44.433	1:10.334	39.057	232.0	46:04.821	18	1	<del>2:35.037</del>	44.882	1:10.640	<del>39.515</del>	230.6	48:51.920	
18	1	2:34.609	44.436	1:10.356	39.817	235.1	48:39.430	19	1	2:35.471	44.360	1:10.931	40.180	233.0	51:27.391	
19	1	2:32.557	43.851	1:09.578	39.128	235.6	51:11.987	20	1	3:00.399 B	1:09.623	1:10.863	39.913	219.4	54:27.790	
20	1	2:34.364	44.130	1:11.026	39.208	231.0	53:46.351	21	1	2:34.005	44.345	1:10.244	39.416	231.5	57:01.795	
21	1	2:34.270	43.948	1:10.931	39.391	235.1	56:20.621	22	1	2:34.021	44.205	1:10.246	39.570	231.0	59:35.816	
22	1	2:34.816	44.128	1:11.336	39.352	234.5	58:55.437	23	1	2:33.499	44.169	1:09.993	39.337	231.5	1:02:09.315	
23	1	2:36.234	44.221	1:10.984	41.029	232.0	1:01:31.671									

58	Les Deux Arbres	Ligier JS P4					
1. Jacques NICOLET		JS P4 AM					
1	1	2:39.204	49.716	1:10.489	38.999	235.6	2:39.204
2	1	2:31.754	43.229	1:09.382	39.143	243.5	5:10.958
3	1	2:32.353	<b>43.058</b>	1:10.054	39.241	237.6	7:43.311
4	1	<b>2:30.383</b>	43.112	<b>1:08.839</b>	<b>38.432</b>	239.2	10:13.694
5	1	2:33.086	43.892	1:09.475	39.719	237.6	12:46.780
6	1	2:32.135	43.298	1:09.433	39.404	240.3	15:18.915
7	1	2:32.383	43.982	1:09.293	39.108	236.1	17:51.298
8	1	2:32.242	43.648	1:09.351	39.243	235.1	20:23.540
9	1	2:32.107	43.873	1:08.844	39.390	235.1	22:55.647
10	1	2:33.231	43.771	1:10.143	39.317	235.6	25:28.878
11	1	2:31.720	43.482	1:09.353	38.885	238.2	28:00.598
12	1	2:33.369	43.766	1:09.146	40.457	234.5	30:33.967
13	1	4:34.190 B	2:44.949	1:10.192	39.049	223.4	35:08.157
14	1	2:32.190	43.536	1:09.755	38.899	236.1	37:40.347
15	1	2:32.957	43.687	1:09.487	39.783	235.1	40:13.304
16	1	2:34.499	44.027	1:10.898	39.574	190.1	42:47.803
17	1	2:32.541	43.400	1:09.930	39.211	235.6	45:20.344
18	1	2:31.913	43.315	1:09.641	38.957	236.1	47:52.257
19	1	2:32.876	43.316	1:10.298	39.262	234.5	50:25.133
20	1	2:32.957	43.430	1:09.726	39.801	233.5	52:58.090
21	1	2:35.326	44.492	1:10.767	40.067	233.0	55:33.416
22	1	2:33.527	43.407	1:10.438	39.682	238.2	58:06.943
23	1	2:32.189	43.619	1:09.847	38.723	234.0	1:00:39.132

66	Team Virage	Ligier JS P4					
1. Jeronimo BERRIO		JS P4					
2. Pedro MORENO							
1	2	2:28.693	44.750	1:06.896	37.047	241.3	2:28.693
2	2	2:24.729	41.855	1:05.857	37.017	248.0	4:53.422
3	2	2:26.141	42.035	1:06.767	37.339	246.3	7:19.563
4	2	2:25.597	42.270	1:05.727	37.600	239.2	9:45.160
5	2	2:25.690	42.409	1:06.247	37.034	239.7	12:10.850
6	2	2:25.352	41.888	1:05.854	37.610	245.7	14:36.202
7	2	2:25.468	42.146	1:06.235	37.087	239.2	17:01.670
8	2	2:24.806	42.054	1:05.774	36.978	245.7	19:26.476
9	2	2:24.490	41.619	1:05.819	37.052	249.1	21:50.966
10	2	<del>2:24.966</del>	<del>41.745</del>	1:06.080	37.141	247.4	24:15.932
11	2	2:26.311	41.682	1:06.667	37.962	254.4	26:42.243
12	2	2:26.179	<b>41.434</b>	1:06.794	37.951	250.8	29:08.422
13	1	<del>4:51.607</del> B	3:08.301	1:06.456	<del>36.850</del>	226.7	34:00.029
14	1	2:25.601	41.885	1:06.263	37.453	246.8	36:25.630
15	1	2:26.395	43.169	1:06.299	36.927	239.7	38:52.025
16	1	<del>2:25.569</del>	<del>42.513</del>	1:06.193	36.863	236.6	41:17.594
17	1	2:24.383	41.985	1:05.668	36.730	241.9	43:41.977
18	1	2:24.185	41.863	1:05.650	36.672	242.4	46:06.162
19	1	2:23.808	41.874	1:05.494	<b>36.440</b>	241.9	48:29.970
20	1	2:23.894	41.512	1:05.826	36.556	248.5	50:53.864
21	1	2:23.659	41.691	1:05.405	36.563	240.3	53:17.523
22	1	<b>2:23.465</b>	41.563	<b>1:05.363</b>	36.539	243.0	55:40.988
23	1	2:23.731	41.658	1:05.565	36.508	243.0	58:04.719
24	1	2:24.878	41.855	1:05.505	37.518	240.3	1:00:29.597

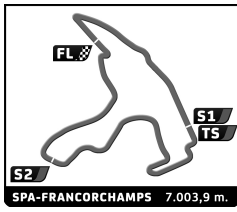
60	Iron Lynx by LRMotorsport	Ligier JS2 R					
1. Gregorio BERTOCCO		JS2 R					
2. Matteo PIANEZOLA							
1	2	2:43.165	50.824	1:12.503	39.838	221.1	2:43.165
2	2	2:35.605	44.592	1:11.075	39.938	237.6	5:18.770
3	2	2:33.851	44.272	1:10.271	39.308	240.3	7:52.621
4	2	<del>2:33.846</del>	<del>44.886</del>	1:09.791	39.169	232.0	10:26.467

71	Monza Garage	Ligier JS P4					
1. Chun-Ting CHOU		JS P4					
2. James WINSLOW							
1	2	2:37.014	48.598	1:10.265	38.151	238.7	2:37.014
2	2	2:26.492	42.199	1:06.796	37.497	246.8	5:03.506
3	2	2:27.029	42.028	1:06.931	38.070	245.7	7:30.535
4	2	<del>2:24.340</del>	<del>41.844</del>	1:05.430	37.066	243.0	9:54.875

# LIGIER

## EUROPEAN SERIES



### Ligier European Series Spa-Francorchamps Heat Race 1

### Sector Analysis

Lap under Red Flag   Invalidated Lap   Personal Best   Session Best   Crossing the pit lane															
Lap	D	Time	Sector 1	Sector 2	Sector 3	T. Spd	Elapsed	Lap	D	Time	Sector 1	Sector 2	Sector 3	T. Spd	Elapsed
5	2	2:23.734	41.731	1:05.117	36.886	244.6	12:18.609	4	1	2:32.383	44.082	1:09.262	39.039	237.6	10:28.171
6	2	<b>2:23.691</b>	41.834	1:04.984	36.873	244.1	14:42.300	5	1	<del>2:32.072</del>	43.856	1:09.208	<del>39.008</del>	238.7	13:00.243
7	2	2:24.002	41.686	1:05.307	37.009	244.1	17:06.302	6	1	2:33.451	44.315	1:09.952	39.184	233.0	15:33.694
8	2	2:23.830	41.659	1:05.347	<b>36.824</b>	245.2	19:30.132	7	1	2:33.099	44.051	1:09.801	39.247	235.1	18:06.793
9	2	2:23.722	41.410	1:05.379	36.933	245.2	21:53.854	8	1	2:32.329	44.130	1:08.845	39.354	233.5	20:39.122
10	2	<del>2:23.452</del>	<del>41.663</del>	<b>1:04.949</b>	36.840	245.7	24:17.306	9	1	<b>2:31.923</b>	43.985	1:09.077	<b>38.861</b>	232.5	23:11.045
11	2	<del>2:24.511</del>	<del>41.180</del>	1:06.114	37.217	250.8	26:41.817	10	1	2:32.099	44.019	1:09.162	38.918	234.0	25:43.144
12	2	2:25.385	<b>41.133</b>	1:06.869	37.383	252.6	29:07.202	11	1	<del>2:31.184</del>	43.705	<b>1:08.577</b>	<del>38.902</del>	236.1	28:14.328
13	1	4:51.772 <b>B</b>	3:06.437	1:07.857	37.478	227.6	33:58.974	12	1	5:05.896 <b>B</b>	3:16.310	1:09.589	39.997	221.6	33:20.224
14	1	2:26.153	42.023	1:06.447	37.683	243.5	36:25.127	13	1	2:31.930	43.926	1:09.044	38.960	235.1	35:52.154
15	1	<del>2:26.649</del>	41.824	<del>1:06.758</del>	<del>38.067</del>	244.6	38:51.776	14	1	2:32.351	43.653	1:09.591	39.107	238.2	38:24.505
16	1	<del>2:27.047</del>	<del>42.806</del>	1:07.011	37.230	238.7	41:18.823	15	1	2:32.920	<b>43.347</b>	1:10.483	39.090	237.6	40:57.425
17	1	2:27.092	42.072	1:07.477	37.543	245.7	43:45.915	16	1	2:33.799	43.551	1:10.545	39.703	225.8	43:31.224
18	1	2:26.386	41.832	1:07.305	37.249	246.3	46:12.301	17	1	2:34.001	44.373	1:10.552	39.076	214.2	46:05.225
19	1	2:27.116	41.650	1:06.955	38.511	245.7	48:39.417	18	1	2:35.068	44.192	1:10.527	40.349	230.1	48:40.293
20	1	2:25.775	42.076	1:06.199	37.500	241.3	51:05.192	19	1	<del>2:32.658</del>	<del>44.281</del>	1:09.399	38.978	237.6	51:12.951
21	1	2:26.581	41.843	1:07.490	37.248	233.0	53:31.773	20	1	2:33.814	43.553	1:10.914	39.347	234.0	53:46.765
22	1	2:26.154	42.054	1:06.921	37.179	238.7	55:57.927	21	1	<del>2:34.220</del>	43.642	<del>1:11.068</del>	<del>39.510</del>	231.0	56:20.985
23	1	2:25.744	42.051	1:06.635	37.058	241.3	58:23.671	22	1	<del>2:35.121</del>	43.748	<del>1:12.424</del>	38.949	228.6	58:56.106
24	1	<del>2:25.840</del>	42.011	<del>1:06.725</del>	37.104	240.8	1:00:49.511	23	1	2:35.363	43.468	1:10.097	41.798	234.5	1:01:31.469

77	RLR M Sport 1. Ian AGUILERA	Ligier JS P4 JS P4					
1	1	2:27.702	43.608	1:06.969	37.125	232.0	2:27.702
2	1	2:24.477	42.171	1:05.507	36.799	239.7	4:52.179
3	1	2:32.380	42.228	1:13.501	36.651	237.6	7:24.559
4	1	<b>2:23.299</b>	41.768	<b>1:04.889</b>	<b>36.642</b>	243.5	9:47.858
5	1	2:23.899	41.777	1:05.247	36.875	245.2	12:11.757
6	1	2:24.315	<b>41.286</b>	1:05.684	37.345	245.7	14:36.072
7	1	2:23.851	41.883	1:05.158	36.810	244.6	16:59.923
8	1	2:24.816	41.406	1:06.595	36.815	248.0	19:24.739
9	1	2:24.279	42.203	1:05.373	36.703	239.7	21:49.018
10	1	2:23.821	41.758	1:05.214	36.849	239.7	24:12.839
11	1	2:24.299	42.048	1:05.122	37.129	239.7	26:37.138
12	1	2:24.405	41.831	1:05.750	36.824	242.4	29:01.543
13	1	2:23.954	41.922	1:05.174	36.858	238.2	31:25.497
14	1	4:51.452 <b>B</b>	3:08.835	1:05.905	36.712	231.0	36:16.949
15	1	2:24.094	41.979	1:05.388	36.727	240.3	38:41.043
16	1	2:24.497	41.723	1:05.620	37.154	243.5	41:05.540
17	1	2:24.636	41.560	1:05.594	37.482	244.1	43:30.176
18	1	2:24.139	41.819	1:05.474	36.846	240.3	45:54.315
19	1	2:24.230	41.681	1:05.580	36.969	240.8	48:18.545
20	1	2:24.696	41.723	1:05.788	37.185	241.9	50:43.241
21	1	2:24.230	41.911	1:05.379	36.940	237.6	53:07.471
22	1	2:24.679	41.840	1:05.716	37.123	238.7	55:32.150
23	1	2:24.297	41.879	1:05.474	36.944	239.2	57:56.447
24	1	2:24.959	41.993	1:05.873	37.093	236.1	1:00:21.406

85	Iron Dames by M Racing 1. Marta GARCIA	Ligier JS2 R JS2 R					
1	1	2:47.109	52.879	1:13.456	40.774	209.2	2:47.109
2	1	2:33.903	45.134	1:09.565	39.204	232.5	5:21.012
3	1	2:34.776	44.054	1:10.439	40.283	238.2	7:55.788

86	Les Deux Arbres 1. Sita VANMEERT 2. Sacha BOTTEMANNE	Ligier JS2 R JS2 R					
1	1	2:47.425	52.423	1:14.495	40.507	202.9	2:47.425
2	1	2:37.249	45.430	1:11.843	39.976	223.9	5:24.674
3	1	2:35.932	45.353	1:10.933	39.646	221.1	8:00.606
4	1	2:35.588	44.710	1:10.967	39.911	226.7	10:36.194
5	1	2:35.535	44.704	1:10.504	40.327	229.6	13:11.729
6	1	2:34.690	44.634	1:10.608	39.448	221.6	15:46.419
7	1	2:35.926	44.818	1:10.473	40.635	230.1	18:22.345
8	1	2:35.730	44.981	1:10.892	39.857	226.7	20:58.075
9	1	2:36.172	45.047	1:11.078	40.047	226.7	23:34.247
10	1	2:35.843	44.966	1:10.701	40.176	228.1	26:10.090
11	1	2:36.058	44.909	1:11.219	39.930	230.1	28:46.148
12	2	5:00.029 <b>B</b>	3:08.286	1:12.273	39.470	204.5	33:46.177
13	2	2:34.099	44.626	<b>1:08.693</b>	40.780	229.6	36:20.276
14	2	2:33.239	44.390	1:09.313	39.536	233.0	38:53.515
15	2	2:33.174	<b>44.304</b>	1:09.481	39.389	234.5	41:26.689
16	2	2:33.327	44.497	1:08.974	39.856	231.5	44:00.016
17	2	2:33.782	44.628	1:09.874	39.280	228.6	46:33.798
18	2	<b>2:32.555</b>	44.336	1:09.016	<b>39.203</b>	229.6	49:06.353
19	2	<del>2:34.157</del>	44.980	<del>1:09.918</del>	39.259	224.8	51:40.510
20	2	<del>2:33.204</del>	44.333	<del>1:09.622</del>	39.239	230.1	54:13.714
21	2	2:33.422	44.330	1:09.473	39.619	229.1	56:47.136
22	2	2:32.908	44.318	1:09.322	39.268	232.5	59:20.044
23	2	2:32.805	44.365	1:09.225	39.215	230.6	1:01:52.849