


LIGIER

EUROPEAN SERIES



Ligier European Series Spa-Francorchamps Heat Free Practice 2

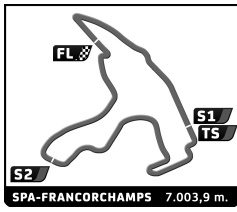
Sector Analysis

Lap under Red Flag Invalidated Lap Personal Best Session Best B Crossing the pit lane

Lap	D	Time	Sector 1	Sector 2	Sector 3	T. Spd	Elapsed	Lap	D	Time	Sector 1	Sector 2	Sector 3	T. Spd	Elapsed	
27	P4 Racing 1.Jeremy FERGUSON							Ligier JS P4 JS P4 AM	4	1	2:35.929	44.950	1:11.225	39.754	228.1	13:29.544
								5	1	2:32.951	43.599	1:10.122	39.230	238.2	16:02.495	
								6	1	2:31.521	43.294	1:09.257	38.970	241.9	18:34.016	
								7	1	2:34.036	43.732	1:10.590	39.714	239.7	21:08.052	
								8	2	4:30.817 B	2:42.080	1:10.470	38.267	227.6	25:38.869	
								9	2	2:28.823	42.717	1:08.294	37.812	244.6	28:07.692	
								10	2	2:27.662	42.198	1:07.827	37.637	244.1	30:35.354	
								11	2	2:28.410	41.893	1:08.266	38.251	245.7	33:03.764	
								12	2	2:29.014	43.475	1:07.330	38.209	244.6	35:32.778	
								13	2	2:31.252	42.800	1:08.318	40.134	240.3	38:04.030	
								14	2	2:28.438	42.832	1:08.012	37.594	243.5	40:32.468	
29	Pegasus Racing 1.Julien SCHELL 2.David CAUSSANEL							Ligier JS2 R JS2 R P/A	1	1	3:13.596	1:15.087	1:18.254	40.255	191.4	3:13.596
								2	1	2:36.109	45.064	1:11.513	39.532	231.0	5:49.705	
								3	1	2:31.865	43.056	1:10.637	38.172	240.8	8:21.570	
								4	1	2:31.613	42.895	1:10.113	38.605	239.2	10:53.183	
								5	1	2:32.440	45.249	1:09.003	38.188	229.1	13:25.623	
								6	1	4:51.465 B	3:02.131	1:10.663	38.671	224.8	18:17.088	
								7	1	2:29.910	42.639	1:09.248	38.023	242.4	20:46.998	
								8	1	2:30.250	42.359	1:09.431	38.460	245.2	23:17.248	
								9	1	2:12.998 B	6:24.774	1:10.467	38.757	216.3	31:31.246	
								10	1	2:29.040	43.025	1:08.327	37.688	243.0	34:00.286	
								11	1	2:29.438	42.524	1:09.129	37.785	242.4	36:29.724	
								12	1	2:34.256	42.320	1:13.329	38.607	243.5	39:03.980	
50	Les Deux Arbres 1.Antoine LEPESQUEUX 2.Noé DA CUHNA							Ligier JS2 R JS2 R	1	2	3:12.308	1:08.201	1:22.699	41.408	165.4	3:12.308
								2	2	2:40.357	46.595	1:13.374	40.388	223.0	5:52.665	
								3	2	2:37.052	45.287	1:12.085	39.680	230.1	8:29.717	
								4	2	2:35.196	44.392	1:11.186	39.618	233.5	11:04.913	
								5	2	2:36.383	44.921	1:11.282	40.180	231.5	13:41.296	
								6	2	4:15.551 B	2:24.839	1:11.271	39.441	219.4	17:56.847	
								7	2	2:36.878	44.921	1:10.596	41.361	232.5	20:33.725	
								8	2	2:36.747	45.736	1:11.532	39.479	226.7	23:10.472	
								9	2	2:38.729	45.475	1:12.752	40.502	228.6	25:49.201	
								10	1	5:04.574 B	3:08.727	1:15.311	40.536	202.9	30:53.775	
								11	1	2:37.279	45.511	1:11.810	39.958	224.8	33:31.054	
								12	1	2:35.713	44.970	1:10.833	39.910	233.0	36:06.767	
								13	1	2:44.065	45.157	1:10.760	48.148	230.1	38:50.832	
53	M Racing 1.Tomas GRANZELLA							Ligier JS2 R JS2 R	1	1	3:07.819	1:03.138	1:21.245	43.436	163.2	3:07.819
								2	1	2:39.579	48.041	1:11.819	39.719	215.9	5:47.398	
								3	1	2:40.808	44.193	1:16.216	40.399	228.6	8:28.206	
								4	1	2:33.197	44.226	1:09.907	39.064	235.6	11:01.403	
								5	1	2:32.594	43.659	1:09.884	39.051	238.7	13:33.997	
								6	1	2:31.992	43.647	1:09.420	38.925	238.7	16:05.989	
								7	1	2:32.338	43.711	1:09.655	38.972	238.2	18:38.327	
								8	1	6:40.439 B	4:47.707	1:11.897	40.835	205.6	25:18.766	
32	Team Virage 1.Umberto D'AMATO 2.Jacopo D'AMATO							Ligier JS P4 JS P4	1	1	2:55.433	53.727	1:19.191	42.515	180.0	2:55.433
								2	1	2:54.180	45.019	1:19.840	49.321	234.5	5:49.613	
								3	1	5:04.002 B	3:09.369	1:13.285	41.348	227.2	10:53.615	

LIGIER

EUROPEAN SERIES



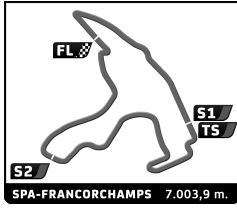
Ligier European Series Spa-Francorchamps Heat Free Practice 2

Sector Analysis

Lap under Red Flag											Invalidated Lap	Personal Best	Session Best	B Crossing the pit lane		
Lap	D	Time	Sector 1	Sector 2	Sector 3	T. Spd	Elapsed	Lap	D	Time	Sector 1	Sector 2	Sector 3	T. Spd	Elapsed	
58		Les Deux Arbres					Ligier JS P4									
		1. Jacques NICOLET					JS P4 AM									
1	1	3:08.446	1:05.323	1:21.684	41.439	147.8	3:08.446									
2	1	2:38.044	46.056	1:11.570	40.418	225.8	5:46.490									
3	1	2:33.972	44.191	1:10.332	39.449	216.7	8:20.462									
4	1	2:34.105	44.299	1:10.530	39.276	202.5	10:54.567									
5	1	2:36.157	44.656	1:11.350	40.151	185.2	13:30.724									
6	1	4:34.281	B 2:42.271	1:12.249	39.761	213.7	18:05.005									
7	1	2:32.406	43.661	1:09.596	39.149	238.7	20:37.411									
8	1	2:31.935	43.467	1:09.320	39.148	237.6	23:09.346									
9	1	4:35.282	B 2:45.539	1:10.449	39.294	216.3	27:44.628									
10	1	2:32.708	43.680	1:10.140	38.888	238.2	30:17.336									
11	1	2:31.308	43.625	1:09.178	38.505	238.7	32:48.644									
12	1	2:34.362	43.399	1:11.392	39.571	239.2	35:23.006									
13	1	2:41.974	43.339	1:09.390	49.245	243.0	38:04.980									
71		Monza Garage					Ligier JS P4									
		1. Chun-Ting CHOU					JS P4									
		2. James WINSLOW														
1	1	2:59.827	1:06.095	1:15.726	38.006	191.8	2:59.827									
2	1	2:28.363	42.992	1:08.242	37.129	246.3	5:28.190									
3	1	2:26.514	42.759	1:06.863	36.892	239.7	7:54.704									
4	1	2:24.399	41.690	1:05.970	36.739	247.4	10:19.103									
5	1	2:24.246	41.417	1:06.047	36.782	250.8	12:43.349									
6	1	2:24.535	41.200	1:06.087	37.248	252.0	15:07.884									
7	1	2:23.811	41.369	1:05.687	36.755	253.8	17:31.695									
8	2	4:24.235	B 2:38.873	1:07.722	37.640	233.0	21:55.930									
9	2	2:29.061	42.200	1:09.362	37.499	246.3	24:24.991									
10	2	2:25.341	42.920	1:05.844	36.577	241.3	26:50.332									
11	2	2:23.821	41.675	1:05.462	36.684	249.7	29:14.153									
12	2	2:23.581	41.423	1:05.476	36.682	251.4	31:37.734									
13	2	2:31.310	41.263	1:06.241	43.806	253.2	34:09.044									
14	2	2:23.462	41.532	1:05.539	36.391	246.3	36:32.506									
15	2	2:30.371	41.402	1:10.450	38.519	249.1	39:02.877									
16	2	2:22.645	41.477	1:05.440	36.728	250.8	41:26.522									
77		RLR M Sport					Ligier JS P4									
		1. Ian AGUILERA					JS P4									
1	1	2:41.229	53.198	1:10.442	37.589	216.7	2:41.229									
2	1	2:26.310	42.498	1:06.545	37.267	241.9	5:07.539									
3	1	2:24.888	41.904	1:05.843	37.141	243.0	7:32.427									
4	1	2:24.245	41.797	1:05.606	36.842	243.0	9:56.672									
5	1	2:24.418	41.534	1:05.866	37.018	245.2	12:21.090									
6	1	2:24.292	41.599	1:05.501	37.192	245.2	14:45.382									
7	1	2:24.325	41.477	1:05.769	37.079	245.7	17:09.707									
8	1	2:23.590	41.539	1:05.265	36.786	244.6	19:33.297									
9	1	2:26.381	41.673	1:06.716	37.992	245.7	21:59.678									
10	1	9:08.891	B 7:25.574	1:06.036	37.281	230.6	31:08.569									
11	1	2:23.705	41.620	1:05.403	36.682	244.1	33:32.274									
12	1	2:23.745	41.576	1:05.299	36.870	244.6	35:56.019									
13	1	2:25.653	41.499	1:05.694	38.460	245.2	38:21.672									
14	1	2:24.054	41.520	1:05.546	36.988	244.6	40:45.726									
85		Iron Dames by M Racing					Ligier JS2 R									
		1. Marta GARCIA					JS2 R									
1	1	2:58.405	48.969	1:22.931	46.505	168.3	2:58.405									
2	1	2:45.617	47.364	1:14.854	43.399	223.9	5:44.022									
3	1	2:39.502	46.062	1:12.813	40.627	204.8	8:23.524									
4	1	2:34.896	44.442	1:10.654	39.800	235.1	10:58.420									
5	1	2:33.893	44.389	1:10.031	39.473	235.6	13:32.313									
6	1	2:37.692	44.185	1:14.013	39.494	236.1	16:10.005									
7	1	2:32.961	43.952	1:09.722	39.287	236.6	18:42.966									
8	1	2:33.069	44.134	1:09.620	39.315	235.1	21:16.035									
9	1	5:31.864	B 3:37.069	1:14.515	40.280	180.0	26:47.899									
10	1	2:34.082	44.701	1:09.503	39.878	236.6	29:21.981									
11	1	2:41.390	44.091	1:17.429	39.870	234.0	32:03.371									
12	1	2:33.164	44.195	1:09.565	39.404	234.0	34:36.535									
13	1	2:33.002	43.922	1:09.587	39.493	234.5	37:09.537									
14	1	2:32.668	43.986	1:09.671	39.011	236.1	39:42.205									

LIGIER

EUROPEAN SERIES



Ligier European Series

Spa-Francorchamps Heat

Free Practice 2

Sector Analysis

Lap under Red Flag Invalidated Lap Personal Best Session Best B Crossing the pit lane

Lap	D	Time	Sector 1	Sector 2	Sector 3	T. Spd	Elapsed	Lap	D	Time	Sector 1	Sector 2	Sector 3	T. Spd	Elapsed	
15	1	2:42.251	44.010	1:18.085	40.156	234.0	42:24.456									
86		Les Deux Arbres						Ligier JS2 R								
		1.Sita VANMEERT						JS2 R								
		2.Sacha BOTTEMANNE														
1	2	3:40.528	1:16.119	1:36.675	47.734	156.4	3:40.528									
2	2	2:36.460	45.515	1:11.475	39.470	228.6	6:16.988									
3	2	2:33.447	44.591	1:09.762	39.094	231.5	8:50.435									
4	2	2:35.730	44.111	1:11.381	40.238	235.6	11:26.165									
5	2	2:32.808	44.278	1:09.576	38.954	232.5	13:58.973									
6	2	2:33.679	44.496	1:09.496	39.687	231.0	16:32.652									
7	2	4:18.117 B	2:21.199	1:16.721	40.197	219.8	20:50.769									
8	2	2:34.858	44.924	1:09.499	40.435	231.5	23:25.627									
9	2	2:31.763	43.951	1:08.966	38.846	234.5	25:57.390									
10	2	2:39.165	45.184	1:13.188	40.793	206.0	28:36.555									
11	1	4:36.819 B	2:41.411	1:14.587	40.821	166.5	33:13.374									
12	1	2:36.751	44.943	1:11.655	40.153	229.1	35:50.125									