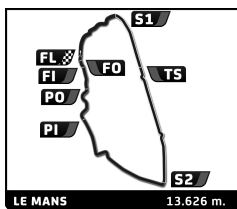


LIGIER

EUROPEAN SERIES



Ligier European Series

Le Mans Heat

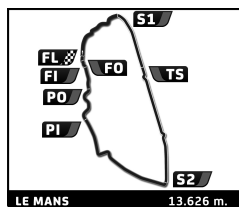
Race

Sector Analysis

Lap under Red Flag												Invalidated Lap	Personal Best	Session Best	B Crossing the pit lane
Lap	D	Time	Sector 1	Sector 2	Sector 3	T. Spd	Elapsed	Lap	D	Time	Sector 1	Sector 2	Sector 3	T. Spd	Elapsed
18 Pegasus Racing 1. Louis STERN Ligier JS2 R JS2 R AM															
1	1	4:37.220	50.096	1:43.310	2:03.814	255.1	4:37.220								
2	1	4:22.573	41.745	1:39.690	2:01.138	261.9	8:59.793								
3	1	4:22.096	41.407	1:39.662	2:01.027	268.4	13:21.889								
4	1	4:21.937	41.129	1:40.668	2:00.140	267.8	17:43.826								
5	1	4:21.527	41.063	1:39.107	2:01.357	269.1	22:05.353								
6	1	4:28.829	40.801	1:38.777	2:09.251	270.4	26:34.182								
7	1	5:37.082	1:58.115	1:39.046	1:59.921	270.4	32:11.264								
8	1	4:21.354	41.348	1:38.869	2:01.137	271.1	36:32.618								
9	1	4:18.493	40.637	1:38.915	1:58.941	267.8	40:51.111								
10	1	4:17.825	40.346	1:38.450	1:59.029	269.8	45:08.936								
11	1	4:19.540	40.564	1:38.597	2:00.379	268.4	49:28.476								
12	1	4:17.986	40.641	1:38.213	1:59.132	270.4	53:46.462								
13	1	4:18.266	40.563	1:38.921	1:58.782	268.4	58:04.728								
14	1	4:17.443	40.330	1:38.086	1:59.027	268.4	1:02:22.171								
31 ANS Motorsport 1. Clément MORENO Ligier JS2 R JS2 R AM															
1	1	4:32.396	45.606	1:43.462	2:03.328	258.8	4:32.396								
2	1	4:28.609	43.504	1:42.192	2:02.913	259.4	9:01.005								
3	1	4:27.097	41.799	1:41.311	2:03.987	260.0	13:28.102								
4	1	4:28.018	42.091	1:42.225	2:03.702	259.4	17:56.120								
5	1	4:28.376	41.622	1:41.809	2:04.945	255.1	22:24.496								
6	1	4:33.073	41.642	1:42.154	2:09.277	258.2	26:57.569								
7	1	4:34.425	41.992	1:41.601	2:10.832	258.8	31:31.994								
8	1	6:14.819	2:28.545	1:41.710	2:04.564	259.4	37:46.813								
9	1	4:27.044	41.715	1:42.237	2:03.092	260.7	42:13.857								
10	1	4:28.096	42.122	1:42.376	2:03.598	259.4	46:41.953								
11	1	4:27.226	41.572	1:41.545	2:04.109	260.7	51:09.179								
12	1	4:26.137	41.607	1:41.827	2:02.703	259.4	55:35.316								
13	1	4:27.117	41.756	1:41.547	2:03.814	260.0	1:00:02.433								
14	1	4:26.789	41.892	1:41.641	2:03.256	260.0	1:04:29.222								
32 Team Virage 1. Umberto D'AMATO 2. Jacopo D'AMATO Ligier JS P4 JS P4															
1	2	4:19.638	42.113	1:39.491	1:58.034	270.4	4:19.638								
2	2	4:13.467	39.684	1:37.500	1:56.283	270.4	8:33.105								
3	2	4:10.542	39.253	1:36.360	1:54.929	261.9	12:43.647								
4	2	4:11.207	39.284	1:36.577	1:55.346	270.4	16:54.854								
5	2	4:13.904	39.007	1:35.949	1:58.948	269.8	21:08.758								
6	2	4:13.380	40.090	1:37.481	1:55.809	269.8	25:22.138								
7	2	4:12.614	39.172	1:37.213	1:56.229	269.1	29:34.752								
8	2	4:19.270	39.291	1:37.173	2:02.806	270.4	33:54.022								
9	1	6:10.819	2:22.987	1:38.946	2:08.886	270.4	40:04.841								
10	1	4:40.136	1:03.232	1:38.415	1:58.489	269.8	44:44.977								
11	1	4:17.272	40.853	1:37.958	1:58.461	271.1	49:02.249								
12	1	4:18.443	40.366	1:39.686	1:58.391	269.1	53:20.692								
13	1	4:15.563	40.105	1:37.693	1:57.765	270.4	57:36.255								
14	1	4:18.839	40.769	1:37.652	2:00.418	270.4	1:01:55.094								
37 ANS Motorsport 1. Jérôme FRANCE Ligier JS2 R JS2 R AM															
1	1	4:42.358	48.124	1:45.957	2:08.277	227.7	4:42.358								
2	1	4:34.948	44.848	1:43.614	2:06.486	259.4	9:17.306								
3	1	4:46.344	52.448	1:43.704	2:10.192	258.2	14:03.650								
4	1	4:36.169	44.757	1:44.756	2:06.656	258.8	18:39.819								
29 Pegasus Racing 1. Julien SCHELL 2. David CAUSSANEL Ligier JS2 R JS2 R P/A															
1	1	4:30.764	44.752	1:42.629	2:03.383	257.6	4:30.764								
2	1	4:26.210	41.813	1:41.848	2:02.549	258.2	8:56.974								

LIGIER

EUROPEAN SERIES



Ligier European Series

Le Mans Heat

Race

Sector Analysis

Lap under Red Flag Invalidated Lap Personal Best Session Best B Crossing the pit lane

Lap	D	Time	Sector 1	Sector 2	Sector 3	T. Spd	Elapsed	Lap	D	Time	Sector 1	Sector 2	Sector 3	T. Spd	Elapsed
5	1	4:35.433	44.006	1:43.861	2:07.566	254.5	23:15.252	9	1	4:28.518	42.079	1:42.337	2:04.102	253.3	42:16.547
6	1	4:41.700	43.461	1:43.505	2:14.734	258.8	27:56.952	10	1	4:27.778	42.436	1:41.822	2:03.520	256.4	46:44.325
7	1	4:40.724 B	43.531	1:43.879	2:13.314	259.4	32:37.676	11	1	4:27.820	42.221	1:41.673	2:03.926	259.4	51:12.145
8	1	5:55.613	2:05.744	1:43.472	2:06.397	259.4	38:33.289	12	1	4:27.357	42.051	1:41.977	2:03.329	257.0	55:39.502
9	1	4:31.315	43.033	1:43.277	2:05.005	258.2	43:04.604	13	1	4:27.006	42.011	1:41.789	2:03.206	256.4	1:00:06.508
10	1	4:31.492	43.376	1:42.938	2:05.178	257.6	47:36.096	14	1	4:29.163	42.273	1:42.699	2:04.191	260.0	1:04:35.671
11	1	4:32.786	42.948	1:44.543	2:05.295	258.2	52:08.882								
12	1	4:32.508	43.278	1:42.835	2:06.395	259.4	56:41.390								
13	1	4:32.996	43.416	1:43.408	2:06.172	259.4	1:01:14.386								

44		ASM Motorsport	Ligier JS P4				
		1. André VIEIRA	JS P4				
1	1	4:36.614	48.753	1:43.045	2:04.816	231.2	4:36.614
2	1	4:20.854	41.388	1:38.656	2:00.810	265.8	8:57.468
3	1	4:19.971	40.981	1:39.085	1:59.905	267.8	13:17.439
4	1	4:19.418	40.892	1:38.481	2:00.045	271.1	17:36.857
5	1	4:16.720	40.675	1:38.122	1:57.923	269.1	21:53.577
6	1	4:18.996	39.956	1:37.914	2:01.126	269.1	26:12.573
7	1	4:28.737 B	40.532	1:37.841	2:10.364	268.4	30:41.310
8	1	6:13.814	2:35.971	1:38.033	1:59.810	270.4	36:55.124
9	1	4:17.383	40.319	1:38.381	1:58.683	267.1	41:12.507
10	1	4:17.952	40.376	1:38.308	1:59.268	269.8	45:30.459
11	1	4:17.527	40.941	1:38.141	1:58.445	270.4	49:47.986
12	1	4:27.855	40.307	1:38.728	2:08.820	267.8	54:15.841
13	1	4:17.369	40.786	1:37.898	1:58.685	268.4	58:33.210
14	1	4:17.891	40.530	1:38.468	1:58.893	267.1	1:02:51.101

46		No Limit Racing	Ligier JS2 R				
		1. Sébastien MARGOT	JS2 R AM				
1	1	4:41.112	47.012	1:45.532	2:08.568	257.0	4:41.112
2	1	4:39.706	44.011	1:45.321	2:10.374	260.7	9:20.818
3	1	4:36.598	43.394	1:44.250	2:08.954	257.6	13:57.416
4	1	4:36.054	43.554	1:45.068	2:07.432	259.4	18:33.470
5	1	4:35.551	43.573	1:44.492	2:07.486	259.4	23:09.021
6	1	4:36.719	43.140	1:44.642	2:08.937	260.0	27:45.740
7	1	4:34.818	43.015	1:44.388	2:07.415	254.5	32:20.558
8	1	4:45.318 B	43.923	1:45.488	2:15.907	256.4	37:05.876
9	1	5:54.029	2:02.224	1:44.025	2:07.780	259.4	42:59.905
10	1	4:35.597	43.434	1:44.856	2:07.307	259.4	47:35.502
11	1	4:36.609	43.208	1:47.187	2:06.214	258.8	52:12.111
12	1	4:34.138	43.329	1:43.873	2:06.936	259.4	56:46.249
13	1	4:34.196	43.179	1:44.120	2:06.897	260.0	1:01:20.445

49		LADC Motorsport	Ligier JS2 R				
		1. Hervé TREMBLAYE	JS2 R AM				
1	1	4:41.369	47.329	1:45.658	2:08.382	235.7	4:41.369
2	1	4:35.068	44.265	1:43.877	2:06.926	254.5	9:16.437
3	1	4:32.924	42.954	1:43.821	2:06.149	251.6	13:49.361
4	1	4:31.741	42.602	1:42.513	2:06.626	256.4	18:21.102
5	1	4:29.470	42.312	1:42.537	2:04.621	255.1	22:50.572
6	1	4:29.987	42.307	1:42.459	2:05.221	257.6	27:20.559
7	1	4:38.260 B	43.043	1:42.894	2:12.323	257.6	31:58.819
8	1	5:49.210	1:59.084	1:42.896	2:07.230	260.0	37:48.029

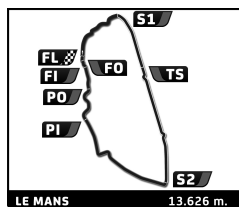
50		Les Deux Arbres	Ligier JS2 R				
		1. Antoine LEPESQUEUX	JS2 R				
		2. Noé DA CUHNA					
1	1	4:42.587	50.999	1:44.514	2:07.074	240.9	4:42.587
2	1	4:32.740	43.208	1:43.978	2:05.554	256.4	9:15.327
3	1	4:30.714	42.034	1:43.246	2:05.434	260.0	13:46.041
4	1	4:33.120	42.643	1:44.092	2:06.385	259.4	18:19.161
5	1	4:29.366	42.206	1:43.096	2:04.064	255.1	22:48.527
6	1	4:28.353	42.229	1:42.255	2:03.869	258.8	27:16.880
7	1	4:36.727 B	42.424	1:42.900	2:11.403	258.2	31:53.607
8	2	6:13.421	2:25.245	1:43.056	2:05.120	259.4	38:07.028
9	2	4:28.641	42.389	1:42.506	2:03.746	258.2	42:35.669
10	2	4:26.882	41.789	1:41.882	2:03.211	260.0	47:02.551
11	2	4:29.495	42.639	1:42.394	2:04.462	259.4	51:32.046
12	2	4:26.078	41.680	1:42.015	2:02.383	259.4	55:58.124
13	2	4:29.998	42.330	1:42.445	2:05.223	260.0	1:00:28.122

53		M Racing	Ligier JS2 R				
		1. Cindy GUDET	JS2 R				
1	1	4:36.195	45.130	1:44.293	2:06.772	253.3	4:36.195
2	1	4:33.039	44.147	1:43.500	2:05.392	259.4	9:09.234
3	1	4:29.875	42.259	1:42.541	2:05.075	258.8	13:39.109
4	1	4:29.500	42.467	1:43.062	2:03.971	258.2	18:08.609
5	1	4:29.151	42.287	1:42.716	2:04.148	259.4	22:37.760
6	1	4:35.774 B	41.814	1:42.249	2:11.711	258.2	27:13.534
7	1	6:14.481	2:26.721	1:43.241	2:04.519	258.8	33:28.015
8	1	4:27.725	41.935	1:42.707	2:03.083	258.8	37:55.740
9	1	4:27.017	41.870	1:42.065	2:03.082	258.8	42:22.757
10	1	4:27.964	41.874	1:42.249	2:03.841	258.8	46:50.721
11	1	4:26.669	41.658	1:42.079	2:02.932	258.8	51:17.390
12	1	4:27.148	41.776	1:42.424	2:02.943	258.2	55:44.533
13	1	4:25.813	41.929	1:41.491	2:02.393	259.4	1:00:10.346
14	1	4:25.326					1:04:35.672

58		Les Deux Arbres	Ligier JS P4				
		1. Jacques NICOLET	JS P4 AM				
1	1	4:24.742	43.771	1:39.534	2:01.437	264.5	4:24.742
2	1	4:20.001	41.389	1:38.867	1:59.745	271.8	8:44.743
3	1	4:19.330	41.106	1:38.509	1:59.715	265.8	13:04.073
4	1	4:22.412	41.296	1:40.201	2:00.915	269.8	17:26.485
5	1	4:19.540	41.038	1:38.319	2:00.183	265.8	21:46.025
6	1	4:21.084	41.372	1:38.670	2:01.042	268.4	26:07.109
7	1	4:28.660 B	41.240	1:39.078	2:08.342	243.1	30:35.769
8	1	5:38.930	2:01.701	1:38.608	1:58.621	267.1	36:14.699
9	1	4:18.672	41.012	1:38.456	1:59.204	267.1	40:33.371
10	1	4:17.851	40.642	1:38.512	1:58.697	270.4	44:51.222
11	1	4:18.447	40.311	1:38.308	1:59.828	269.8	49:09.669

LIGIER

EUROPEAN SERIES



Ligier European Series

Le Mans Heat

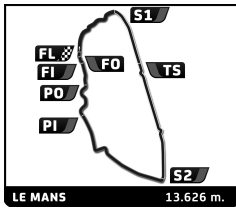
Race

Sector Analysis

Lap under Red Flag											Invalidated Lap	Personal Best	Session Best	B Crossing the pit lane	
Lap	D	Time	Sector 1	Sector 2	Sector 3	T. Spd	Elapsed	Lap	D	Time	Sector 1	Sector 2	Sector 3	T. Spd	Elapsed
60 Iron Lynx by LRMotorsport 1.Gregorio BERTOCCO 2.Matteo PIANEZZOLA							Ligier JS2 R JS2 R								
1	1	4:31.712	44.398	1:43.465	2:03.849	252.8	4:31.712	2	1	4:24.113	41.362	1:41.603	2:01.148	258.2	8:49.694
2	1	4:26.436	41.714	1:41.511	2:03.211	260.7	8:58.148	3	1	4:24.067	41.348	1:41.768	2:00.951	258.2	13:13.761
3	1	4:25.012	41.537	1:40.620	2:02.855	260.0	13:23.160	4	1	4:24.440	41.775	1:41.720	2:00.945	258.8	17:38.201
4	1	4:28.485	41.500	1:40.983	2:06.002	258.2	17:51.645	5	1	4:23.668	41.234	1:41.193	2:01.241	258.2	22:01.869
5	1	4:42.010	42.683	1:44.646	2:14.681	245.9	22:33.655	6	1	4:33.987	41.081	1:41.475	2:11.431	258.8	26:35.856
6	1	6:07.300	2:02.457	1:43.394	2:21.449	259.4	28:40.955	7	1	6:27.354	2:44.362	1:41.939	2:01.053	259.4	33:03.210
7	2	6:18.210	2:29.047	1:43.815	2:05.348	246.4	34:59.165	8	1	4:22.683	41.331	1:40.564	2:00.788	258.8	37:25.893
8	2	4:27.593	41.896	1:42.470	2:03.227	257.6	39:26.758	9	1	4:24.450	41.694	1:41.669	2:01.087	258.8	41:50.343
9	2	4:47.873	42.106	1:51.609	2:14.158	253.3	44:14.631	10	1	4:24.531	41.361	1:41.812	2:01.358	259.4	46:14.874
								11	1	4:24.545	41.381	1:41.459	2:01.705	258.2	50:39.419
								12	1	4:24.307	41.554	1:41.415	2:01.338	258.2	55:03.726
								13	1	4:23.014	41.827	1:40.911	2:00.276	259.4	59:26.740
								14	1	4:21.889	41.034	1:40.749	2:00.106	258.8	1:03:48.629
71 Monza Garage 1.Chun-Ting CHOU 2.James WINSLOW							Ligier JS P4 JS P4								
1	1	4:16.888	40.763	1:38.568	1:57.557	266.5	4:16.888	2	1	4:11.447	39.382	1:36.647	1:55.418	277.4	8:28.335
3	1	4:09.533	39.254	1:35.642	1:54.637	274.6	12:37.868	4	1	5:01.938	39.075	1:55.265	2:27.598	273.9	17:39.806
72 ZOSH Compétition 1.Anthony PERRIN 2.Leo PINQUIER							Ligier JS2 R JS2 R								
1	1	4:44.810	51.235	1:46.274	2:07.301	236.2	4:44.810	2	1	4:36.510	44.150	1:43.303	2:09.057	246.4	9:21.320
3	1	4:36.394	44.324	1:43.311	2:08.759	257.6	13:57.714	4	1	4:36.459	43.937	1:44.806	2:07.716	236.7	18:34.173
5	1	4:35.349	43.664	1:44.164	2:07.521	249.8	23:09.522	6	1	4:36.359	43.390	1:44.305	2:08.664	243.1	27:45.881
7	1	4:36.040	43.483	1:43.029	2:09.528	258.8	32:21.921	8	2	6:24.128	2:29.869	1:45.354	2:08.905	258.8	38:46.049
9	2	4:33.854	44.398	1:43.139	2:06.317	258.8	43:19.903	10	2	4:36.426	43.755	1:42.886	2:09.785	259.4	47:56.329
11	2	4:29.674	43.498	1:41.784	2:04.392	258.8	52:26.003	12	2	4:30.247	43.422	1:41.709	2:05.116	258.2	56:56.250
13	2	4:30.552	43.447	1:41.602	2:05.503	260.0	1:01:26.802								
73 ANS Motorsport 1.Didier BALCAEN							Ligier JS2 R JS2 R AM								
1	1	4:55.333	53.849	1:46.277	2:15.207	239.3	4:55.333	2	1	4:44.279	45.053	1:46.630	2:12.596	255.1	9:39.612
3	1	4:50.561	46.665	1:46.126	2:17.770	255.7	14:30.173	4	1	4:47.825	45.435	1:46.913	2:15.477	255.1	19:17.998
5	1	4:46.625	45.474	1:46.951	2:14.200	259.4	24:04.623	6	1	4:49.095	44.789	1:46.308	2:17.998	259.4	28:53.718
7	1	4:53.774	46.135	1:46.109	2:21.530	240.4	33:47.492	8	1	5:58.895	2:00.304	1:46.020	2:12.571	258.2	39:46.387
9	1	4:44.479	45.067	1:45.943	2:13.469	257.6	44:30.866	10	1	4:45.151	44.690	1:46.416	2:14.045	257.6	49:16.017
11	1	4:44.822	45.366	1:46.752	2:12.704	258.2	54:00.839	12	1	4:44.375	44.799	1:46.577	2:12.999	257.0	58:45.214
13	1	4:43.925	44.964	1:45.981	2:12.980	254.5	1:03:29.139								
66 Team Virage 1.Jeronimo BERRIO 2.Pedro MORENO							Ligier JS P4 JS P4								
1	1	4:11.529	38.524	1:36.967	1:56.038	271.1	4:11.529	2	1	4:14.619	40.151	1:37.419	1:57.049	268.4	8:26.148
3	1	4:08.659	38.959	1:35.468	1:54.232	263.9	12:34.807	4	1	4:09.416	38.977	1:36.056	1:54.383	270.4	16:44.223
5	1	4:11.754	38.796	1:36.913	1:56.045	272.5	20:55.977	6	1	4:09.192	38.820	1:35.586	1:54.786	271.1	25:05.169
7	1	4:15.429	38.926	1:35.613	2:00.890	269.8	29:20.598	8	2	5:51.251	2:18.940	1:36.246	1:56.065	266.5	35:11.849
9	2	4:13.878	39.242	1:37.630	1:57.006	254.5	39:25.727	10	2	4:10.747	39.138	1:35.973	1:55.636	272.5	43:36.474
11	2	4:09.360	39.133	1:35.398	1:54.829	262.6	47:45.834	12	2	4:08.428	38.717	1:35.105	1:54.606	258.2	51:54.262
13	2	4:08.960	39.424	1:35.280	1:54.256	267.8	56:03.222	14	2	4:07.643	38.661	1:35.026	1:53.956	266.5	1:00:10.865
69 M Racing 1.Natan BIHEL							Ligier JS2 R JS2 R								
1	1	4:25.581	42.901	1:41.556	2:01.124	258.8	4:25.581								

LIGIER

EUROPEAN SERIES



Ligier European Series

Le Mans Heat

Race

Sector Analysis

Lap under Red Flag Invalidated Lap Personal Best Session Best B Crossing the pit lane

Lap	D	Time	Sector 1	Sector 2	Sector 3	T. Spd	Elapsed	Lap	D	Time	Sector 1	Sector 2	Sector 3	T. Spd	Elapsed
77		RLR M Sport					Ligier JS P4	2	2	4:42.893	44.915	1:48.266	2:09.712	220.3	9:35.899
		1.Ian AGUILERA					JS P4	3	2	4:41.325	45.600	1:45.498	2:10.227	254.5	14:17.224
								4	2	4:40.831	44.703	1:45.953	2:10.175	240.4	18:58.055
	1	4:11.740	39.679	1:37.002	1:55.059	262.6	4:11.740	5	2	4:38.384	44.472	1:45.556	2:08.356	260.0	23:36.439
	2	4:14.700	39.624	1:37.370	1:57.706	268.4	8:26.440	6	2	4:57.170 B	44.377	1:45.941	2:26.852	238.3	28:33.609
	3	4:10.390	39.379	1:35.539	1:55.472	271.1	12:36.830	7	1	4:39.704	4:27.157	1:52.878	2:19.669	220.3	37:13.313
	4	4:09.821	39.110	1:35.534	1:55.177	267.1	16:46.651	8	1	4:55.405	47.322	1:50.404	2:17.679	254.5	42:08.718
	5	4:10.442	38.995	1:35.749	1:55.698	271.8	20:57.093	9	1	4:52.136	46.786	1:48.784	2:16.566	248.1	47:00.854
	6	4:09.447	39.338	1:35.642	1:54.467	269.8	25:06.540	10	1	4:51.638	46.962	1:48.040	2:16.636	250.4	51:52.492
	7	4:16.673 B	39.077	1:35.958	2:01.638	261.9	29:23.213	11	1	5:26.261	49.834	1:48.917	2:47.510	228.7	57:18.753
	8	6:03.799	2:31.953	1:37.147	1:54.699	267.8	35:27.012	12	1	4:54.378	48.150	1:50.447	2:15.781	251.6	1:02:13.131
	9	4:10.608	38.861	1:36.468	1:55.279	268.4	39:37.620								
	10	4:11.094	39.081	1:37.430	1:54.583	269.1	43:48.714								
	11	4:10.019	39.153	1:36.704	1:54.162	270.4	47:58.733								
	12	4:11.280	39.627	1:36.477	1:55.176	269.1	52:10.013								
	13	4:09.329	39.659	1:35.939	1:53.731	270.4	56:19.342								
	14	4:10.033	39.068	1:36.537	1:54.428	269.8	1:00:29.375								
81		LR Motorsport					Ligier JS P4								
		1.Pierre KAFFER					JS P4 / P4								
		2.Michael DOPPELMAYR													
	1	4:52.591	52.882	1:45.915	2:13.794	234.2	4:52.591								
	2	4:43.011	47.263	1:44.699	2:11.049	237.8	9:35.602								
	3	4:44.794	46.906	1:45.723	2:12.165	224.4	14:20.396								
	4	4:40.376	45.227	1:44.572	2:10.577	238.8	19:00.772								
	5	4:39.667	45.369	1:43.361	2:10.937	258.2	23:40.439								
	6	5:18.146 B	45.356	1:43.002	2:49.788	265.8	28:58.585								
	7	6:15.197	2:37.350	1:39.272	1:58.575	270.4	35:13.782								
	8	4:14.859	39.673	1:39.414	1:55.772	252.8	39:28.641								
	9	4:11.160	39.987	1:36.652	1:54.521	273.2	43:39.801								
	10	4:07.589	38.877	1:35.080	1:53.632	271.8	47:47.390								
	11	4:11.117					51:58.507								
	12	4:10.996					56:09.503								
	13	4:10.728					1:00:20.231								
86		Les Deux Arbres					Ligier JS2 R								
		1.Sita VANMEERT					JS2 R								
	1	4:43.583	47.690	1:47.862	2:08.031	225.8	4:43.583								
	2	4:34.487	44.154	1:43.901	2:06.432	257.6	9:18.070								
	3	4:35.227	44.882	1:43.127	2:07.218	259.4	13:53.297								
	4	4:29.995	42.921	1:42.733	2:04.341	260.0	18:23.292								
	5	4:28.125	42.194	1:42.397	2:03.534	259.4	22:51.417								
	6	4:29.449	42.084	1:42.359	2:05.006	259.4	27:20.866								
	7	4:39.364 B	42.857	1:43.320	2:13.187	260.0	32:00.230								
	8	6:21.142	2:34.169	1:43.125	2:03.848	260.7	38:21.372								
	9	4:27.708	42.007	1:42.019	2:03.682	260.0	42:49.080								
	10	4:27.526	41.919	1:42.335	2:03.272	259.4	47:16.606								
	11	4:31.038	41.781	1:41.916	2:07.341	258.2	51:47.644								
	12	4:28.257	41.891	1:42.743	2:03.623	258.8	56:15.901								
	13	4:26.613	42.090	1:41.250	2:03.273	258.8	1:00:42.514								
87		Les Deux Arbres					Ligier JS2 R								
		1.Gil MAILLET					JS2 R AM								
		2.Pierre-Olivier CALENDINI													
	1	4:53.006	49.901	1:46.881	2:16.224	232.1	4:53.006								