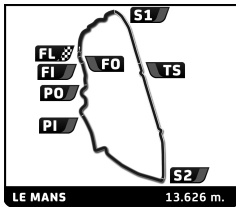


LIGIER

EUROPEAN SERIES



Ligier European Series

Le Mans Heat

Qualifying Practice

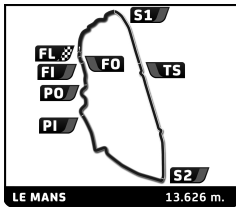
Sector Analysis

Lap under Red Flag Invalidated Lap Personal Best Session Best Crossing the pit lane

Lap	D	Time	Sector 1	Sector 2	Sector 3	T. Spd	Elapsed	Lap	D	Time	Sector 1	Sector 2	Sector 3	T. Spd	Elapsed		
1		Team Virage 1.Theo MICOURIS 2.Haydn CHANCE						Ligier JS P4 JS P4	4	1	4:31.153	42.387	1:43.050	2:05.716	254.5	20:20.527	
1	1	4:30.002	48.351	1:38.710	2:02.941	261.9	4:30.002										
2	1	4:41.613	1:08.951	1:37.700	1:54.962	265.1	9:11.615										
3	1	4:09.962	39.140	1:36.410	1:54.412	267.8	13:21.577										
4	1	4:08.765	38.645	1:36.347	1:53.773	270.4	17:30.342										
5	1	4:12.153	38.466	1:35.401	1:58.286	271.8	21:42.495										
3		Smart Driving 1.Simone RICCITELLI 2.Giacomo POLLINI						Ligier JS P4 JS P4	27		P4 Racing 1.Andrew FERGUSON						Ligier JS P4 JS P4 AM
1	2	4:53.701	55.670	1:43.592	2:14.439	237.8	4:53.701	1	1	6:32.952	2:13.693	1:52.865	2:26.394	179.1	6:32.952		
2	2	4:45.177	1:10.065	1:37.405	1:57.707	270.4	9:38.878	2	1	4:59.887	1:13.819	1:40.079	2:05.989	267.8	11:32.839		
3	2	4:10.723	39.199	1:36.740	1:54.784	271.1	13:49.601	3	1	4:19.372	40.870	1:38.756	1:59.746	269.8	15:52.211		
4	2	4:16.772	38.822	1:36.380	2:01.570	271.8	18:06.373	4	1	4:19.707	40.824	1:38.801	2:00.082	269.1	20:11.918		
5	2	4:10.218	38.734	1:36.643	1:54.841	269.1	22:16.591										
4		Nielsen Racing 1.Ben CAISLEY						Ligier JS P4 JS P4	29		Pegasus Racing 1.Julien SCHELL 2.David CAUSSANEL						Ligier JS2 R JS2 R P/A
1	1	4:30.723	47.902	1:40.057	2:02.764	250.4	4:30.723	1	1	5:36.646	1:39.080	1:47.217	2:10.349	231.6	5:36.646		
2	1	4:46.270	1:11.058	1:38.063	1:57.149	268.4	9:16.993	2	1	4:55.701	1:07.246	1:42.880	2:05.575	256.4	10:32.347		
3	1	4:16.794	40.381	1:37.667	1:58.746	268.4	13:33.787	3	1	4:28.330	41.903	1:42.132	2:04.295	258.2	15:00.677		
4	1	4:12.169	39.742	1:36.557	1:55.870	269.8	17:45.956	4	1	4:32.697	41.456	1:42.172	2:09.069	260.0	19:33.374		
5	1	4:24.253	40.833	1:40.746	2:02.674	261.3	22:10.209	5	1	4:27.614	41.743	1:42.260	2:03.611	260.7	24:00.988		
6		ANS Motorsport 1.Iko SEGRET						Ligier JS P4 JS P4	31		ANS Motorsport 1.Clément MORENO						Ligier JS2 R JS2 R AM
1	1	4:49.642	1:07.401	1:40.059	2:02.182	253.3	4:49.642	1	1	6:54.517	2:46.187	1:56.307	2:12.023	187.8	6:54.517		
2	1	4:42.576	1:09.758	1:36.731	1:56.087	271.8	9:32.218	2	1	4:59.117	1:11.186	1:44.650	2:03.281	257.6	11:53.634		
3	1	4:07.592	38.721	1:35.499	1:53.372	273.2	13:39.810	3	1	4:25.003	41.423	1:41.266	2:02.314	258.8	16:18.637		
4	1	4:08.633	39.293	1:36.033	1:53.307	270.4	17:48.443	4	1	4:24.837	41.395	1:42.354	2:01.088	259.4	20:43.474		
5	1	4:11.329	38.701	1:36.071	1:56.557	264.5	21:59.772										
7		Inter Europol Competition 1.Romain FAVRE						Ligier JS P4 JS P4	32		Team Virage 1.Umberto D'AMATO 2.Jacopo D'AMATO						Ligier JS P4 JS P4
1	1	4:47.583	1:05.499	1:41.380	2:00.704	257.0	4:47.583	1	2	4:36.484	52.315	1:39.811	2:04.358	259.4	4:36.484		
2	1	4:42.252	1:09.635	1:37.274	1:55.343	268.4	9:29.835	2	2	4:43.482	1:09.925	1:37.470	1:56.087	271.1	9:19.966		
3	1	4:09.469	38.833	1:36.014	1:54.622	271.1	13:39.304	3	2	4:13.031	39.547	1:37.065	1:56.419	263.9	13:32.997		
4	1	4:08.633	39.293	1:36.033	1:53.307	270.4	17:48.443	4	2	4:13.543	39.517	1:37.167	1:56.859	269.8	17:46.540		
5	1	4:07.570	38.484	1:35.297	1:53.789	271.8	21:58.765	5	2	4:15.479	39.929	1:38.198	1:57.352	268.4	22:02.019		
9		Loire Valley Racing 1.Edouard HERY						Ligier JS2 R JS2 R AM	37		ANS Motorsport 1.Jérôme FRANCE						Ligier JS2 R JS2 R AM
1	1	6:23.052	2:14.687	1:52.927	2:15.438	188.5	6:23.052	1	1	5:50.116	1:28.506	1:57.310	2:24.300	213.4	5:50.116		
2	1	5:09.559	1:12.497	1:45.061	2:12.001	254.5	11:32.611	2	1	5:04.753	1:12.485	1:45.048	2:07.220	252.2	10:54.869		
3	1	4:33.848	43.302	1:43.659	2:06.887	257.6	16:06.459	3	1	4:33.314	44.172	1:43.393	2:05.749	255.1	15:28.183		
4	1	4:35.342	42.828	1:43.861	2:08.653	257.6	20:41.801	4	1	4:45.160	52.217	1:43.074	2:09.869	258.2	20:13.343		
18		Pegasus Racing 1.Louis STERN						Ligier JS2 R JS2 R AM	44		ASM Motorsport 1.André VIEIRA						Ligier JS P4 JS P4
1	1	6:13.713	2:13.163	1:49.498	2:11.052	233.1	6:13.713	1	1	7:31.463	3:39.765	1:41.064	2:10.634	262.6	7:31.463		
2	1	5:04.520	1:10.482	1:42.797	2:11.241	258.8	11:18.233	2	1	4:44.487	1:02.645	1:39.644	2:02.198	266.5	12:15.950		
3	1	4:31.141	42.726	1:43.040	2:05.375	258.2	15:49.374	3	1	4:32.986	41.174	1:38.076	2:13.736	267.8	16:48.936		
46		No Limit Racing 1.Sébastien MARGOT						Ligier JS2 R JS2 R AM	46		No Limit Racing 1.Sébastien MARGOT						Ligier JS2 R JS2 R AM
1	1	5:53.837	1:34.121	2:02.473	2:17.243	199.2	5:53.837	1	1	5:03.127	1:10.973	1:45.309	2:06.845	259.4	10:56.964		
2	1	5:03.127	1:10.973	1:45.309	2:06.845	259.4	10:56.964	3	1	4:31.767	42.856	1:43.750	2:05.161	258.8	15:28.731		
3	1	4:31.767	42.856	1:43.750	2:05.161	258.8	15:28.731	4	1	4:37.850	42.955	1:44.354	2:10.541	255.1	20:06.581		

LIGIER

EUROPEAN SERIES



Ligier European Series Le Mans Heat Qualifying Practice

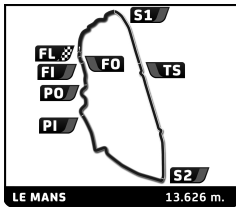
Sector Analysis

Lap under Red Flag Invalidated Lap Personal Best Session Best Crossing the pit lane

Lap	D	Time	Sector 1	Sector 2	Sector 3	T. Spd	Elapsed	Lap	D	Time	Sector 1	Sector 2	Sector 3	T. Spd	Elapsed		
49	LADC Motorsport 1. Hervé TREMBLAYE							Ligier JS2 R JS2 R AM	69	M Racing 1. Natan BIHEL							Ligier JS2 R JS2 R
1	1	7:24.846	3:02.605	1:50.629	2:31.612	219.4	7:24.846	1	1	5:02.187	1:02.719	1:45.470	2:13.998	257.6	5:02.187		
2	1	5:01.286	1:09.617	1:44.983	2:06.686	257.6	12:26.132	2	1	4:57.888	1:09.503	1:40.652	2:07.733	257.6	10:00.075		
3	1	4:31.395	42.763	1:43.293	2:05.339	257.6	16:57.527	3	1	4:21.702	40.927	1:40.486	2:00.289	258.8	14:21.777		
4	1	4:33.582	42.740	1:42.860	2:07.982	256.4	21:31.109	4	1	4:21.476	40.755	1:40.722	1:59.999	255.1	18:43.253		
								5	1	4:31.324	40.790	1:40.355	2:10.179	258.2	23:14.577		
50	Les Deux Arbres 1. Antoine LEPESQUEUX 2. Noé DA CUHNA							Ligier JS2 R JS2 R	71	Monza Garage 1. Chun-Ting CHOU 2. James WINSLOW							Ligier JS P4 JS P4
1	2	6:57.722	2:50.166	1:56.115	2:11.441	185.9	6:57.722	1	1	4:31.727	51.338	1:40.015	2:00.374	271.8	4:31.727		
2	2	5:17.226	1:29.028	1:43.304	2:04.894	258.2	12:14.948	2	1	4:47.287	1:09.720	1:39.217	1:58.350	240.9	9:19.014		
3	2	4:26.566	41.667	1:41.605	2:03.294	253.9	16:41.514	3	1	4:20.096	39.199	1:41.146	1:59.751	270.4	13:39.110		
4	2	4:29.099	42.283	1:41.561	2:05.255	259.4	21:10.613	4	1	4:14.292	39.731	1:36.754	1:57.717	271.8	17:53.312		
								5	1	4:11.940	39.324	1:36.447	1:56.169	273.9	22:05.252		
53	M Racing 1. Cindy GUDETT							Ligier JS2 R JS2 R	72	ZOSH Compétition 1. Anthony PERRIN 2. Leo PINQUIER							Ligier JS2 R JS2 R
1	1	5:22.577	1:06.381	2:00.553	2:15.643	209.7	5:22.577	1	1	5:51.181	1:42.398	1:48.650	2:20.133	202.2	5:51.181		
2	1	5:00.150	1:10.696	1:44.741	2:04.713	256.4	10:22.727	2	1	5:08.914	1:13.285	1:47.337	2:08.292	234.7	11:00.095		
3	1	4:29.029	42.657	1:43.159	2:03.213	258.8	14:51.756	3	1	4:34.219	44.840	1:43.846	2:05.533	249.3	15:34.314		
4	1	4:31.920	42.169	1:42.958	2:06.793	260.0	19:23.676	4	1	4:40.082	44.779	1:43.481	2:11.822	247.6	20:14.396		
5	1	4:28.092	42.129	1:42.498	2:03.465	259.4	23:51.768										
58	Les Deux Arbres 1. Jacques NICOLET							Ligier JS P4 JS P4 AM	73	ANS Motorsport 1. Didier BALCAEN							Ligier JS2 R JS2 R AM
1	1	5:23.715	1:12.987	1:56.232	2:14.496	203.7	5:23.715	1	1	5:52.642	1:35.907	1:52.859	2:23.876	227.3	5:52.642		
2	1	4:54.036	1:12.089	1:40.501	2:01.446	267.8	10:17.751	2	1	5:13.531	1:14.569	1:46.514	2:12.448	219.0	11:06.173		
3	1	4:19.308	40.961	1:38.227	2:00.120	270.4	14:37.059	3	1	4:44.657	45.102	1:46.170	2:13.385	253.3	15:50.830		
4	1	4:25.403	41.220	1:39.108	2:05.075	269.1	19:02.462	4	1	4:50.539	44.990	1:45.610	2:19.939	255.7	20:41.369		
5	1	4:22.558	41.238	1:38.997	2:02.323	270.4	23:25.020										
60	Iron Lynx by LRMotorsport 1. Gregorio BERTOCCO 2. Matteo PIANEZOLA							Ligier JS2 R JS2 R	77	RLR M Sport 1. Ian AGUILERA							Ligier JS P4 JS P4
1	1	5:15.195	1:00.558	1:53.635	2:21.002	145.8	5:15.195	1	1	4:54.718	1:06.033	1:41.811	2:06.874	236.7	4:54.718		
2	1	5:10.048	1:11.939	1:53.802	2:04.307	255.7	10:25.243	2	1	4:52.715	1:11.105	1:43.951	1:57.659	201.5	9:47.433		
3	1	4:28.749	41.539	1:41.391	2:05.819	258.8	14:53.992	3	1	4:09.309	38.914	1:36.607	1:53.788	271.1	13:56.742		
4	1	4:27.287	41.690	1:41.696	2:03.901	253.3	19:21.279										
5	1	6:37.392	43.755	2:25.827	3:27.810	152.6	25:58.671										
61	LADC Motorsport 1. Léo PAYEN 2. Steven PALETTE							Ligier JS2 R JS2 R	81	LR Motorsport 1. Pierre KAFFER 2. Michael DOPPELMAYR							Ligier JS P4 JS P4 P/A
1	1	7:44.440	3:00.759	1:47.623	2:56.058	219.4	7:44.440	1	2	6:19.522	2:00.849	1:51.812	2:26.861	230.7	6:19.522		
2	1	5:04.800	1:15.140	1:46.456	2:03.204	253.9	12:49.240	2	2	5:21.103	1:13.032	1:47.091	2:20.980	227.7	11:40.625		
3	1	4:29.524	41.968	1:42.420	2:05.136	257.6	17:18.764	3	2	4:50.920	48.643	1:46.105	2:16.172	226.8	16:31.545		
4	1	4:29.735	41.602	1:41.984	2:06.149	257.0	21:48.499	4	2	4:51.765	46.766	1:45.961	2:19.038	217.7	21:23.310		
66	Team Virage 1. Jeronimo BERRIO 2. Pedro MORENO							Ligier JS P4 JS P4	86	Les Deux Arbres 1. Sita VANMEERT							Ligier JS2 R JS2 R
1	1	8:04.125	4:15.047	1:43.528	2:05.550	242.0	8:04.125	1	1	5:48.331	1:26.616	1:57.677	2:24.038	170.6	5:48.331		
2	1	4:35.257	1:01.383	1:37.851	1:56.023	273.2	12:39.382	2	1	5:04.371	1:12.168	1:46.130	2:06.073	242.0	10:52.702		
3	1	4:09.925	38.854	1:35.777	1:55.294	270.4	16:49.307	3	1	4:32.685	42.359	1:43.085	2:07.241	248.7	15:25.387		
4	1	4:07.935	38.534	1:34.990	1:54.411	267.8	20:57.242	4	1	4:38.574	42.332	1:42.979	2:13.263	255.1	20:03.961		
87	Les Deux Arbres 1. Gil MAILLET 2. Pierre-Olivier CALENDINI							Ligier JS2 R JS2 R AM	87	Les Deux Arbres 1. Gil MAILLET 2. Pierre-Olivier CALENDINI							Ligier JS2 R JS2 R AM

LIGIER

EUROPEAN SERIES



Ligier European Series

Le Mans Heat

Qualifying Practice

Sector Analysis

Lap	D	Time	Sector 1	Sector 2	Sector 3	T. Spd	Elapsed	Lap	D	Time	Sector 1	Sector 2	Sector 3	T. Spd	Elapsed
1	2	5:40.517	1:24.987	1:57.134	2:18.396	183.7	5:40.517								
2	2	5:03.807	1:05.888	1:46.820	2:11.099	234.7	10:44.324								
3	2	4:42.897	44.894	1:46.381	2:11.622	224.4	15:27.221								
4	2	4:38.810	43.897	1:44.299	2:10.614	239.9	20:06.031								

89	AGS Events	Ligier JS2 R
	1. Clément MATEU	JS2 R AM

Lap	D	Time	Sector 1	Sector 2	Sector 3	T. Spd	Elapsed
1	1	5:08.732	1:03.381	1:47.391	2:17.960	244.2	5:08.732
2	1	5:00.162	1:10.586	1:43.640	2:05.936	258.2	10:08.894
3	1	4:31.729	42.944	1:42.988	2:05.797	257.6	14:40.623
4	1	4:31.494	42.379	1:43.249	2:05.866	258.8	19:12.117
5	1	4:30.410	42.600	1:42.865	2:04.945	258.8	23:42.527

90	LADC Motorsport	Ligier JS2 R
	1. Clément LOEUL	JS2 R

Lap	D	Time	Sector 1	Sector 2	Sector 3	T. Spd	Elapsed
1	1	4:58.435	1:06.296	1:43.909	2:08.230	257.6	4:58.435
2	1	4:52.748	1:10.220	1:41.925	2:00.603	235.7	9:51.183
3	1	4:23.955	41.602	1:40.952	2:01.401	259.4	14:15.138
4	1	4:24.467	41.412	1:41.365	2:01.690	258.2	18:39.605
5	1	4:23.190	41.385	1:41.253	2:00.552	258.8	23:02.795