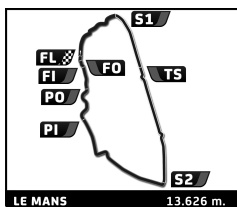


# LIGIER

## EUROPEAN SERIES



### Ligier European Series

#### Le Mans Heat

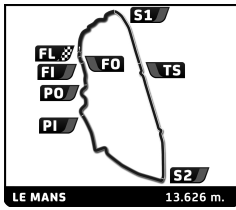
#### Free Practice

### Sector Analysis

Lap under Red Flag											Invalidated Lap	Personal Best	Session Best	B Crossing the pit lane	
Lap	D	Time	Sector 1	Sector 2	Sector 3	T. Spd	Elapsed	Lap	D	Time	Sector 1	Sector 2	Sector 3	T. Spd	Elapsed
<b>1</b>		<b>Team Virage</b>					Ligier JS P4								
		1.Theo MICOURIS					JS P4								
		2.Haydn CHANCE													
1	2	10:32.455	6:42.617	1:43.200	2:06.638	237.8	10:32.455	2	1	5:11.765	42.091	2:27.021	2:02.653	266.5	15:12.309
2	2	<del>5:15.215</del>	<del>42.239</del>	2:25.810	2:07.166	245.9	15:47.670	3	1	4:13.340	39.621	1:37.535	1:56.184	270.4	19:25.649
3	2	4:19.812	41.207	1:39.382	1:59.223	271.1	20:07.482	4	1	4:20.383 B	39.953	1:37.476	2:02.954	268.4	23:46.032
4	2	<del>4:19.153</del>	<del>40.355</del>	1:38.761	2:00.037	268.4	24:26.635	5	1	5:58.729	2:25.117	1:38.043	1:55.569	271.1	29:44.761
5	2	4:14.179	39.752	1:37.586	1:56.841	268.4	28:40.814	6	1	<del>4:12.338</del>	38.924	<del>1:37.121</del>	1:56.293	270.4	33:57.099
6	2	4:27.402 B	39.775	1:37.727	2:09.900	269.1	33:08.216	7	1	4:09.986	39.111	<b>1:35.971</b>	1:54.904	269.8	38:07.085
7	1	6:35.384	3:00.530	1:37.316	1:57.538	268.4	39:43.600	8	1	<b>4:09.082</b>	<b>38.760</b>	1:36.250	<b>1:54.072</b>	269.1	42:16.167
8	1	<b>4:11.581</b>	39.608	1:36.574	<b>1:55.399</b>	271.1	43:55.181	9	1	4:14.780	39.279	1:36.795	1:58.706	272.5	46:30.947
9	1	4:12.288	<b>39.261</b>	<b>1:36.340</b>	1:56.687	266.5	48:07.469								
<b>3</b>		<b>Smart Driving</b>					Ligier JS P4								
		1.Simone RICCITELLI					JS P4								
		2.Giacomo POLLINI													
1	1	4:47.389	50.705	1:49.398	2:07.286	215.5	4:47.389	1	1	6:32.890	2:03.495	2:06.056	2:23.339	198.5	6:32.890
2	1	4:18.644	41.082	1:38.861	1:58.701	266.5	9:06.033	2	1	4:52.012	47.478	1:49.189	2:15.345	242.0	11:24.902
3	1	5:18.039	40.277	2:33.719	2:04.043	271.1	14:24.072	3	1	5:35.937	46.482	2:29.291	2:20.164	257.0	17:00.839
4	1	4:45.626	1:02.905	1:45.974	1:56.747	265.1	19:09.698	4	1	4:41.049	45.240	1:45.475	2:10.334	258.8	21:41.888
5	1	<b>4:11.853</b>	<b>39.328</b>	1:37.501	<b>1:55.024</b>	268.4	23:21.551	5	1	4:41.754	48.089	1:47.189	<b>2:06.476</b>	259.4	26:23.642
6	1	4:20.040 B	39.376	<b>1:36.645</b>	2:04.019	273.9	27:41.591	6	1	4:36.014	44.423	1:44.266	2:07.325	259.4	30:59.656
7	2	7:44.494	4:00.163	1:41.753	2:02.578	269.1	35:26.085	7	1	4:38.604	43.828	1:47.013	2:07.763	259.4	35:38.260
8	2	4:18.220	41.877	1:38.541	1:57.802	267.8	39:44.305	8	1	4:35.747	44.299	<b>1:43.770</b>	2:07.678	260.0	40:14.007
9	2	4:13.850	39.963	1:37.153	1:56.734	268.4	43:58.155	9	1	4:35.558	43.705	1:44.485	2:07.368	257.6	44:49.565
10	2	<del>4:12.594</del>	<del>39.646</del>	<del>1:37.020</del>	1:55.928	271.8	48:10.749	10	1	<b>4:35.100</b>	<b>43.386</b>	1:43.860	2:07.854	254.5	49:24.665
<b>4</b>		<b>Nielsen Racing</b>					Ligier JS P4								
		1.Ben CAISLEY					JS P4								
1	1	5:28.165	1:31.543	1:46.954	2:09.668	214.2	5:28.165	1	1	5:17.693	1:08.052	1:51.064	2:18.577	185.2	5:17.693
2	1	4:31.176	44.223	1:41.536	2:05.417	243.1	9:59.341	2	1	4:53.464 B	45.920	1:44.465	2:23.079	245.3	10:11.157
3	1	5:19.420	43.094	2:28.009	2:08.317	243.1	15:18.761	3	1	7:08.309	2:45.561	2:17.476	2:05.272	265.1	17:19.466
4	1	4:20.956	41.297	1:38.601	2:01.058	271.1	19:39.717	4	1	4:30.303	42.699	1:40.817	2:06.787	267.8	21:49.769
5	1	4:20.246	41.261	1:38.988	1:59.997	268.4	23:59.963	5	1	4:26.895	44.731	1:40.680	2:01.484	271.1	26:16.664
6	1	4:19.738	40.750	1:38.991	1:59.997	267.8	28:19.701	6	1	4:22.173	42.135	1:39.563	2:00.475	271.1	30:38.837
7	1	<b>4:17.920</b>	<b>40.675</b>	1:38.478	<b>1:58.767</b>	268.4	32:37.621	7	1	4:22.833	41.185	1:39.312	2:02.336	266.5	35:01.670
8	1	4:27.972 B	41.238	<b>1:38.033</b>	2:08.701	269.8	37:05.593	8	1	<del>4:23.652</del>	41.178	1:40.069	<del>2:02.405</del>	269.8	39:25.322
9	1	10:19.403 B	6:19.430	1:46.864	2:13.109	203.0	47:24.996	9	1	4:21.231	40.940	1:39.166	2:01.125	266.5	43:46.553
								10	1	<b>4:18.996</b>	<b>40.838</b>	<b>1:38.410</b>	<b>1:59.748</b>	266.5	48:05.549
<b>6</b>		<b>ANS Motorsport</b>					Ligier JS P4								
		1.Iko SEGRET					JS P4								
1	1	10:05.093	6:21.887	1:41.959	2:01.247	265.1	10:05.093	1	1	5:36.841	1:18.523	2:01.482	2:16.836	185.2	5:36.841
2	1	5:12.499	42.455	2:24.445	2:05.599	272.5	15:17.592	2	1	12:32.155	46.899	1:48.108	9:57.148	259.4	18:08.996
3	1	4:17.778	40.119	1:37.814	1:59.845	270.4	19:35.370	3	1	4:40.564	44.027	1:46.103	2:10.434	255.1	22:49.560
4	1	4:13.353	39.863	1:37.445	1:56.045	270.4	23:48.723	4	1	4:46.417	50.314	1:47.393	2:08.710	226.8	27:35.977
5	1	4:10.670	39.109	1:36.637	<b>1:54.924</b>	273.2	27:59.393	5	1	4:34.816	43.459	1:44.783	2:06.574	260.0	32:10.793
6	1	4:11.538	39.215	1:36.790	1:55.533	271.1	32:10.931	6	1	4:32.796	43.053	1:43.173	2:06.570	252.8	36:43.589
7	1	4:14.085	40.682	1:37.991	1:55.412	265.1	36:25.016	7	1	<b>4:30.888</b>	<b>42.660</b>	1:43.051	2:05.177	260.0	41:14.477
8	1	<b>4:10.171</b>	39.036	1:36.199	1:54.936	270.4	40:35.187	8	1	<del>4:30.722</del>	<del>43.073</del>	<b>1:42.898</b>	<b>2:04.751</b>	258.8	45:45.199
9	1	4:18.996 B	<b>38.790</b>	<b>1:35.691</b>	2:04.515	271.1	44:54.183								
<b>27</b>		<b>P4 Racing</b>					Ligier JS P4								
		1.Andrew FERGUSON					JS P4 AM								
1	1	5:41.884	1:23.966	2:00.472	2:17.446	175.9	5:41.884	1	1	5:17.693	1:08.052	1:51.064	2:18.577	185.2	5:17.693
2	1	4:43.008	46.182	1:45.523	2:11.303	232.6	10:24.892	2	1	4:53.464 B	45.920	1:44.465	2:23.079	245.3	10:11.157
3	1	5:33.246	45.996	2:28.086	2:19.164	241.5	15:58.138	3	1	7:08.309	2:45.561	2:17.476	2:05.272	265.1	17:19.466
4	1	4:30.217	43.067	1:42.127	2:05.023	256.4	20:28.355	4	1	4:30.303	42.699	1:40.817	2:06.787	267.8	21:49.769
5	1	4:28.645	42.746	1:42.322	2:03.577	269.8	24:57.000	5	1	4:26.895	44.731	1:40.680	2:01.484	271.1	26:16.664

# LIGIER

## EUROPEAN SERIES



### Ligier European Series

#### Le Mans Heat

#### Free Practice

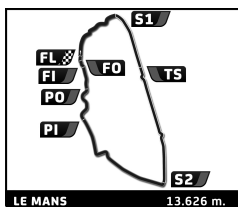
### Sector Analysis

Lap under Red Flag   Invalidated Lap   Personal Best   Session Best   B Crossing the pit lane

Lap	D	Time	Sector 1	Sector 2	Sector 3	T. Spd	Elapsed	Lap	D	Time	Sector 1	Sector 2	Sector 3	T. Spd	Elapsed		
6	1	4:27.188	42.582	1:40.525	2:04.081	261.9	29:24.188	<b>44</b> ASM Motorsport 1. André VIEIRA Ligier JS P4 JS P4	1	1	5:16.398	1:06.893	1:51.447	2:18.058	214.2	5:16.398	
7	1	<b>4:26.570</b>	42.544	1:41.025	<b>2:03.001</b>	267.1	33:50.758		2	1	4:42.994	46.510	1:46.349	2:10.135	260.7	9:59.392	
8	1	<del>4:23.544</del>	<b>41.709</b>	1:40.448	<del>2:01.387</del>	269.8	38:14.302		3	1	5:20.948	44.539	2:27.426	2:08.983	265.8	15:20.340	
9	1	4:31.350 <b>B</b>	41.990	<b>1:39.785</b>	2:09.575	268.4	42:45.652		4	1	4:37.430 <b>B</b>	43.035	1:39.779	2:14.616	269.8	19:57.770	
<b>29</b> Pegasus Racing 1. Julien SCHELL 2. David CAUSSANEL Ligier JS2 R JS2 R P/A	1	1	5:30.766	1:17.018	1:54.232	2:19.516	192.5	5:30.766	5	1	7:56.830	4:09.665	1:40.375	2:06.790	267.8	27:54.600	
	2	1	4:45.235	45.688	1:48.097	2:11.450	234.2	10:16.001	6	1	4:20.947	42.261	1:39.270	1:59.416	270.4	32:15.547	
	3	1	5:26.017	44.174	2:29.165	2:12.678	248.1	15:42.018	7	1	4:22.391	41.383	<b>1:38.150</b>	2:02.858	268.4	36:37.938	
	4	1	4:33.344	43.021	1:43.671	2:06.652	258.2	20:15.362	8	1	4:21.763	41.159	1:39.801	2:00.803	267.8	40:59.701	
	5	1	<del>4:28.024</del>	<del>41.939</del>	1:41.899	<b>2:04.186</b>	258.2	24:43.386	9	1	<b>4:19.555</b>	<b>40.980</b>	1:39.292	<b>1:59.283</b>	265.8	45:19.256	
	6	1	4:40.121 <b>B</b>	42.351	1:43.351	2:14.419	256.4	29:23.507	<b>46</b> No Limit Racing 1. Sébastien MARGOT Ligier JS2 R JS2 R AM	1	1	6:30.018	1:54.878	2:13.585	2:21.555	180.0	6:30.018
	7	2	6:42.438	2:48.224	1:45.022	2:09.192	259.4	36:05.945		2	1	4:49.921	46.072	1:49.921	2:13.928	232.1	11:19.939
	8	2	<b>4:31.331</b>	42.555	1:43.128	2:05.648	255.1	40:37.276		3	1	5:33.673	45.938	2:30.797	2:16.938	240.9	16:53.612
	9	2	4:51.523	<b>41.894</b>	<b>1:41.757</b>	2:27.872	260.0	45:28.799		4	1	<del>4:39.216</del>	<del>43.604</del>	1:46.519	2:09.193	238.8	21:32.928
	<b>31</b> ANS Motorsport 1. Clément MORENO Ligier JS2 R JS2 R AM	1	1	7:29.087	3:15.270	1:52.782	2:21.035	212.1		7:29.087	5	1	4:37.673	44.039	1:45.487	2:08.147	252.2
2		1	4:54.122	47.173	1:49.367	2:17.582	257.0	12:23.209		6	1	4:36.286	43.573	<b>1:44.977</b>	2:07.736	253.3	30:46.887
3		1	5:09.539	45.529	2:17.437	2:06.573	258.8	17:32.748		7	1	4:47.130 <b>B</b>	44.018	1:46.415	2:16.697	257.6	35:34.017
4		1	4:30.346	42.410	1:43.300	2:04.636	258.8	22:03.094		8	1	6:06.610	2:11.164	1:46.982	2:08.464	252.8	41:40.627
5		1	4:34.509	46.636	1:42.422	2:05.451	258.2	26:37.603		9	1	<b>4:35.789</b>	<b>43.519</b>	1:45.131	<b>2:07.139</b>	258.8	46:16.416
6		1	4:28.808	41.790	1:43.471	2:03.547	260.0	31:06.411		<b>49</b> LADC Motorsport 1. Hervé TREMBLAYE Ligier JS2 R JS2 R AM	1	1	6:21.935	1:47.694	2:07.476	2:26.765	194.6
7		1	4:26.262	41.637	1:41.955	2:02.670	259.4	35:32.673	2		1	4:54.472	48.251	1:49.832	2:16.389	258.2	11:16.407
8		1	<b>4:24.981</b>	41.293	<b>1:41.810</b>	<b>2:01.878</b>	254.5	39:57.654	3		1	<del>5:35.455</del>	<del>44.957</del>	2:32.259	2:18.239	251.6	16:51.862
9		1	4:32.491 <b>B</b>	<b>41.232</b>	1:42.419	2:08.840	259.4	44:30.145	4		1	4:38.936	44.024	1:45.038	2:09.874	258.2	21:30.798
<b>32</b> Team Virage 1. Umberto D'AMATO 2. Jacopo D'AMATO Ligier JS P4 JS P4		1	1	5:02.233	1:03.804	1:47.742	2:10.687	234.2	5:02.233		5	1	<del>4:38.515</del>	<del>43.936</del>	1:45.134	2:09.445	257.0
	2	1	4:33.602	45.357	1:43.556	2:04.689	260.0	9:35.835	6		1	<del>4:46.096</del> <b>B</b>	<del>43.370</del>	1:44.125	2:18.601	259.4	30:55.409
	3	1	5:22.927	43.456	2:29.842	2:09.629	266.5	14:58.762	7		1	6:24.764	2:30.896	1:45.408	2:08.460	242.6	37:20.173
	4	1	4:25.416	44.400	1:39.608	2:01.408	234.2	19:24.178	8		1	<b>4:37.347</b>	44.912	1:45.607	<b>2:06.828</b>	216.4	41:57.520
	5	1	4:19.917	41.977	1:38.244	1:59.696	268.4	23:44.095	9		1	4:38.036	<b>43.596</b>	<b>1:43.293</b>	2:11.147	258.8	46:35.556
	6	1	4:21.574	41.252	1:39.643	2:00.679	269.1	28:05.669	<b>50</b> Les Deux Arbres 1. Antoine LEPESQUEUX 2. Noé DA CUHNA Ligier JS2 R JS2 R		1	1	6:54.204	2:28.558	2:00.459	2:25.187	221.7
	7	1	4:33.284 <b>B</b>	<b>41.026</b>	1:39.424	2:12.834	267.8	32:38.953		2	1	4:49.743	45.893	1:49.677	2:14.173	235.2	11:43.947
	8	1	6:55.554	3:15.523	1:40.017	2:00.014	269.1	39:34.507		3	1	5:26.854	44.113	2:28.375	2:14.366	258.2	17:10.801
	9	1	<b>4:18.744</b>	41.384	1:38.952	1:58.408	269.1	43:53.251		4	1	4:34.826	43.138	1:44.488	2:07.200	260.0	21:45.627
	10	1	<del>4:15.071</del>	<del>40.258</del>	<b>1:37.510</b>	<b>1:57.303</b>	269.8	48:08.322		5	1	4:43.472 <b>B</b>	45.852	1:44.388	2:13.232	258.2	26:29.099
<b>37</b> ANS Motorsport 1. Jérôme FRANCE Ligier JS2 R JS2 R AM	1	1	6:27.194	1:56.700	2:02.575	2:27.919	208.4	6:27.194		6	2	6:00.825	2:12.120	1:42.899	2:05.806	257.0	32:29.924
	2	1	4:52.263	48.654	1:49.546	2:14.063	246.4	11:19.457		7	2	<b>4:29.100</b>	42.579	<b>1:42.468</b>	2:04.053	255.7	36:59.024
	3	1	5:33.905	46.125	2:30.357	2:17.423	255.1	16:53.362		8	2	4:35.433	46.554	1:45.419	<b>2:03.460</b>	251.6	41:34.457
	4	1	<b>4:40.334</b>	46.133	1:45.786	<b>2:08.415</b>	257.0	21:33.696		9	2	<del>4:27.763</del>	<b>41.545</b>	<del>1:42.655</del>	2:03.563	258.8	46:02.220
	5	1	6:27.473 <b>B</b>	2:01.142	1:59.311	2:27.020	215.9	28:01.169		<b>53</b> M Racing 1. Cindy GUEDET Ligier JS2 R JS2 R	1	1	5:41.230	1:21.034	2:00.172	2:20.024	173.4
	6	1	9:26.812	5:18.443	1:54.407	2:13.962	250.4	37:27.981	2		1	5:31.561 <b>B</b>	1:10.311	1:56.886	2:24.364	231.6	11:12.791
	7	1	4:46.394	46.546	1:49.365	2:10.483	257.6	42:14.375									
	8	1	4:50.778 <b>B</b>	<b>44.651</b>	<b>1:45.379</b>	2:20.748	258.8	47:05.153									

# LIGIER

## EUROPEAN SERIES



### Ligier European Series

#### Le Mans Heat

#### Free Practice

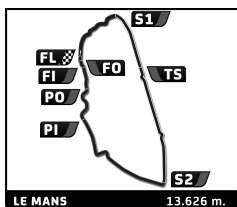
### Sector Analysis

Lap under Red Flag   Invalidated Lap   Personal Best   Session Best   B Crossing the pit lane

Lap	D	Time	Sector 1	Sector 2	Sector 3	T. Spd	Elapsed	Lap	D	Time	Sector 1	Sector 2	Sector 3	T. Spd	Elapsed							
3	1	6:43.046	2:10.639	2:13.555	2:18.852	221.2	17:55.837	8	1	6:15.438	2:38.341	1:38.319	1:58.778	271.1	38:01.873							
4	1	4:46.478	46.300	1:47.884	2:12.294	256.4	22:42.315	9	1	<b>4:09.889</b>	39.113	<b>1:36.084</b>	<b>1:54.692</b>	270.4	42:11.762							
5	1	4:46.184	50.474	1:46.383	2:09.327	256.4	27:28.499	<b>69</b> <b>M Racing</b> Ligier JS2 R														
6	1	4:37.482	44.344	1:45.289	2:07.849	258.2	32:05.981	1.Natan BIHEL JS2 R														
7	1	<del>4:35.755</del>	43.374	<del>1:44.734</del>	2:07.647	258.2	36:41.736	1	1	5:23.896	1:24.902	1:50.013	2:08.981	197.8	5:23.896							
8	1	4:34.125	43.168	1:44.916	2:06.041	259.4	41:15.861	2	1	4:32.840	43.038	1:43.108	2:06.694	255.7	9:56.736							
9	1	<b>4:30.485</b>	<b>42.997</b>	<b>1:42.922</b>	<b>2:04.566</b>	258.2	45:46.346	3	1	5:14.770	42.210	2:24.137	2:08.423	258.2	15:11.506							
<b>58</b> <b>Les Deux Arbres</b> Ligier JS P4								<b>71</b> <b>Monza Garage</b> Ligier JS P4														
1.Jacques NICOLET JS P4 AM								1.Chun-Ting CHOU JS P4														
2.James WINSLOW								2.Leo PINQUIER														
1	1	5:45.364	1:25.543	2:02.195	2:17.626	167.7	5:45.364	1	2	4:45.513	54.642	1:45.565	2:05.306	240.4	4:45.513							
2	1	4:48.334	47.892	1:44.833	2:15.609	227.7	10:33.698	2	2	4:32.923	41.554	1:39.636	2:11.733	269.1	9:18.436							
3	1	5:41.886 <b>B</b>	45.746	2:24.224	2:31.916	273.2	16:15.584	3	2	<del>5:11.290</del>	40.735	<del>2:22.827</del>	2:07.728	267.8	14:29.726							
4	1	6:59.423	3:10.669	1:43.245	2:05.509	263.2	23:15.007	4	2	4:47.372	1:01.874	1:47.108	1:58.390	265.8	19:17.098							
5	1	4:29.048	43.029	1:40.896	2:05.123	271.1	27:44.055	5	2	4:18.272	40.176	1:39.306	1:58.790	273.2	23:35.370							
6	1	4:26.135	42.775	1:40.507	2:02.853	271.1	32:10.190	6	2	4:21.587 <b>B</b>	<b>39.637</b>	1:37.263	2:04.687	272.5	27:56.957							
7	1	4:26.458	43.056	<b>1:39.247</b>	2:04.155	267.1	36:36.648	7	1	6:22.149	2:36.753	1:40.348	2:05.048	270.4	34:19.106							
8	1	4:25.403	<b>41.735</b>	1:40.290	2:03.378	271.1	41:02.051	8	1	4:17.352	40.962	1:37.911	1:58.479	271.8	38:36.458							
9	1	<b>4:23.242</b>	42.245	1:39.276	<b>2:01.721</b>	267.1	45:25.293	9	1	<b>4:14.203</b>	40.178	<b>1:37.154</b>	<b>1:56.871</b>	271.1	42:50.661							
<b>60</b> <b>Iron Lynx by LRMotorsport</b> Ligier JS2 R								<b>72</b> <b>ZOSH Compétition</b> Ligier JS2 R														
1.Gregorio BERTOCCO JS2 R								1.Anthony PERRIN JS2 R														
2.Matteo PIANEZZOLA								2.Leo PINQUIER														
1	1	5:32.200	1:19.240	1:56.605	2:16.355	163.4	5:32.200	1	1	7:39.554	1:41.866	1:55.058	4:02.630	169.8	7:39.554							
2	1	4:38.421	44.736	1:46.349	2:07.336	253.9	10:10.621	2	1	4:55.893	51.698	1:49.783	2:14.412	231.6	12:35.447							
3	1	5:30.638	44.505	2:33.336	2:12.797	253.9	15:41.259	3	1	5:21.484	53.921	2:08.903	2:18.660	205.7	17:56.931							
4	1	<del>4:31.738</del>	<del>42.874</del>	1:43.793	2:05.071	251.6	20:12.997	4	1	5:01.672 <b>B</b>	48.110	1:47.139	2:26.423	230.2	22:58.603							
5	1	<b>4:29.517</b>	42.395	1:43.157	2:03.965	252.8	24:42.514	5	2	7:00.654	2:44.635	1:56.764	2:19.255	252.2	29:59.257							
6	1	4:34.245 <b>B</b>	<b>41.861</b>	<b>1:41.719</b>	2:10.665	263.9	29:16.759	6	2	4:49.534	48.223	1:46.866	2:14.445	255.7	34:48.791							
7	2	6:06.343	2:15.569	1:44.091	2:06.683	253.9	35:23.102	7	2	4:42.134	46.314	1:45.372	2:10.448	260.0	39:30.925							
8	2	<del>4:29.474</del>	42.670	1:42.444	<del>2:04.360</del>	256.4	39:52.576	8	2	4:38.978	45.376	1:44.772	2:08.830	254.5	44:09.903							
9	2	4:29.545	42.117	1:43.585	<b>2:03.843</b>	253.9	44:22.121	9	2	<b>4:37.895</b>	<b>44.697</b>	<b>1:44.570</b>	<b>2:08.628</b>	260.0	48:47.798							
10	2	<del>4:34.844</del>	<del>41.764</del>	1:42.435	2:10.645	258.8	48:56.965	<b>73</b> <b>ANS Motorsport</b> Ligier JS2 R														
<b>61</b> <b>LADC Motorsport</b> Ligier JS2 R								1.Didier BALCAEN JS2 R AM														
1.Léo PAYEN JS2 R																						
2.Steven PALETTE																						
1	1	5:45.978	1:35.464	1:54.862	2:15.652	197.4	5:45.978	1	1	6:57.259	2:08.728	2:06.166	2:42.365	168.8	6:57.259							
2	1	<b>4:44.607</b>	47.825	1:46.414	2:10.368	247.6	10:30.585	2	1	5:19.062	52.933	1:56.277	2:29.852	233.1	12:16.321							
3	1	<del>5:23.423</del>	<del>44.278</del>	2:27.178	2:11.967	260.0	15:54.008	3	1	5:40.149	57.311	2:20.109	2:22.729	242.0	17:56.470							
4	1	<del>4:29.405</del>	<del>42.426</del>	1:42.961	2:04.018	259.4	20:23.413	4	1	4:51.209	47.234	1:47.977	2:15.998	246.4	22:47.679							
5	1	<del>4:29.202</del>	<del>42.285</del>	1:42.295	2:04.622	258.8	24:52.615	5	1	4:57.058	51.295	1:49.897	2:15.866	212.5	27:44.737							
6	1	<del>4:39.660</del> <b>B</b>	43.603	<del>1:44.355</del>	2:11.702	257.6	29:32.275	6	1	4:47.414	45.703	1:46.995	2:14.716	257.0	32:32.151							
7	1	5:47.292	2:01.658	1:42.958	<b>2:02.676</b>	255.1	35:19.567	7	1	4:46.877	45.487	1:46.902	2:14.488	240.9	37:19.028							
8	1	4:31.304 <b>B</b>	<b>41.202</b>	<b>1:41.561</b>	2:08.541	258.8	39:50.871	8	1	<b>4:43.856</b>	45.441	<b>1:45.823</b>	<b>2:12.592</b>	258.2	42:02.884							
<b>66</b> <b>Team Virage</b> Ligier JS P4								9								1	5:00.549 <b>B</b>	<b>44.448</b>	1:46.282	2:29.819	253.3	47:03.433
1.Jeronimo BERRIO JS P4																						
2.Pedro MORENO																						
1	2	4:42.292	51.548	1:47.255	2:03.489	210.9	4:42.292															
2	2	4:20.413	41.805	1:39.574	1:59.034	265.8	9:02.705															
3	2	5:19.342	40.181	2:34.764	2:04.397	268.4	14:22.047															
4	2	4:36.201	1:00.049	1:39.030	1:57.122	267.8	18:58.248															
5	2	4:14.787	39.608	1:36.927	1:58.252	270.4	23:13.035															
6	2	4:13.336	39.558	1:37.312	1:56.466	268.4	27:26.371															
7	2	4:20.064 <b>B</b>	39.322	1:36.545	2:04.197	269.8	31:46.435															

# LIGIER

## EUROPEAN SERIES



### Ligier European Series

#### Le Mans Heat

#### Free Practice

### Sector Analysis

Lap under Red Flag											Invalidated Lap	Personal Best	Session Best	B Crossing the pit lane							
Lap	D	Time	Sector 1	Sector 2	Sector 3	T. Spd	Elapsed	Lap	D	Time	Sector 1	Sector 2	Sector 3	T. Spd	Elapsed						
<b>77</b>		<b>RLR M Sport</b>					Ligier JS P4														
		1.Ian AGUILERA					JS P4														
1	1	9:55.354	6:04.197	1:45.409	2:05.748	229.2	9:55.354	3	1	5:31.800	46.323	2:28.482	2:16.995	259.4	16:04.149						
2	1	5:19.358	42.787	2:30.958	2:05.613	227.7	15:14.712	4	1	4:39.847	44.310	1:45.802	2:09.735	258.2	20:43.996						
3	1	4:20.320	40.465	1:38.865	2:00.990	272.5	19:35.032	5	1	4:37.202	44.111	1:44.707	2:08.384	259.4	25:21.198						
4	1	4:14.715	41.054	1:37.589	1:56.072	269.8	23:49.747	6	1	4:45.813	44.164	1:45.162	2:16.487	259.4	30:07.011						
5	1	4:12.484	39.678	1:37.176	1:55.630	271.8	28:02.231	7	1	5:41.048	1:48.916	1:44.393	2:07.739	258.8	35:48.059						
6	1	4:13.545	39.439	1:37.457	1:56.649	271.8	32:15.776	8	1	4:34.309	43.814	1:43.794	2:06.701	257.6	40:22.368						
7	1	4:13.134	39.242	1:38.287	1:55.605	270.4	36:28.910	9	1	4:34.312	43.484	1:43.935	2:06.893	258.2	44:56.680						
8	1	4:12.005	39.430	1:37.650	1:54.925	270.4	40:40.915														
9	1	4:14.016	38.978	1:36.746	1:58.292	271.1	44:54.931														
10	1	4:11.092	39.121	1:37.219	1:54.752	270.4	49:06.023														
<b>81</b>		<b>LR Motorsport</b>					Ligier JS P4														
		1.Pierre KAFFER					JS P4 P/A														
		2.Michael DOPPELMAYR																			
1	1	5:20.328	1:21.581	1:50.831	2:07.916	171.7	5:20.328	1	1	5:46.272	1:34.790	1:56.274	2:15.208	198.1	5:46.272						
2	1	4:26.429	44.171	1:41.892	2:00.366	236.7	9:46.757	2	1	4:39.378	47.911	1:45.251	2:06.216	238.3	10:25.650						
3	1	5:14.943	40.858	2:26.967	2:07.118	269.1	15:01.700	3	1	5:20.808	44.199	2:26.062	2:10.547	259.4	15:46.458						
4	1	4:15.701	40.301	1:37.950	1:57.450	273.2	19:17.401	4	1	4:27.005	41.981	1:42.481	2:02.543	258.8	20:13.463						
5	1	4:25.896	40.276	1:39.145	2:06.475	270.4	23:43.297	5	1	4:26.179	42.171	1:41.841	2:02.167	258.8	24:39.642						
6	2	8:00.321	3:34.157	1:57.095	2:29.069	224.9	31:43.618	6	1	4:25.662	41.919	1:42.305	2:01.438	259.4	29:05.304						
7	2	5:13.182	51.318	1:54.655	2:27.209	231.6	36:56.800	7	1	4:32.846	41.422	1:41.461	2:09.963	259.4	33:38.150						
8	2	4:57.608	48.369	1:49.834	2:19.405	229.2	41:54.408	8	1	6:31.220	2:48.392	1:40.915	2:01.913	258.2	40:09.370						
9	2	5:05.153	49.234	1:51.422	2:24.497	244.8	46:59.561	9	1	4:24.279	41.228	1:40.881	2:02.170	258.2	44:33.649						
														10	1	4:23.849	41.494	1:40.990	2:01.365	258.2	48:57.498
<b>86</b>		<b>Les Deux Arbres</b>					Ligier JS2 R														
		1.Sita VANMEERT					JS2 R														
1	1	14:07.900	8:33.037	2:29.311	3:05.552	158.9	14:07.900														
2	1	5:31.688	1:13.590	1:53.623	2:24.475	189.8	19:39.588														
3	1	4:52.486	46.746	1:49.001	2:16.739	217.2	24:32.074														
4	1	4:44.204	44.946	1:47.793	2:11.465	219.9	29:16.278														
5	1	4:40.903	44.566	1:46.269	2:10.068	238.3	33:57.181														
6	1	4:37.119	43.560	1:45.238	2:08.321	251.0	38:34.300														
7	1	4:35.813	43.982	1:44.425	2:07.406	255.7	43:10.113														
8	1	4:40.131	43.043	1:44.470	2:12.618	254.5	47:50.244														
<b>87</b>		<b>Les Deux Arbres</b>					Ligier JS2 R														
		1.Gil MAILLET					JS2 R AM														
		2.Pierre-Olivier CALENDINI																			
1	1	6:19.447	1:35.899	2:08.051	2:35.497	157.7	6:19.447														
2	1	5:08.253	52.709	1:54.934	2:20.610	188.1	11:27.700														
3	1	5:35.725	47.991	2:27.825	2:19.909	221.2	17:03.425														
4	1	4:48.838	45.775	1:47.025	2:16.038	230.2	21:52.263														
5	1	5:04.921	48.982	1:47.448	2:28.491	233.1	26:57.184														
6	1	7:38.510	3:17.738	1:56.619	2:24.153	185.6	34:35.694														
7	1	5:04.352	49.116	1:54.156	2:21.080	219.0	39:40.046														
8	1	4:58.388	48.844	1:51.878	2:17.666	229.2	44:38.434														
9	1	4:57.848	47.953	1:51.176	2:18.719	233.7	49:36.282														
<b>89</b>		<b>AGS Events</b>					Ligier JS2 R														
		1.Clément MATEU					JS2 R AM														
1	1	5:42.372	1:31.983	1:54.010	2:16.379	179.7	5:42.372														
2	1	4:49.977	47.819	1:46.935	2:15.223	255.1	10:32.349														