

Ligier European Series

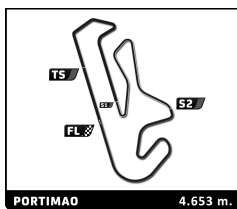
Portimao Heat

Race 1

PORTIMAO 4.653 m. Sector Analysis

Lap under Red Flag Invalidated Lap Personal Best Session Best B Crossing the pit lane

Lap	D	Time	Sector 1	Sector 2	Sector 3	T. Spd	Elapsed	Lap	D	Time	Sector 1	Sector 2	Sector 3	T. Spd	Elapsed
1 Team Virage Ligier JS P4 1. Lance FENTON JS P4 AM 2. Kevin MADSEN								16 2 3:50.172 2:35.224 35.206 39.742 31:23.215 17 2 1:49.075 34.353 35.046 39.676 251.7 33:12.290 18 2 1:47.648 33.935 34.672 39.041 250.6 34:59.938 19 2 1:48.326 33.786 35.005 39.535 251.2 36:48.264 20 2 1:47.945 34.101 34.506 39.338 251.2 38:36.209 21 2 1:48.510 33.913 34.930 39.667 252.3 40:24.719 22 2 1:48.095 34.125 34.583 39.387 252.3 42:12.814 23 2 1:48.133 34.166 34.650 39.317 252.3 44:00.947 24 2 1:47.944 34.082 34.624 39.238 251.7 45:48.891 25 2 1:47.473 33.827 34.496 39.150 251.2 47:36.364 26 2 1:48.190 34.368 34.537 39.285 251.7 49:24.554 27 2 1:47.996 33.959 34.508 39.529 252.9 51:12.550 28 2 1:47.486 33.926 34.241 39.319 253.5 53:00.036 29 2 1:47.905 33.793 34.313 39.799 255.9 54:47.941 30 2 1:47.829 33.832 34.614 39.383 256.5 56:35.770 31 2 1:48.776 35.081 34.503 39.192 260.9 58:24.546 32 2 1:48.128 33.749 34.882 39.497 253.5 1:00:12.674 33 2 1:48.791 34.475 34.691 39.625 251.7 1:02:01.465							
4 HPRacing by Monza Garage Ligier JS P4 1. Georgios KOLOVOS JS P4 AM 2. Panagiotis KAITATZIS								7 LR Motorsport Ligier JS P4 1. Simone RICCITELLI JS P4 2. Jacopo MAZZA							
1 1 2:00.870 41.606 38.291 40.973 2:00.870 2 1 1:50.168 34.814 35.375 39.979 251.7 3:51.038 3 1 1:50.370 35.112 35.553 39.705 254.1 5:41.408 4 1 1:49.691 34.423 35.507 39.761 247.7 7:31.099 5 1 1:49.445 34.601 35.113 39.731 248.3 9:20.544 6 1 1:49.289 34.480 35.013 39.796 248.8 11:09.833 7 1 1:48.216 34.059 34.792 39.365 248.3 12:58.049 8 1 1:48.951 34.228 35.057 39.666 250.0 14:47.000 9 1 1:48.356 33.961 34.777 39.618 250.0 16:35.356 10 1 1:48.518 34.141 34.668 39.709 250.6 18:23.874 11 1 1:48.014 33.790 34.775 39.449 251.2 20:11.888 12 1 1:48.192 33.857 34.681 39.654 251.2 22:00.080 13 1 1:48.217 33.826 34.882 39.509 251.7 23:48.297 14 1 1:47.726 33.800 34.534 39.392 251.2 25:36.023 15 1 1:57.020B 34.150 35.751 47.119 252.9 27:33.043								1 1 1:51.630 36.019 35.521 40.090 1:51.630 2 1 1:47.740 34.378 34.341 39.021 245.5 3:39.370 3 1 1:47.295 34.063 34.200 39.032 246.0 5:26.665 4 1 1:47.213 33.957 34.156 39.100 247.1 7:13.878 5 1 1:47.401 34.131 34.244 39.026 246.0 9:01.279 6 1 1:47.317 34.104 34.104 39.109 246.0 10:48.596 7 1 1:47.484 34.005 34.078 39.401 246.6 12:36.080 8 1 1:47.492 34.023 34.205 39.264 247.1 14:23.572 9 1 1:47.284 34.118 33.969 39.197 246.6 16:10.856 10 1 1:47.162 33.879 34.060 39.223 248.3 17:58.018 11 1 1:47.228 33.771 34.062 39.395 248.3 19:45.246 12 1 1:48.175 33.704 34.482 39.989 252.3 21:33.421 13 1 1:49.015 35.439 34.091 39.485 250.6 23:22.436 14 1 1:47.350 33.772 34.238 39.340 250.0 25:09.786 15 1 1:48.215 33.692 34.883 39.640 247.1 26:58.001 16 1 1:47.453 34.129 34.088 39.236 246.0 28:45.454 17 1 1:47.244 33.723 34.131 39.390 249.4 30:32.698 18 1 1:52.899B 33.774 34.137 44.988 248.3 32:25.597 19 2 4:09.044 2:53.509 35.056 40.479 36:34.641 20 2 1:50.895 35.182 35.616 40.097 246.0 38:25.536 21 2 1:49.738 34.432 34.545 40.761 251.2 40:15.274 22 2 1:49.391 34.972 34.424 39.995 250.0 42:04.665 23 2 1:48.216 34.117 34.373 39.726 255.3 43:52.881 24 2 1:49.181 34.700 34.597 39.884 252.3 45:42.062 25 2 1:48.791 34.490 34.531 39.770 251.7 47:30.853 26 2 1:49.603 34.618 35.153 39.832 251.2 49:20.456 27 2 1:48.829 34.517 34.596 39.716 248.3 51:09.285 28 2 1:48.501 34.221 34.580 39.700 248.3 52:57.786 29 2 1:49.480 34.349 35.262 39.869 253.5 54:47.266 30 2 1:48.291 34.259 34.444 39.588 250.0 56:35.557 31 2 1:50.267 35.952 34.778 39.537 246.6 58:25.824 32 2 1:48.355 34.112 34.364 39.879 254.1 1:00:14.179							



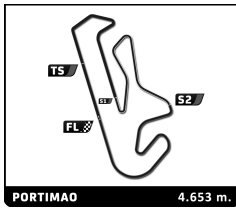
Ligier European Series

Portimao Heat

Race 1

Sector Analysis

Lap under Red Flag												Invalidated Lap	Personal Best	Session Best	B Crossing the pit lane
Lap	D	Time	Sector 1	Sector 2	Sector 3	T. Spd	Elapsed	Lap	D	Time	Sector 1	Sector 2	Sector 3	T. Spd	Elapsed
33	2	1:48.848	34.574	34.549	39.725	252.9	1:02:03.027	16	2	1:56.125 B	34.021	34.681	47.423	248.3	29:10.649
10 RLR M Sport 1.Martin RICH 2.Max MAYER							Ligier JS2 R JS2 R P/A	17	1	4:11.650	2:55.132	36.050	40.468		33:22.299
1	1	2:02.939	40.033	39.384	43.522		2:02.939	18	1	1:51.028	35.259	35.108	40.661	250.6	35:13.327
2	1	1:58.896	38.171	37.554	43.171	238.4	4:01.835	19	1	1:51.064	35.739	35.002	40.323	253.5	37:04.391
3	1	1:58.668	37.388	38.178	43.102	240.5	6:00.503	20	1	1:50.040	34.721	34.921	40.398	247.7	38:54.431
4	1	1:57.492	36.889	37.748	42.855	238.9	7:57.995	21	1	1:49.580	34.498	34.502	40.580	248.3	40:44.011
5	1	1:57.300	37.026	37.395	42.879	239.5	9:55.295	22	1	1:50.016	34.931	34.785	40.300	246.6	42:34.027
6	1	1:57.641	36.732	37.107	43.802	239.5	11:52.936	23	1	1:49.711	34.875	34.527	40.309	249.4	44:23.738
7	1	1:56.710	36.579	37.258	42.873	241.6	13:49.646	24	1	1:50.231	34.678	34.777	40.776	251.2	46:13.969
8	1	1:56.941	36.708	37.188	43.045	242.2	15:46.587	25	1	1:50.706	34.896	34.974	40.836	249.4	48:04.675
9	1	1:57.382	37.085	37.972	42.325	239.5	17:43.969	26	1	1:50.938	35.221	34.800	40.917	249.4	49:55.613
10	1	1:56.286	36.220	37.196	42.870	243.8	19:40.255	27	1	1:50.603	34.958	34.944	40.701	248.3	51:46.216
11	1	1:57.455	36.544	37.488	43.423	241.6	21:37.710	28	1	1:50.964	35.446	34.792	40.726	251.7	53:37.180
12	1	1:57.087	36.737	37.544	42.806	239.5	23:34.797	29	1	1:50.343	34.605	34.902	40.836	248.8	55:27.523
13	1	1:56.250	36.568	37.180	42.502	242.2	25:31.047	30	1	1:50.463	35.015	34.755	40.693	248.8	57:17.986
14	1	2:02.864 B	36.563	37.249	49.052	243.2	27:33.911	31	1	1:50.495	34.902	34.585	41.008	248.3	59:08.481
15	2	3:59.020	2:39.450	37.551	42.019		31:32.931	32	1	1:50.724	34.859	35.047	40.818	248.3	1:00:59.205
16	2	1:55.342	36.516	36.584	42.242	242.2	33:28.273	33	1	1:51.710	35.102	35.487	41.121	248.3	1:02:50.915
17	2	1:55.442	36.898	37.161	41.383	237.9	35:23.715	17 Pegasus Racing 1.Anthony NAHRA 2.Dimitri ENJALBERT							Ligier JS P4 JS P4
18	2	1:53.750	35.646	36.286	41.818	243.2	37:17.465	1	2	2:06.162	51.168	35.448	39.546		2:06.162
19	2	1:55.294	36.130	37.449	41.715	244.3	39:12.759	2	2	1:49.803	35.387	35.030	39.386	252.9	3:55.965
20	2	1:53.593	36.034	36.302	41.257	242.2	41:06.352	3	2	1:47.466	33.966	34.305	39.195	247.7	5:43.431
21	2	1:53.461	35.911	36.303	41.247	242.2	42:59.813	4	2	1:48.742	34.070	35.057	39.615	252.9	7:32.173
22	2	1:53.500	35.836	36.489	41.175	242.7	44:53.313	5	2	1:48.716	34.101	34.786	39.829	251.7	9:20.889
23	2	1:53.292	35.773	36.268	41.251	244.9	46:46.605	6	2	1:49.262	34.497	34.894	39.871	255.9	11:10.151
24	2	1:53.211	35.962	35.993	41.256	240.0	48:39.816	7	2	1:48.289	34.140	34.536	39.613	255.3	12:58.440
25	2	1:53.237	35.910	36.101	41.226	241.1	50:33.053	8	2	1:49.147	34.108	34.943	40.096	252.9	14:47.587
26	2	1:52.875	35.760	35.960	41.155	240.0	52:25.928	9	2	1:48.358	34.078	34.395	39.885	253.5	16:35.945
27	2	1:53.104	35.744	36.119	41.241	241.1	54:19.032	10	2	1:48.569	34.104	34.590	39.875	253.5	18:24.514
28	2	1:53.314	35.796	36.062	41.456	241.1	56:12.346	11	2	1:48.375	34.078	34.646	39.651	254.1	20:12.889
29	2	1:53.411	35.939	36.296	41.176	241.6	58:05.757	12	2	1:48.300	34.078	34.412	39.810	253.5	22:01.189
30	2	1:53.633	36.166	36.308	41.159	242.7	59:59.390	13	2	1:48.206	34.017	34.401	39.788	252.9	23:49.395
31	2	1:53.050	35.594	36.253	41.203	242.7	1:01:52.440	14	2	1:48.575	34.122	34.459	39.994	253.5	25:37.970
11 Monza Garage 1.Ray-Yu WANG 2.Chun-Ting CHOU							Ligier JS P4 JS P4	15	2	1:49.181	34.305	34.664	40.212	252.3	27:27.151
1	2	1:52.113	36.469	35.678	39.966		1:52.113	16	2	1:50.327	34.432	35.817	40.078	250.6	29:17.478
2	2	1:49.788	35.201	34.924	39.663	246.6	3:41.901	17	2	1:55.675 B	34.506	34.801	46.368	248.3	31:13.153
3	2	1:48.497	34.294	34.364	39.839	251.2	5:30.398	18	1	4:08.489	2:52.283	35.517	40.689		35:21.642
4	2	1:48.605	34.204	34.616	39.785	252.9	7:19.003	19	1	1:49.896	34.793	34.976	40.127	252.9	37:11.538
5	2	1:48.590	34.246	34.292	40.052	251.2	9:07.593	20	1	1:49.605	34.643	34.660	40.302	254.1	39:01.143
6	2	1:48.192	34.029	34.753	39.410	253.5	10:55.785	21	1	1:49.645	34.231	34.995	40.419	252.3	40:50.788
7	2	1:48.521	34.513	34.579	39.429	248.3	12:44.306	22	1	1:48.960	34.161	34.741	40.058	254.1	42:39.748
8	2	1:48.508	34.602	34.483	39.423	248.8	14:32.814	23	1	1:55.402	34.253	34.734	46.415	251.2	44:35.150
9	2	1:47.722	33.929	34.425	39.368	251.7	16:20.536	24	1	1:51.116	35.181	35.528	40.407	246.6	46:26.266
10	2	1:48.537	34.603	34.607	39.327	254.7	18:09.073	25	1	1:51.154	35.138	35.202	40.814	250.0	48:17.420
11	2	1:48.125	34.040	34.549	39.536	251.7	19:57.198	26	1	1:49.617	34.380	34.823	40.414	250.0	50:07.037
12	2	1:48.703	34.109	34.855	39.739	252.3	21:45.901	27	1	1:49.836	34.716	34.566	40.554	248.8	51:56.873
13	2	1:48.745	34.095	34.765	39.885	247.1	23:34.646	28	1	1:48.982	34.430	34.706	39.846	250.6	53:45.855
14	2	1:50.938	34.332	35.739	40.867	251.2	25:25.584	29	1	1:49.020	34.136	34.386	40.498	251.2	55:34.875
15	2	1:48.940	34.348	34.823	39.769	248.8	27:14.524	30	1	1:49.698	34.880	34.700	40.118	258.4	57:24.573
								31	1	1:49.576	34.423	34.747	40.406	251.2	59:14.149
								32	1	1:49.598	34.605	34.594	40.399	248.8	1:01:03.747




Ligier European Series

Portimao Heat

Race 1

Sector Analysis

Lap under Red Flag												Invalidated Lap	Personal Best	Session Best	B Crossing the pit lane	
Lap	D	Time	Sector 1	Sector 2	Sector 3	T. Spd	Elapsed	Lap	D	Time	Sector 1	Sector 2	Sector 3	T. Spd	Elapsed	
33	1	1:49.590	34.272	35.025	40.293	251.7	1:02:53.337	16	1	3:47.616	2:28.453	36.951	42.212		32:46.683	
29	Pegasus Racing 1. Laurent MILLARA							Ligier JS2 R JS2 R AM	17	1	1:54.716	35.855	36.659	42.202	239.5	34:41.399
1	1	2:04.439	42.349	38.719	43.371		2:04.439	18	1	1:54.583	35.583	36.548	42.452	240.0	36:35.982	
2	1	1:58.239	37.378	37.762	43.099	240.5	4:02.678	19	1	1:54.124	35.387	37.018	41.719	246.6	38:30.106	
3	1	1:58.392	37.251	37.918	43.223	239.5	6:01.070	20	1	1:53.332	35.684	36.006	41.642	242.2	40:23.438	
4	1	1:57.707	36.934	37.658	43.115	240.0	7:58.777	21	1	1:54.206	35.529	36.591	42.086	241.6	42:17.644	
5	1	1:57.048	37.069	37.104	42.875	238.9	9:55.825	22	1	1:53.510	35.805	36.205	41.500	242.2	44:11.154	
6	1	1:56.359	36.659	37.180	42.520	239.5	11:52.184	23	1	1:53.190	35.489	36.088	41.613	241.6	46:04.344	
7	1	1:55.809	36.564	36.745	42.500	236.8	13:47.993	24	1	1:54.767	35.568	37.408	41.791	239.5	47:59.111	
8	1	1:56.508	36.588	36.710	43.210	237.9	15:44.501	25	1	1:53.024	35.515	36.162	41.347	241.6	49:52.135	
9	1	1:57.477	36.993	37.125	43.359	234.3	17:41.978	26	1	1:53.870	35.696	36.456	41.718	241.1	51:46.005	
10	1	1:55.917	36.430	37.018	42.469	238.4	19:37.895	27	1	1:54.919	36.595	36.573	41.751	241.1	53:40.924	
11	1	1:55.694	36.276	37.023	42.395	240.5	21:33.589	28	1	1:53.523	35.584	36.187	41.752	242.2	55:34.447	
12	1	1:56.948	37.075	37.239	42.634	242.2	23:30.537	29	1	1:54.297	36.109	36.290	41.898	242.7	57:28.744	
13	1	1:56.798	36.462	37.090	43.246	240.0	25:27.335	30	1	1:53.185	35.752	35.920	41.513	242.7	59:21.929	
14	1	1:56.146	36.406	36.876	42.864	243.2	27:23.481	31	1	1:53.167	35.317	36.245	41.605	242.2	1:01:15.096	
15	1	2:06.275 B	36.874	38.132	51.269	235.8	29:29.756	32	1	1:53.674	35.765	36.371	41.538	241.6	1:03:08.770	
16	1	3:58.579	2:38.435	37.041	43.103		33:28.335	43	LR Motorsport 1. David RODRIGO						Ligier JS2 R JS2 R AM	
17	1	1:57.727	37.988	37.166	42.573	235.3	35:26.062	1	1	2:04.917	42.719	38.857	43.341		2:04.917	
18	1	1:55.653	36.135	36.690	42.828	240.0	37:21.715	2	1	1:59.209	37.773	38.064	43.372	240.0	4:04.126	
19	1	1:56.452	36.291	36.993	43.168	239.5	39:18.167	3	1	1:58.077	37.106	37.909	43.062	242.2	6:02.203	
20	1	1:56.136	36.795	36.871	42.470	238.4	41:14.303	4	1	1:57.178	36.825	37.488	42.865	239.5	7:59.381	
21	1	1:56.365	36.318	36.765	43.282	240.0	43:10.668	5	1	1:57.012	36.967	37.452	42.593	241.1	9:56.393	
22	1	1:55.967	36.501	36.958	42.508	238.4	45:06.635	6	1	1:57.040	36.574	37.267	43.199	241.6	11:53.433	
23	1	1:56.173	36.384	36.909	42.880	241.1	47:02.808	7	1	1:56.764	36.495	37.621	42.648	241.6	13:50.197	
24	1	1:56.301	36.177	37.320	42.804	240.0	48:59.109	8	1	1:56.913	36.546	37.319	43.048	242.2	15:47.110	
25	1	1:57.447	36.477	38.103	42.867	242.2	50:56.556	9	1	1:56.131	36.649	37.284	42.198	241.6	17:43.241	
26	1	1:57.901	37.563	37.812	42.526	238.4	52:54.457	10	1	1:56.023	36.193	37.084	42.746	241.1	19:39.264	
27	1	1:57.009	36.287	38.300	42.422	241.1	54:51.466	11	1	1:55.685	36.300	36.876	42.509	242.7	21:34.949	
28	1	1:56.793	36.521	37.681	42.591	243.2	56:48.259	12	1	1:57.410	36.339	38.636	42.435	243.8	23:32.359	
29	1	1:56.330	36.244	37.397	42.689	240.5	58:44.589	13	1	1:56.925	36.314	38.459	42.152	243.8	25:29.284	
30	1	1:56.732	36.439	37.317	42.976	242.7	1:00:41.321	14	1	2:02.720 B	35.992	37.185	49.543	243.8	27:32.004	
31	1	1:56.364	36.352	37.329	42.683	240.5	1:02:37.685	15	1	3:47.278	2:26.261	38.369	42.648		31:19.282	
42	ANS Motorsport 1. Julien LEMOINE							Ligier JS2 R JS2 R AM	16	1	1:56.137	36.333	36.974	42.830	236.3	33:15.419
1	1	2:03.135	41.844	38.488	42.803		2:03.135	17	1	1:57.142	36.282	37.217	43.643	238.4	35:12.561	
2	1	1:56.494	37.071	37.292	42.131	243.8	3:59.629	18	1	1:56.970	36.532	37.211	43.227	240.0	37:09.531	
3	1	1:56.009	36.586	37.287	42.136	244.3	5:55.638	19	1	1:56.528	36.885	37.124	42.519	240.5	39:06.059	
4	1	1:55.488	36.453	36.992	42.043	238.9	7:51.126	20	1	1:56.039	36.411	37.142	42.486	238.9	41:02.098	
5	1	1:56.299	37.014	37.191	42.094	239.5	9:47.425	21	1	1:55.535	36.343	36.916	42.276	240.0	42:57.633	
6	1	1:54.367	36.159	36.450	41.758	240.5	11:41.792	22	1	1:55.044	36.173	36.759	42.112	239.5	44:52.677	
7	1	1:54.186	35.677	36.762	41.747	236.3	13:35.978	23	1	1:55.552	36.221	37.135	42.196	238.9	46:48.229	
8	1	1:54.491	35.857	36.657	41.977	238.9	15:30.469	24	1	1:54.440	35.932	36.355	42.153	239.5	48:42.669	
9	1	1:54.823	35.835	36.743	42.245	238.9	17:25.292	25	1	1:54.882	36.085	36.675	42.122	240.0	50:37.551	
10	1	1:54.275	35.832	36.512	41.931	238.4	19:19.567	26	1	1:55.389	36.064	36.970	42.355	241.6	52:32.940	
11	1	1:55.156	36.377	36.805	41.974	238.4	21:14.723	27	1	1:56.205	36.244	37.300	42.661	240.0	54:29.145	
12	1	1:54.760	35.860	36.478	42.422	240.0	23:09.483	28	1	1:55.767	36.305	37.209	42.253	241.6	56:24.912	
13	1	1:54.124	35.808	36.232	42.084	238.9	25:03.607	29	1	1:55.388	36.065	36.760	42.563	242.2	58:20.300	
14	1	1:54.508	35.756	36.690	42.062	238.9	26:58.115	30	1	1:56.066	36.106	36.351	43.609	240.5	1:00:16.366	
15	1	2:00.952 B	35.806	36.898	48.248	238.9	28:59.067	31	1	1:55.795	36.501	36.858	42.436	242.2	1:02:12.161	



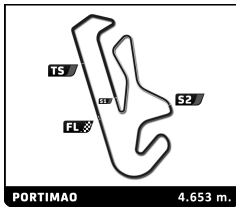
Ligier European Series

Portimao Heat

Race 1

Sector Analysis

Lap under Red Flag											Invalidated Lap	Personal Best	Session Best	B Crossing the pit lane		
Lap	D	Time	Sector 1	Sector 2	Sector 3	T. Spd	Elapsed	Lap	D	Time	Sector 1	Sector 2	Sector 3	T. Spd	Elapsed	
48 Team Virage 1.Mihnea STEFAN							Ligier JS P4 JS P4		15	2	1:55.411 B	34.317	34.570	46.524	252.3	27:39.916
1	1	1:55.477	40.168	35.468	39.841		1:55.477	16	1	3:57.170	2:41.736	35.074	40.360		31:37.086	
2	1	1:47.768	34.295	34.250	39.223	250.6	3:43.245	17	1	1:51.174	34.474	34.972	41.728	252.9	33:28.260	
3	1	1:48.002	33.912	34.705	39.385	259.6	5:31.247	18	1	1:49.917	34.550	34.881	40.486	246.0	35:18.177	
4	1	1:48.074 33.961	34.283	39.830	251.2	7:19.321		19	1	1:49.202	34.054	34.689	40.459	251.2	37:07.379	
5	1	1:47.822	34.176	34.282	39.364	261.5	9:07.143	20	1	1:48.103	33.829	34.488	39.786	252.9	38:55.482	
6	1	1:47.306	33.875	34.289	39.142	251.7	10:54.449	21	1	1:48.549	33.769	34.703	40.077	255.3	40:44.031	
7	1	1:47.056	33.795	34.148	39.113	250.6	12:41.505	22	1	1:48.288	34.212	34.475	39.601	250.0	42:32.319	
8	1	1:47.314	33.858	34.347	39.109	251.2	14:28.819	23	1	1:47.708	33.832	34.741	39.135	251.7	44:20.027	
9	1	1:47.325	33.873	34.128	39.324	251.7	16:16.144	24	1	1:46.798	33.519	34.078	39.201	252.3	46:06.825	
10	1	1:47.002	33.786	34.108	39.108	250.6	18:03.146	25	1	1:47.645	33.655	34.917	39.073	254.7	47:54.470	
11	1	1:47.588	33.903	34.183	39.502	252.3	19:50.734	26	1	1:47.419	33.631	34.354	39.434	251.2	49:41.889	
12	1	1:47.128	33.831	34.069	39.228	252.9	21:37.862	27	1	1:47.322	33.632	34.519	39.171	251.2	51:29.211	
13	1	1:48.007	33.670	35.107	39.230	255.3	23:25.869	28	1	1:48.903	34.680	34.766	39.457	252.3	53:18.114	
14	1	1:47.399	33.584	34.364	39.451	253.5	25:13.268	29	1	1:47.662	33.735	34.621	39.306	255.9	55:05.776	
15	1	1:47.458	33.703	34.207	39.548	252.3	27:00.726	30	1	1:48.398	33.589	34.355	40.454	256.5	56:54.174	
16	1	1:53.062 B	33.667	34.361	45.034	252.3	28:53.788	31	1	1:49.518	33.739	34.930	40.849	255.9	58:43.692	
17	1	4:06.206	2:52.562	34.355	39.289		32:59.994	32	1	1:48.320	34.093	34.432	39.795	250.6	1:00:32.012	
18	1	1:47.570	33.931	34.625	39.014	253.5	34:47.564	33	1	1:47.865	33.850	34.463	39.552	252.3	1:02:19.877	
19	1	1:48.222	34.321	34.258	39.643	253.5	36:35.786									
20	1	1:47.716	34.068	34.313	39.335	252.3	38:23.502									
21	1	1:47.158	33.638	34.260	39.260	252.9	40:10.660									
22	1	1:47.080	33.821	34.217	39.042	253.5	41:57.740									
23	1	1:47.325	33.851	34.166	39.308	253.5	43:45.065									
24	1	1:46.660	33.671	34.168	38.821	253.5	45:31.725									
25	1	1:46.583	33.501	33.865	39.217	253.5	47:18.308									
26	1	1:46.514	33.643	33.852	39.019	254.7	49:04.822									
27	1	1:47.899	33.632	34.935	39.332	255.3	50:52.721									
28	1	1:46.991	33.569	34.011	39.411	251.7	52:39.712									
29	1	1:47.254	33.664	34.116	39.474	254.1	54:26.966									
30	1	1:47.286	33.888	34.183	39.215	251.7	56:14.252									
31	1	1:47.460	33.942	34.212	39.306	255.9	58:01.712									
32	1	1:47.050	33.700	34.162	39.188	252.3	59:48.762									
33	1	1:47.452	33.631	34.404	39.417	252.9	1:01:36.214									
50 Les Deux Arbres 1.Steve ZACCHIA 2.Louis ROSSI							Ligier JS P4 JS P4 P/A		15	2	1:51.759	35.647	35.463	40.649		1:51.759
1	2	1:59.823	40.172	37.721	41.930		1:59.823	16	2	1:49.105	35.100	34.712	39.293	247.1	3:40.864	
2	2	1:51.049	35.084	35.251	40.714	248.3	3:50.872	17	2	1:49.037	34.070	35.188	39.779	251.7	5:29.901	
3	2	1:51.539	35.744	35.431	40.364	248.3	5:42.411	18	2	1:48.259	34.089	34.747	39.423	250.0	7:18.160	
4	2	1:50.695	34.539	35.492	40.664	252.9	7:33.106	19	2	1:49.531 35.972	34.216	39.343	252.9	9:07.691		
5	2	1:49.247	34.359	34.622	40.266	254.7	9:22.353	20	2	1:48.366	34.330	34.670	39.366	259.6	10:56.057	
6	2	1:49.365	34.642	34.478	40.245	252.9	11:11.718	21	2	1:48.259	34.490	34.543	39.226	260.9	12:44.316	
7	2	1:48.493	34.178	34.440	39.875	251.7	13:00.211	22	2	1:48.331	34.215	34.055	39.061	252.3	14:31.647	
8	2	1:48.747	34.215	34.554	39.978	253.5	14:48.958	23	2	1:48.173	33.889	34.865	39.419	251.7	16:19.820	
9	2	1:49.214	34.282	34.359	40.573	252.9	16:38.172	24	2	1:47.598	33.842	34.337	39.419	253.5	18:07.418	
10	2	1:49.437	34.447	34.816	40.174	251.2	18:27.609	25	2	1:47.088	33.767	34.138	39.183	253.5	19:54.506	
11	2	1:49.359	34.502	34.607	40.250	252.3	20:16.968	26	2	1:46.510	33.419	34.139	38.952	255.9	21:41.016	
12	2	1:48.892	34.241	34.635	40.016	252.9	22:05.860	27	2	1:48.100	33.529	34.730	39.841	256.5	23:29.116	
13	2	1:49.610	34.749	34.813	40.048	252.9	23:55.470	28	2	1:47.234	33.591	34.385	39.258	255.3	25:16.350	
14	2	1:49.035	34.349	34.553	40.133	252.9	25:44.505	29	2	1:47.305	33.787	34.326	39.192	255.3	27:03.655	
									30	2	1:47.393	33.625	34.060	39.708	254.7	28:51.048
									31	2	1:47.094	33.903	34.042	39.149	253.5	30:38.142
									32	2	1:52.615 B	33.640	34.071	44.904	253.5	32:30.757
									33	2	4:07.032	2:52.190	34.891	39.951		36:37.789
									34	1	1:48.503	34.385	34.821	39.297	255.9	38:26.292
									35	1	1:49.034	34.039	34.805	40.190	259.6	40:15.326
									36	1	1:48.234	34.544	34.305	39.385	252.3	42:03.560
									37	1	1:47.134	33.980	34.108	39.046	254.1	43:50.694
									38	1	1:46.793	33.712	34.138	38.943	260.2	45:37.487
									39	1	1:46.470	33.557	33.947	38.966	255.3	47:23.957
									40	1	1:46.567	33.626	34.002	38.939	255.3	49:10.524
									41	1	1:46.954	33.864	34.002	39.088	254.1	50:57.478
									42	1	1:49.154	35.885	34.407	38.862	259.0	52:46.632
									43	1	1:46.574	33.649	34.164	38.761	255.3	54:33.206
									44	1	1:46.702	33.397	34.419	38.886	257.1	56:19.908
									45	1	1:46.796	33.419	34.154	39.223	257.8	58:06.704



Ligier European Series

Portimao Heat

Race 1

Sector Analysis

Lap under Red Flag														Invalidated Lap	Personal Best	Session Best	B Crossing the pit lane
Lap	D	Time	Sector 1	Sector 2	Sector 3	T. Spd	Elapsed	Lap	D	Time	Sector 1	Sector 2	Sector 3	T. Spd	Elapsed		
32	1	1:46.598	33.763	34.000	38.835	258.4	59:53.302	13	1	1:56.807	36.627	37.450	42.730	246.6	25:28.157		
33	1	1:46.727	33.345	34.054	39.328	255.9	1:01:40.029	14	1	1:56.086	36.234	37.230	42.622	246.0	27:24.243		
75	RLR MSport 1. Haytham QARAJOULI 2. Ian AGUILERA						Ligier JS P4		15	1	1:57.797	36.941	37.599	43.257	244.3	29:22.040	
1	1	1:52.854	36.901	36.110	39.843		1:52.854	16	1	2:04.163 B	36.459	37.562	50.142	242.7	31:26.203		
2	1	1:49.730	34.757	35.274	39.699	251.7	3:42.584	17	1	3:52.820	2:31.663	38.121	43.036		35:19.023		
3	1	1:49.140	34.173	34.916	40.051	253.5	5:31.724	18	1	1:57.224	37.094	37.791	42.339	243.8	37:16.247		
4	1	1:49.165	34.609	34.984	39.572	254.1	7:20.889	19	1	1:58.814	36.979	37.438	44.397	243.8	39:15.061		
5	1	1:48.576	34.430	34.741	39.405	248.8	9:09.465	20	1	1:56.589	36.801	37.253	42.535	242.7	41:11.650		
6	1	1:48.074	34.192	34.517	39.365	251.7	10:57.539	21	1	1:56.605	36.619	37.153	42.833	243.2	43:08.255		
7	1	1:47.855	34.095	34.483	39.277	250.6	12:45.394	22	1	1:57.346	37.051	37.331	42.964	242.2	45:05.601		
8	1	1:48.149	34.012	34.753	39.384	252.9	14:33.543	23	1	1:56.252	36.753	36.795	42.704	241.6	47:01.853		
9	1	1:48.327	33.867	34.616	39.844	253.5	16:21.870	24	1	1:56.603	36.604	37.160	42.839	242.2	48:58.456		
10	1	1:48.675	34.237	34.827	39.611	250.6	18:10.545	25	1	1:58.363	37.183	38.609	42.571	241.1	50:56.819		
11	1	1:48.462	34.210	34.770	39.482	252.3	19:59.007	26	1	1:56.598	36.960	37.251	42.387	246.0	52:53.417		
12	1	1:48.322	34.247	34.471	39.604	252.3	21:47.329	27	1	1:57.440	36.661	37.288	43.491	242.7	54:50.857		
13	1	1:49.034	34.769	34.650	39.615	252.9	23:36.363	28	1	1:56.965	36.901	37.223	42.841	243.8	56:47.822		
14	1	1:50.739	34.803	35.321	40.615	253.5	25:27.102	29	1	1:55.893	36.309	37.057	42.527	243.2	58:43.715		
15	1	1:54.588 B	34.466	34.714	45.408	250.0	27:21.690	30	1	1:57.193	36.686	37.510	42.997	245.5	1:00:40.908		
16	2	4:08.819	2:53.459	35.490	39.870		31:30.509	31	1	1:56.464	36.475	37.216	42.773	242.7	1:02:37.372		
17	2	1:49.643	35.149	34.799	39.695	248.8	33:20.152										
18	2	1:49.063	34.754	34.566	39.743	248.8	35:09.215										
19	2	1:59.124	34.176	34.414	50.534	247.7	37:08.339										
20	2	1:50.618	36.752	34.447	39.419	215.6	38:58.957										
21	2	1:47.389	33.831	34.188	39.370	250.0	40:46.346										
22	2	1:47.747	33.841	34.239	39.667	252.9	42:34.093										
23	2	1:47.283	34.079	34.130	39.074	249.4	44:21.376										
24	2	1:46.801	33.752	34.032	39.017	252.9	46:08.177										
25	2	1:47.335	33.751	34.352	39.232	253.5	47:55.512										
26	2	1:46.935	33.638	34.235	39.062	252.9	49:42.447										
27	2	1:46.972	33.779	34.101	39.092	255.3	51:29.419										
28	2	1:47.304	33.969	34.099	39.236	258.4	53:16.723										
29	2	1:47.403	34.055	34.062	39.286	250.6	55:04.126										
30	2	1:47.615	33.980	34.223	39.412	248.8	56:51.741										
31	2	1:48.903	33.833	35.525	39.545	252.9	58:40.644										
32	2	1:47.351	33.969	34.067	39.315	250.6	1:00:27.995										
33	2	1:47.733	34.073	34.325	39.335	251.2	1:02:15.728										
86	Les Deux Arbres 1. Jacques NICOLET						Ligier JS2 R		1	1	2:00.610	39.072	38.495	43.043		2:00.610	
2	1	1:58.636	37.451	38.070	43.115	242.7	3:59.246	2	1	1:57.599	36.713	38.266	42.620	240.5	5:56.845		
3	1	1:57.511	37.346	37.624	42.541	242.2	7:54.356	3	1	1:57.368	37.062	37.350	42.956	241.1	9:51.724		
4	1	1:57.368	37.062	37.350	42.956	241.1	11:49.283	4	1	1:57.559	37.326	37.750	42.483	240.0	13:45.510		
5	1	1:57.559	37.326	37.750	42.483	240.0	15:42.459	5	1	1:56.227	36.773	37.163	42.291	240.5	17:39.302		
6	1	1:56.227	36.773	37.163	42.291	240.5	19:35.943	6	1	1:56.949	36.599	37.374	42.976	241.1	21:32.772		
7	1	1:56.949	36.599	37.374	42.976	241.1	23:31.350	7	1	1:56.843	36.864	37.267	42.712	239.5	25:27.102		
8	1	1:56.843	36.864	37.267	42.712	239.5	27:21.690	8	1	1:56.641	36.670	37.461	42.510	242.2	29:15.061		
9	1	1:56.641	36.670	37.461	42.510	242.2	31:07.512	9	1	1:56.829	36.655	37.586	42.588	243.2	33:00.029		
10	1	1:56.829	36.655	37.586	42.588	243.2	35:00.029	10	1	1:58.578	38.158	37.909	42.511	242.2	36:58.587		
11	1	1:58.578	38.158	37.909	42.511	242.2	39:50.029	11	1								
12	1						43:40.029	12	1								