

Ligier European Series

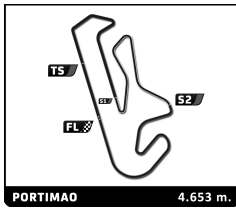
Portimao Heat

Race 2

Sector Analysis

Lap under Red Flag Invalidated Lap Personal Best Session Best Crossing the pit lane

Lap	D	Time	Sector 1	Sector 2	Sector 3	T. Spd	Elapsed	Lap	D	Time	Sector 1	Sector 2	Sector 3	T. Spd	Elapsed		
3	LR Motorsport 1.Simone RICCITELLI 2.Nicola NERI							JS P4	11	TM Evolution 1.Alain GRAND 2.Simon ESCALLIER							JS2 R
								JS P4									JS2 R
	1	2	1:57.051	38.978	36.021	42.052		1:57.051		1	1	1:58.010	36.604	37.277	44.129	236.3	28:54.599
	2	2	1:51.352	34.907	35.278	41.167	248.3	3:48.403		2	1	2:03.631	41.162	37.995	44.474		2:03.631
	3	2	1:51.720	35.821	35.004	40.895	249.4	5:40.123		3	1	2:00.232	37.536	38.229	44.467	237.4	4:03.863
	4	2	1:51.767	35.883	35.334	40.550	248.8	7:31.890		4	1	1:59.316	38.226	37.758	43.332	235.8	6:03.179
	5	2	1:50.309	34.931	35.244	40.134	250.6	9:22.199		5	1	1:58.137	36.945	37.446	43.746	237.4	8:01.316
	6	2	1:50.471	34.928	35.006	40.537	252.9	11:12.670		6	1	1:58.461	37.342	37.930	43.189	238.4	9:59.777
	7	2	1:50.163	34.148	35.498	40.517	252.9	13:02.833		7	1	1:57.716	37.289	37.348	43.079	237.4	11:57.493
	8	2	1:50.007	34.359	34.843	40.805	248.8	14:52.840		8	1	1:56.964	37.034	37.397	42.533	236.8	13:54.457
	9	2	1:50.888	34.472	35.793	40.623	249.4	16:43.728		9	1	1:57.694	37.316	37.148	43.230	237.4	15:52.151
	10	2	1:50.534	34.547	35.152	40.835	250.6	18:34.262		10	1	1:58.152	36.843	37.743	43.566	237.4	17:50.303
	11	2	1:50.641	34.828	35.465	40.348	244.3	20:24.903		11	1	1:58.364	37.039	37.980	43.345	236.8	19:48.667
	12	2	1:50.625	34.882	35.243	40.500	243.2	22:15.528		12	1	2:02.621	39.387	38.819	44.415	234.3	21:51.288
	13	2	1:50.092	34.777	35.192	40.123	244.3	24:05.620		13	1	1:57.734	36.952	37.590	43.192	235.3	23:49.022
	14	2	1:49.789	34.529	35.048	40.212	244.3	25:55.409		14	1	1:57.967	37.105	37.425	43.437	234.8	25:46.989
	15	2	1:56.367 B	34.489	35.393	46.485	245.5	27:51.776		15	1	1:57.733	37.403	37.546	42.784	236.3	27:44.722
	16	1	3:39.395	2:25.209	34.628	39.558		31:31.171		16	1	2:48.072 B	45.723	54.024	1:08.325	235.3	30:32.794
	17	1	1:48.132	34.272	34.570	39.290	244.3	33:19.303		16 Team Virage 1.Gillian HENRION JS P4 JS P4							
	18	1	1:47.984	33.967	34.631	39.386	246.6	35:07.287									
	19	1	2:05.664	34.114	34.405	57.145	247.1	37:12.951									
20	1	2:22.536	40.599	36.925	1:05.012	190.5	39:35.487										
21	1	2:36.931	1:06.181	38.347	52.403		42:12.418										
22	1	1:49.544	35.171	34.076	40.297	236.3	44:01.962										
23	1	1:46.989	33.767	34.067	39.155	243.8	45:48.951										
24	1	1:46.540	33.626	33.939	38.975	249.4	47:35.491										
25	1	1:47.250	33.555	34.418	39.277	253.5	49:22.741										
26	1	1:47.857	33.966	34.385	39.506	257.8	51:10.598										
27	1	1:47.414	33.710	34.261	39.443	256.5	52:58.012										
28	1	1:48.071	33.714	34.311	40.046	255.9	54:46.083										
29	1	1:46.851	33.624	34.009	39.218	248.8	56:32.934										
30	1	1:47.351	33.993	34.075	39.283	253.5	58:20.285										
31	1	1:47.569	33.704	34.391	39.474	251.2	1:00:07.854										
32	1	1:47.238	33.878	34.010	39.350	254.1	1:01:55.092										
33	1	1:47.819	33.963	34.290	39.566	251.2	1:03:42.911										
4	COOL Racing 1.Cédric OLTRAMARE							JS2 R								JS2 R	
								JS2 R									
	1	1	1:59.299	40.117	37.023	42.159		1:59.299									
	2	1	1:56.886	36.618	37.775	42.493	235.8	3:56.185									
	3	1	1:54.814	35.919	37.027	41.868	236.3	5:50.999									
	4	1	1:54.313	35.975	36.553	41.785	235.3	7:45.312									
	5	1	1:54.287	35.972	36.544	41.771	235.8	9:39.599									
	6	1	1:54.495	36.067	36.474	41.954	235.8	11:34.094									
	7	1	1:56.164	36.040	36.769	43.355	235.3	13:30.258									
	8	1	1:55.292	36.632	36.467	42.193	229.3	15:25.550									
	9	1	1:54.348	36.144	36.383	41.821	238.9	17:19.898									
	10	1	1:54.822	35.700	36.463	42.659	237.9	19:14.720									
	11	1	1:55.338	36.556	36.717	42.065	233.8	21:10.058									
	12	1	1:55.273	36.103	36.854	42.316	236.8	23:05.331									
	13	1	1:56.308	37.044	36.993	42.271	236.8	25:01.639									
	14	1	1:54.950	36.357	36.396	42.197	235.3	26:56.589									




Ligier European Series

Portimao Heat

Race 2

Sector Analysis

Lap under Red Flag											Invalidated Lap	Personal Best	Session Best	B Crossing the pit lane	
Lap	D	Time	Sector 1	Sector 2	Sector 3	T. Spd	Elapsed	Lap	D	Time	Sector 1	Sector 2	Sector 3	T. Spd	Elapsed
32	1	1:46.063	33.505	33.623	38.935	247.1	1:01:37.633	13	2	2:06.996	39.030	41.275	46.691	233.3	27:15.625
33	1	1:48.952	35.069	34.341	39.542	250.6	1:03:26.585	14	2	2:16.644 B	38.719	40.402	57.523	231.8	29:32.269
17 Pegasus Racing							JS P4	15							33:11.540
1. Anthony NAHRA							JS P4	16							35:13.389
2. Dimitri ENJALBERT								17							37:46.733
1	1	1:57.393	39.445	36.053	41.895		1:57.393	18	1	2:10.471	44.283	40.370	45.818	159.1	39:57.204
2	1	1:51.237	35.462	35.286	40.489	255.3	3:48.630	19	1	2:18.961	47.060	39.662	52.239	228.8	42:16.165
3	1	1:51.709	36.078	35.252	40.379	256.5	5:40.339	20	1	2:02.692	40.204	38.381	44.107	230.8	44:18.857
4	1	1:50.892	34.689	35.602	40.601	257.8	7:31.231	21	1	1:58.635	37.413	37.888	43.334	230.8	46:17.492
5	1	1:50.578	34.675	35.144	40.759	246.6	9:21.809	22	1	1:59.641	37.378	38.302	43.961	231.8	48:17.133
6	1	1:50.324	34.789	35.107	40.428	243.8	11:12.133	23	1	2:04.243	38.268	40.423	45.552	230.3	50:21.376
7	1	1:49.711	34.467	35.028	40.216	247.7	13:01.844	24	1	2:11.588 B	38.290	40.389	52.909	230.3	52:32.964
8	1	1:50.329	34.648	35.065	40.616	246.0	14:52.173	25	1	2:36.174	1:12.770	38.500	44.904		55:09.138
9	1	1:51.409	34.916	35.518	40.975	246.0	16:43.582	26	1	2:01.159	38.376	38.267	44.516	230.3	57:10.297
10	1	1:51.087	35.360	35.094	40.633	245.5	18:34.669	27	1	1:59.861	37.465	38.261	44.135	229.8	59:10.158
11	1	1:51.012	35.275	35.096	40.641	250.0	20:25.681	28	1	2:01.376	38.164	39.353	43.859	229.3	1:01:11.534
12	1	1:51.815	35.729	35.441	40.645	247.1	22:17.496	29	1	2:03.156	39.860	38.945	44.351	232.8	1:03:14.690
13	1	1:49.762	34.522	34.775	40.465	247.7	24:07.258	30	1	2:03.477	37.960	38.306	47.211	230.8	1:05:18.167
14	1	1:51.047	34.780	35.601	40.666	250.0	25:58.305	23 Monza Garage							JS P4
15	1	1:58.168 B	34.906	35.581	47.681	248.8	27:56.473	1. George KING							JS P4
16	2	3:49.799	2:35.578	34.524	39.697		31:46.272	1	1	1:50.797	35.408	34.949	40.440		1:50.797
17	2	1:47.961	34.042	34.214	39.705	244.9	33:34.233	2	1	1:48.303	34.077	34.588	39.638	248.8	3:39.100
18	2	1:47.784	34.138	34.153	39.493	243.2	35:22.017	3	1	1:48.630	34.758	34.516	39.356	248.3	5:27.730
19	2	2:19.279	34.067	57.467	47.745	245.5	37:41.296	4	1	1:50.099	34.523	36.279	39.297	251.7	7:17.829
20	2	2:02.112	41.862	37.294	42.956	159.1	39:43.408	5	1	1:47.507	33.806	34.437	39.264	258.4	9:05.336
21	2	2:30.011	59.672	38.998	51.341		42:13.419	6	1	1:47.315	33.677	34.253	39.385	255.3	10:52.651
22	2	1:50.347	35.811	34.878	39.658	256.5	44:03.766	7	1	1:48.229	34.045	34.608	39.576	254.7	12:40.880
23	2	1:47.668	33.943	34.090	39.635	250.6	45:51.434	8	1	1:47.471	33.799	34.431	39.241	255.9	14:28.351
24	2	1:47.491	33.837	34.241	39.413	250.6	47:38.925	9	1	1:48.066	34.064	34.423	39.579	258.4	16:16.417
25	2	1:47.443	33.918	34.168	39.357	246.6	49:26.368	10	1	1:52.127	37.947	34.723	39.457	254.7	18:08.544
26	2	1:47.375	33.941	34.105	39.329	250.0	51:13.743	11	1	1:47.988	34.151	34.431	39.406	250.0	19:56.532
27	2	1:47.530	33.819	34.255	39.456	247.1	53:01.273	12	1	1:48.212	34.018	35.054	39.140	248.8	21:44.744
28	2	1:47.847	33.804	33.978	40.065	247.7	54:49.120	13	1	1:48.048	33.847	34.738	39.463	249.4	23:32.792
29	2	1:47.737	33.720	34.415	39.602	248.8	56:36.857	14	1	1:48.690	34.114	34.972	39.604	247.7	25:21.482
30	2	1:48.110	33.809	34.771	39.530	247.7	58:24.967	15	1	1:48.093	33.928	34.363	39.802	246.6	27:09.575
31	2	1:47.557	34.068	34.173	39.316	247.7	1:00:12.524	16	1	1:48.992	34.308	34.983	39.701	250.0	28:58.567
32	2	1:47.885	33.838	34.586	39.461	248.8	1:02:00.409	17	1	1:57.352 B	36.891	35.176	45.285	246.6	30:55.919
33	2	1:47.493	33.855	34.187	39.451	248.3	1:03:47.902	18	1	3:49.129	2:34.539	34.797	39.793		34:45.048
22 Smart Driving							JS2 R	19							36:35.445
1. Bogdan DOBRANICI							JS2 R	20							39:31.804
2. Mihai ZAMFIR								21							42:06.817
1	2	2:10.902	44.411	41.171	45.320		2:10.902	22	1	1:52.270	36.688	35.361	40.221	252.3	43:59.087
2	2	2:05.414	38.866	40.872	45.676	236.8	4:16.316	23	1	1:48.220	33.894	34.630	39.696	254.7	45:47.307
3	2	2:04.534	38.650	40.350	45.534	234.3	6:20.850	24	1	1:47.541	34.187	34.197	39.157	250.6	47:34.848
4	2	2:04.542	38.819	40.348	45.375	234.3	8:25.392	25	1	1:47.652	33.853	34.233	39.566	252.3	49:22.500
5	2	2:04.666	38.897	39.740	46.029	233.3	10:30.058	26	1	1:47.708	33.880	34.285	39.543	252.3	51:10.208
6	2	2:05.633	39.138	40.179	46.316	230.3	12:35.691	27	1	1:47.395	33.769	34.364	39.262	254.7	52:57.603
7	2	2:10.973	42.316	41.662	46.995	231.3	14:46.664	28	1	1:51.902	33.980	35.038	42.884	252.9	54:49.505
8	2	2:07.010	38.991	42.473	45.546	233.3	16:53.674	29	1	1:48.088	34.103	34.416	39.569	254.7	56:37.593
9	2	2:04.547	38.882	40.148	45.517	232.8	18:58.221	30	1	1:48.068	33.686	34.859	39.523	252.9	58:25.661
10	2	2:03.219	38.850	39.426	44.943	232.3	21:01.440	31	1	1:47.825	33.788	34.319	39.718	251.7	1:00:13.486
11	2	2:03.046	38.954	39.210	44.882	231.3	23:04.486	32	1	1:47.964	33.824	34.653	39.487	252.3	1:02:01.450
12	2	2:04.143	39.244	39.357	45.542	230.3	25:08.629								



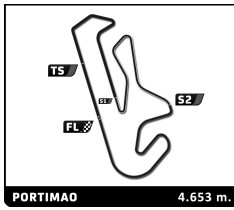
Ligier European Series

Portimao Heat

Race 2

Sector Analysis

Lap under Red Flag							Invalidated Lap		Personal Best	Session Best	B Crossing the pit lane				
Lap	D	Time	Sector 1	Sector 2	Sector 3	T. Spd	Elapsed	Lap	D	Time	Sector 1	Sector 2	Sector 3	T. Spd	Elapsed
25 TM Evolution							JS2 R								
1. Bruno CHAUDET							JS2 R								
2. Freddy MENANTEAU															
1	2	2:04.059	42.252	38.333	43.474		2:04.059	17	2	1:58.647 B	35.650	35.363	47.634	244.3	31:45.324
2	2	1:59.915	37.617	38.229	44.069	236.3	4:03.974	18	1	3:32.261	2:15.912	35.588	40.761		35:17.585
3	2	1:56.664	37.113	37.047	42.504	234.3	6:00.638	19	1	2:23.581	35.257	1:00.394	47.930	245.5	37:41.166
4	2	1:56.630	36.835	37.257	42.538	236.3	7:57.268	20	1	2:01.733	41.662	37.437	42.634	163.1	39:42.899
5	2	1:56.638	36.509	37.127	43.002	236.8	9:53.906	21	1	2:30.315	59.633	39.238	51.444		42:13.214
6	2	1:57.848	37.942	37.419	42.487	236.3	11:51.754	22	1	1:54.914	37.652	36.014	41.248	246.0	44:08.128
7	2	1:56.217	36.430	36.977	42.810	238.4	13:47.971	23	1	2:01.589	43.963	35.728	41.898	246.0	46:09.717
8	2	1:57.134	37.553	37.059	42.522	236.3	15:45.105	24	1	1:51.163	34.878	35.709	40.576	243.8	48:00.880
9	2	1:56.498	36.443	37.391	42.664	237.4	17:41.603	25	1	1:51.832	35.277	35.394	41.161	251.7	49:52.712
10	2	1:57.525	37.166	37.073	43.286	236.3	19:39.128	26	1	2:00.377 B	34.854	37.099	48.424	248.8	51:53.089
11	2	2:00.625	37.358	38.099	45.168	237.4	21:39.753	27	1	2:15.114	58.805	35.873	40.436		54:08.203
12	2	2:06.699 B	38.062	37.918	50.719	217.7	23:46.452	28	1	1:50.855	34.912	35.377	40.566	244.9	55:59.058
13	2	2:21.239	59.619	37.726	43.894		26:07.691	29	1	1:51.219	34.981	35.338	40.900	246.0	57:50.277
14	2	2:05.825 B	37.625	37.438	50.762	234.8	28:13.516	30	1	1:50.768	34.859	35.354	40.555	246.0	59:41.045
15	1	3:58.065	2:35.890	38.770	43.405		32:11.581	31	1	1:51.153	35.060	35.389	40.704	247.1	1:01:32.198
16	1	2:00.505	37.100	38.773	44.632	232.8	34:12.086	32	1	1:50.673	35.079	35.704	39.890	244.3	1:03:22.871
17	1	2:01.984	38.572	39.631	43.781	214.7	36:14.070	33	1	1:51.050	35.038	35.506	40.506	245.5	1:05:13.921
18	1	3:13.302	59.924	56.068	1:17.310	160.2	39:27.372								
19	1	2:37.554	1:02.086	39.748	55.720		42:04.926								
20	1	1:58.864	38.282	37.889	42.693	234.3	44:03.790								
21	1	1:56.233	36.290	37.176	42.767	236.3	46:00.023								
22	1	1:56.735	36.490	37.388	42.857	235.3	47:56.758								
23	1	1:57.961	37.187	37.066	43.708	233.3	49:54.719								
24	1	1:56.768	36.660	37.231	42.877	236.8	51:51.487								
25	1	1:56.197	36.547	37.134	42.516	235.3	53:47.684								
26	1	1:57.040	36.847	37.171	43.022	233.8	55:44.724								
27	1	1:57.153	37.006	37.473	42.674	234.8	57:41.877								
28	1	1:57.072	37.296	37.337	42.439	233.3	59:38.949								
29	1	1:56.421	36.470	37.289	42.662	234.3	1:01:35.370								
30	1	1:56.770	36.715	37.272	42.783	234.8	1:03:32.140								
33 Les Deux Arbres							JS P4								
1. Jacques NICOLET							JS P4								
2. Louis ROSSI															
1	2	1:57.251	38.559	36.168	42.524		1:57.251	17	1	1:53.896	36.049	36.020	41.827	235.8	47:49.773
2	2	1:53.006	36.215	35.720	41.071	250.6	3:50.257	18	1	1:54.055	35.915	36.064	42.076	238.9	36:28.414
3	2	1:50.850	35.077	35.188	40.585	252.9	5:41.107	19	1	3:00.381	46.709	55.966	1:17.706	237.9	39:28.795
4	2	1:50.969	35.255	35.337	40.377	256.5	7:32.076	20	1	2:36.438	1:01.995	39.071	55.372		42:05.233
5	2	1:51.435	35.292	35.820	40.323	256.5	9:23.511	21	1	1:56.881	36.734	36.482	43.665	238.9	44:02.114
6	2	1:49.688	34.534	34.949	40.205	251.2	11:13.199	22	1	1:53.763	35.901	36.023	41.839	239.5	45:55.877
7	2	1:50.731	34.721	35.466	40.544	255.9	13:03.930	23	1	1:53.896	36.049	36.020	41.827	235.8	47:49.773
8	2	1:49.776	34.965	34.707	40.104	252.9	14:53.706	24	1	1:54.771	36.289	36.208	42.274	236.8	49:44.544
9	2	1:50.402	34.787	35.222	40.393	253.5	16:44.108	25	1	1:53.530	35.757	35.777	41.996	236.3	51:38.074
10	2	1:50.851	35.224	35.189	40.438	253.3	18:34.959	26	1	1:53.483	35.772	36.025	41.686	237.9	53:31.557
11	2	1:50.832	35.387	35.173	40.272	258.4	20:25.791	27	1	1:53.753	35.709	36.041	42.003	236.8	55:25.310
12	2	1:50.544	35.068	34.910	40.566	248.8	22:16.335	28	1	1:54.147	35.786	36.269	42.092	236.8	57:19.457
13	2	1:50.246	34.889	34.928	40.429	251.7	24:06.581	29	1	1:53.755	35.804	36.069	41.882	238.9	59:13.212
14	2	1:49.721	34.911	34.727	40.083	250.0	25:56.302	30	1	1:53.898	35.702	36.193	42.003	237.9	1:01:07.110
15	2	1:50.415	34.416	35.116	40.883	250.6	27:46.717	31	1	1:53.949	35.820	35.878	42.251	239.5	1:03:01.059
16	2	1:59.960	41.665	37.011	41.284	248.3	29:46.677	32	1	1:53.811	35.733	35.819	42.259	238.9	1:04:54.870



Ligier European Series

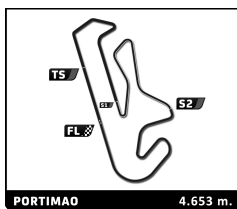
Portimao Heat

Race 2

Sector Analysis

Lap under Red Flag Invalidated Lap Personal Best Session Best B Crossing the pit lane

Lap	D	Time	Sector 1	Sector 2	Sector 3	T. Spd	Elapsed	Lap	D	Time	Sector 1	Sector 2	Sector 3	T. Spd	Elapsed
43 Team Virage JS P4 1. Bernardo PINHEIRO JS P4 2. José Maria MARREIROS								15 1 1:49.587 34.167 35.427 39.993 250.0 27:06.172 16 1 1:54.251 B 34.655 34.463 45.133 252.9 29:00.423 17 1 3:50.585 2:36.261 34.632 39.692 32:51.008 18 1 1:48.391 34.507 34.107 39.777 251.7 34:39.399 19 1 1:51.631 34.943 34.138 42.550 254.1 36:31.030 20 1 2:59.173 46.060 55.293 1:17.820 213.4 39:30.203 21 1 2:35.532 1:03.601 37.669 54.262 42:05.735 22 1 1:49.009 35.272 34.563 39.174 250.6 43:54.744 23 1 1:47.620 33.906 34.192 39.522 256.5 45:42.364 24 1 1:48.891 34.839 34.377 39.675 250.6 47:31.255 25 1 1:47.731 33.998 34.282 39.451 256.5 49:18.986 26 1 1:49.293 35.390 34.302 39.601 252.3 51:08.279 27 1 1:47.455 33.671 34.182 39.602 249.4 52:55.734 28 1 1:48.377 34.450 34.478 39.449 250.0 54:44.111 29 1 1:47.674 33.975 34.278 39.421 250.6 56:31.785 30 1 1:47.462 34.070 34.029 39.363 255.3 58:19.247 31 1 1:47.935 34.065 34.422 39.448 251.7 1:00:07.182 32 1 1:47.029 33.681 34.104 39.244 252.9 1:01:54.211 33 1 1:47.908 34.106 34.365 39.437 252.3 1:03:42.119							
44 Smart Driving JS P4 1. Mihnea STEFAN JS P4								50 Les Deux Arbres JS P4 1. Raymond NARAC JS P4 2. Raphaël NARAC							
1	2	1:55.079	37.591	35.658	41.830		1:55.079	1	2	1:52.345	37.055	35.301	39.989		1:52.345
2	2	1:50.793	34.652	35.297	40.844	251.2	3:45.872	2	2	1:48.957	34.498	34.794	39.665	254.7	3:41.302
3	2	1:50.007	34.520	35.175	40.312	249.4	5:35.879	3	2	1:48.887	34.183	34.938	39.766	257.1	5:30.189
4	2	1:50.418	34.311	35.846	40.261	251.7	7:26.297	4	2	1:48.876	33.907	35.075	39.894	255.9	7:19.065
5	2	1:49.475	34.456	34.898	40.121	252.9	9:15.772	5	2	1:48.864	34.089	34.935	39.840	254.1	9:07.929
6	2	1:49.629	34.522	34.915	40.192	251.2	11:05.401	6	2	1:48.261	34.182	34.415	39.664	253.5	10:56.190
7	2	1:49.191	34.131	34.846	40.214	251.2	12:54.592	7	2	1:48.254	33.874	34.359	40.021	253.5	12:44.444
8	2	1:50.073	34.332	34.954	40.787	250.0	14:44.665	8	2	1:49.421	34.421	35.163	39.837	251.2	14:33.865
9	2	1:49.409	34.248	35.047	40.114	248.8	16:34.074	9	2	1:48.768	33.943	34.749	40.076	252.3	16:22.633
10	2	1:48.757	34.041	34.774	39.942	247.7	18:22.831	10	2	1:50.317	34.314	34.671	41.332	250.0	18:12.950
11	2	1:49.439	34.421	34.903	40.115	249.4	20:12.270	11	2	1:49.351	34.259	34.916	40.176	254.1	20:02.301
12	2	1:59.218	43.083	35.555	40.580	248.3	22:11.488	12	2	1:49.236	34.331	34.505	40.400	250.6	21:51.537
13	2	1:58.950 B	34.799	35.251	48.900	247.1	24:10.438	13	2	1:49.573	34.485	34.641	40.447	250.0	23:41.110
14	2	2:15.494	59.033	35.553	40.908		26:25.932	14	2	1:50.127	34.716	34.832	40.579	247.7	25:31.237
15	2	1:50.801	34.918	35.188	40.695	244.3	28:16.733	15	2	1:58.335 B	35.020	34.930	48.385	248.8	27:29.572
16	2	1:58.675 B	34.831	35.653	48.191	244.3	30:15.408	16	1	3:31.499	2:15.750	35.327	40.422		31:01.071
17	1	3:53.504	2:35.343	36.968	41.193		34:08.912	17	1	1:50.971	35.988	34.836	40.147	243.2	32:52.042
18	1	1:51.135	35.031	35.249	40.855	244.3	36:00.047	18	1	1:50.517	35.789	34.197	40.531	252.3	34:42.559
19	1	1:51.625	35.619	35.444	40.562	236.3	37:51.672	19	1	1:51.362	34.826	34.934	41.602	247.1	36:33.921
20	1	2:06.627	40.799	40.654	45.174	214.7	39:58.299	20	1	2:57.271	44.483	54.966	1:17.822	244.3	39:31.192
21	1	2:18.384	47.400	39.766	51.218	198.9	42:16.683	21	1	2:35.272	1:04.041	37.006	54.225		42:06.464
22	1	1:51.923	35.868	35.584	40.471	242.2	44:08.606	22	1	1:54.522	36.316	36.759	41.447	250.6	44:00.986
23	1	1:51.556	35.689	35.295	40.572	254.1	46:00.162	23	1	1:50.347	34.654	35.075	40.618	246.0	45:51.333
24	1	1:49.910	34.612	35.037	40.261	245.5	47:50.072	24	1	1:50.645	35.345	34.677	40.623	232.3	47:41.978
25	1	1:50.834	34.956	35.135	40.743	252.3	49:40.906	25	1	2:14.478 B	34.670	43.777	56.031	246.6	49:56.456
26	1	1:49.766	34.597	35.199	39.970	246.6	51:30.672	26	2	2:55.285	1:40.465	35.215	39.605		52:51.741
27	1	1:49.112	34.512	34.768	39.832	246.0	53:19.784	27	2	1:48.815	34.565	34.716	39.534	245.5	54:40.556
28	1	1:49.379	34.324	35.006	40.049	246.6	55:09.163	28	2	1:48.084	34.066	34.280	39.738	247.7	56:28.640
29	1	1:50.232	34.184	35.726	40.322	246.6	56:59.395	29	2	1:48.366	33.950	34.522	39.894	248.3	58:17.006
30	1	1:48.711	34.263	34.859	39.589	250.0	58:48.106	30	2	1:47.940	33.884	34.162	39.894	247.1	1:00:04.946
31	1	1:48.701	34.323	34.752	39.626	247.7	1:00:36.807	31	2	1:48.531	34.367	34.708	39.456	246.6	1:01:53.477
32	1	1:48.908	34.256	34.641	40.011	248.8	1:02:25.715								
33	1	1:50.359	34.592	35.175	40.592	245.5	1:04:16.074								



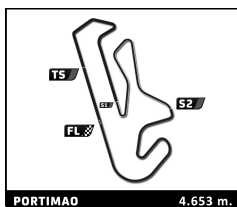
Ligier European Series

Portimao Heat

Race 2

Sector Analysis

								Lap under Red Flag		Invalidated Lap		Personal Best		Session Best		B Crossing the pit lane	
Lap	D	Time	Sector 1	Sector 2	Sector 3	T. Spd	Elapsed	Lap	D	Time	Sector 1	Sector 2	Sector 3	T. Spd	Elapsed		
32	2	1:47.995	33.961	34.535	39.499	246.6	1:03:41.472	14	1	1:56.250	36.529	36.954	42.767	236.8	27:03.613		
53	M Racing						JS P4	15	1	2:06.725 B	37.545	38.507	50.673	235.3	29:10.338		
	1.Natan BIHEL						JS P4	16	1	5:45.047	4:25.256	37.234	42.557		34:55.385		
1	1	1:51.261	35.971	34.591	40.699		1:51.261	17	1	2:16.344	36.887	37.768	1:01.689	235.8	37:11.729		
2	1	1:48.911	35.009	34.248	39.654	254.1	3:40.172	18	1	2:22.290	39.012	38.043	1:05.235	225.0	39:34.019		
3	1	1:48.538	34.455	34.549	39.534	254.7	5:28.710	19	1	2:38.199	1:05.710	38.434	54.055		42:12.218		
4	1	1:48.680	33.797	35.590	39.293	255.9	7:17.390	20	1	1:59.853	38.680	38.112	43.061	234.8	44:12.071		
5	1	1:46.992	33.651	34.036	39.305	251.7	9:04.382	21	1	1:59.968	36.801	37.337	45.830	235.8	46:12.039		
6	1	1:47.388	33.736	34.297	39.355	254.1	10:51.770	22	1	1:57.269	37.182	37.073	43.014	228.8	48:09.308		
7	1	1:48.340	34.501	34.325	39.514	256.5	12:40.110	23	1	1:57.849	36.879	37.811	43.159	236.3	50:07.157		
8	1	1:47.992	33.849	34.334	39.809	253.5	14:28.102	24	1	2:05.393 B	37.604	37.647	50.142	233.8	52:12.550		
9	1	1:47.688	34.023	34.021	39.644	251.2	16:15.790	25	1	2:20.657	1:00.455	37.144	43.058		54:33.207		
10	1	1:47.990	34.255	34.250	39.485	252.3	18:03.780	26	1	1:57.764	36.626	37.154	43.984	235.3	56:30.971		
11	1	1:47.867	33.692	34.255	39.920	252.9	19:51.647	27	1	1:59.214	37.790	38.068	43.356	233.8	58:30.185		
12	1	1:48.386	33.963	34.611	39.812	255.3	21:40.033	28	1	1:57.371	36.929	37.263	43.179	234.3	1:00:27.556		
13	1	1:48.587	33.938	34.991	39.658	252.9	23:28.620	29	1	1:58.661	36.871	37.139	44.651	233.8	1:02:26.217		
14	1	1:48.388	34.223	34.467	39.698	250.0	25:17.008	30	1	1:58.419	37.062	37.741	43.616	234.8	1:04:24.636		
15	1	1:50.759	34.173	35.364	41.222	254.1	27:07.767	75	RLR MSport						JS2 R		
16	1	1:53.591 B	34.199	34.779	44.613	246.6	29:01.358		1.Haytham QARAJOULI						JS2 R		
17	1	3:49.064	2:34.434	34.369	40.261		32:50.422		2.Martin RICH								
18	1	1:48.706	34.541	34.359	39.806	243.8	34:39.128	1	2	2:02.858	41.419	38.282	43.157		2:02.858		
19	1	1:50.072	34.866	34.309	40.897	246.6	36:29.200	2	2	1:56.754	36.619	37.102	43.033	235.8	3:59.612		
20	1	3:00.277	47.253	55.174	1:17.850	234.3	39:29.477	3	2	1:56.412	36.257	37.052	43.103	235.3	5:56.024		
21	1	2:35.912	1:02.662	38.475	54.775		42:05.389	4	2	1:55.862	36.269	37.034	42.559	236.3	7:51.886		
22	1	1:48.910	34.549	34.585	39.776	245.5	43:54.299	5	2	1:55.718	36.137	37.232	42.349	235.3	9:47.604		
23	1	1:47.914	33.954	34.253	39.707	246.0	45:42.213	6	2	1:54.957	35.951	36.800	42.206	236.3	11:42.561		
24	1	1:48.567	34.690	34.294	39.583	245.5	47:30.780	7	2	1:55.128	36.200	36.803	42.125	235.8	13:37.689		
25	1	1:48.060	34.001	34.430	39.629	246.6	49:18.840	8	2	1:56.292	36.405	37.443	42.444	235.8	15:33.981		
26	1	1:50.019	35.928	34.491	39.600	246.6	51:08.859	9	2	1:55.580	36.227	37.018	42.335	237.9	17:29.561		
27	1	1:47.359	33.577	34.173	39.609	251.7	52:56.218	10	2	1:55.377	36.298	37.059	42.020	236.8	19:24.938		
28	1	1:50.229	34.070	34.683	41.476	251.2	54:46.447	11	2	1:54.704	36.134	36.531	42.039	237.9	21:19.642		
29	1	1:47.713	33.742	34.412	39.559	255.9	56:34.160	12	2	1:56.469	36.357	37.043	43.069	236.3	23:16.111		
30	1	1:48.350	34.303	34.637	39.410	252.3	58:22.510	13	2	1:54.984	36.222	36.776	41.986	237.9	25:11.095		
31	1	1:47.336	33.841	34.070	39.425	249.4	1:00:09.846	14	2	1:56.791	36.732	36.989	43.070	236.8	27:07.886		
32	1	1:47.347	33.805	34.065	39.477	251.2	1:01:57.193	15	2	2:03.237 B	36.160	37.204	49.873	237.9	29:11.123		
33	1	1:47.932	33.881	34.085	39.966	249.4	1:03:45.125	16	1	3:52.577	2:33.870	36.847	41.860		33:03.700		
69	M Racing						JS2 R	17	1	1:54.366	36.159	36.787	41.420	238.9	34:58.066		
	1.Laurent MILLARA						JS2 R	18	1	2:14.102	36.772	37.034	1:00.296	236.8	37:12.168		
1	1	2:01.123	40.844	37.593	42.686		2:01.123	19	1	2:22.794	39.925	38.002	1:04.867	208.1	39:34.962		
2	1	1:55.707	36.284	37.078	42.345	238.4	3:56.830	20	1	2:37.401	1:06.112	38.556	52.733		42:12.363		
3	1	1:55.522	36.455	37.001	42.066	235.8	5:52.352	21	1	1:55.684	37.204	36.858	41.622	234.3	44:08.047		
4	1	1:55.207	36.179	37.032	41.996	237.4	7:47.559	22	1	1:54.803	36.452	36.746	41.605	235.8	46:02.850		
5	1	1:55.152	36.101	36.815	42.236	237.4	9:42.711	23	1	1:54.080	35.910	36.327	41.843	236.8	47:56.930		
6	1	1:55.189	36.348	36.734	42.107	238.4	11:37.900	24	1	1:53.814	35.999	36.285	41.530	237.9	49:50.744		
7	1	1:55.315	36.176	36.755	42.384	238.9	13:33.215	25	1	1:54.496	36.043	36.659	41.794	238.4	51:45.240		
8	1	1:55.255	36.244	36.738	42.273	237.9	15:28.470	26	1	1:53.408	35.769	36.223	41.416	238.4	53:38.648		
9	1	1:55.584	36.281	36.750	42.553	237.9	17:24.054	27	1	1:53.686	35.993	36.266	41.427	238.9	55:32.334		
10	1	1:55.405	36.230	36.841	42.334	236.3	19:19.459	28	1	1:53.490	35.786	36.178	41.526	237.9	57:25.824		
11	1	1:55.526	36.230	36.986	42.310	236.3	21:14.985	29	1	1:54.201	35.742	36.806	41.653	238.4	59:20.025		
12	1	1:55.658	36.359	36.868	42.431	236.3	23:10.643	30	1	1:53.737	35.924	36.423	41.390	238.4	1:01:13.762		
13	1	1:56.720	36.584	37.012	43.124	235.3	25:07.363	31	1	1:53.831	35.827	36.261	41.743	236.8	1:03:07.593		
								32	1	1:54.022	35.837	36.301	41.884	238.9	1:05:01.615		



Ligier European Series

Portimao Heat

Race 2

PORTIMAO 4.653 m. Sector Analysis

Lap under Red Flag Invalidated Lap Personal Best Session Best B Crossing the pit lane

Lap	D	Time	Sector 1	Sector 2	Sector 3	T. Spd	Elapsed	Lap	D	Time	Sector 1	Sector 2	Sector 3	T. Spd	Elapsed
85		Smart Driving					JS P4	15	1	2:03.198 B	36.580	37.343	49.275	235.8	29:23.855
		1.Andrei VAJDA					JS P4	16	1	3:40.913	2:20.873	37.794	42.246		33:04.768
1	1	2:00.098	42.145	37.167	40.786		2:00.098	17	1	2:01.712 B	36.361	36.862	48.489	236.8	35:06.480
2	1	1:48.748	34.806	34.313	39.629	255.9	3:48.846	18	1	2:40.713	59.602	50.190	50.921		37:47.193
3	1	1:47.881	34.247	34.571	39.063	257.8	5:36.727	19	1	2:10.830	44.614	40.326	45.890	161.0	39:58.023
4	1	1:47.964	33.731	34.906	39.327	256.5	7:24.691	20	1	2:18.477	46.729	39.626	52.122	232.3	42:16.500
5	1	1:47.337	33.850	34.330	39.157	252.9	9:12.028	21	1	1:56.467	37.635	36.692	42.140	232.8	44:12.967
6	1	1:47.651	33.800	34.413	39.438	253.5	10:59.679	22	1	1:57.491	36.552	36.960	43.979	237.4	46:10.458
7	1	1:47.885	34.194	34.513	39.178	253.5	12:47.564	23	1	1:55.877	36.702	36.561	42.614	235.8	48:06.335
8	1	1:48.849	33.971	35.550	39.328	252.9	14:36.413	24	1	1:56.147	37.252	36.685	42.210	233.8	50:02.482
9	1	1:47.086	33.788	34.170	39.128	254.1	16:23.499	25	1	1:55.472	36.745	36.659	42.068	234.3	51:57.954
10	1	1:48.555	33.670	34.658	40.227	254.7	18:12.054	26	1	1:56.482	36.801	37.103	42.578	235.3	53:54.436
11	1	1:48.100	34.068	34.615	39.417	252.3	20:00.154	27	1	1:55.753	36.818	36.695	42.240	233.8	55:50.189
12	1	1:48.256	34.068	34.712	39.476	250.0	21:48.410	28	1	1:55.364	36.665	36.757	41.942	236.3	57:45.553
13	1	1:48.444	33.867	34.539	40.038	252.3	23:36.854	29	1	1:55.276	36.675	36.597	42.004	235.8	59:40.829
14	1	1:48.226	34.088	34.463	39.675	248.8	25:25.080	30	1	1:55.682	36.974	36.676	42.032	235.8	1:01:36.511
15	1	1:47.622	33.815	34.459	39.348	251.2	27:12.702	31	1	1:57.834	37.629	37.474	42.731	231.3	1:03:34.345
16	1	1:49.137	34.073	34.629	40.435	252.3	29:01.839								
17	1	1:56.279 B	35.012	34.801	46.466	250.0	30:58.118	96		CTF Performance					JS2 R
18	1	3:48.307	2:34.474	34.113	39.720		34:46.425			1.Fabien DELAPLACE					JS2 R
19	1	1:50.518	33.925	34.351	42.242	253.5	36:36.943			2.Laurent PIGUET					
20	1	2:55.177	43.059	54.958	1:17.160	247.7	39:32.120	1	2	2:04.128	41.689	38.531	43.908		2:04.128
21	1	2:35.762	1:05.869	36.498	53.395		42:07.882	2	2	1:58.896	37.436	38.173	43.287	238.4	4:03.024
22	1	1:50.744	35.404	35.302	40.038	251.7	43:58.626	3	2	1:55.340	36.264	36.975	42.101	235.3	5:58.364
23	1	1:47.975	34.023	34.398	39.554	247.1	45:46.601	4	2	1:54.956	36.073	37.031	41.852	235.3	7:53.320
24	1	1:47.396	33.738	34.311	39.347	247.1	47:33.997	5	2	1:55.158	36.081	37.134	41.943	236.3	9:48.478
25	1	1:47.597	33.902	34.425	39.270	250.6	49:21.594	6	2	1:55.207	36.242	37.008	41.957	236.3	11:43.685
26	1	1:47.826	33.995	34.363	39.468	250.6	51:09.420	7	2	1:55.213	36.443	36.951	41.819	236.3	13:38.898
27	1	1:47.336	33.742	34.245	39.349	255.3	52:56.756	8	2	1:55.571	35.866	37.264	42.441	236.8	15:34.469
28	1	2:13.065	34.007	34.341	1:04.717	256.5	55:09.821	9	2	1:55.665	36.196	37.170	42.299	236.8	17:30.134
29	1	1:48.745	34.019	35.169	39.557	252.9	56:58.566	10	2	1:55.385	36.158	37.186	42.041	235.8	19:25.519
30	1	1:47.591	33.937	34.272	39.382	248.8	58:46.157	11	2	1:54.605	36.000	36.883	41.722	235.8	21:20.124
31	1	1:47.794	34.078	34.260	39.456	247.7	1:00:33.951	12	2	1:56.470	36.396	37.835	42.239	236.3	23:16.594
32	1	1:48.614	34.002	34.517	40.095	250.6	1:02:22.565	13	2	1:55.594	36.467	37.099	42.028	235.8	25:12.188
33	1	1:47.492	33.890	34.176	39.426	247.1	1:04:10.057	14	2	2:03.984 B	36.655	37.324	50.005	237.9	27:16.172
								15	1	3:38.103	2:17.221	37.711	43.171		30:54.275
								16	1	1:57.053	37.694	36.811	42.548	234.3	32:51.328
								17	1	1:56.847	36.862	36.930	43.055	238.4	34:48.175
								18	1	1:57.524	36.479	37.755	43.290	237.4	36:45.699
								19	1	2:47.773	38.258	52.167	1:17.348	219.1	39:33.472
								20	1	2:37.609	1:05.292	37.848	54.469		42:11.081
								21	1	1:56.716	36.863	37.352	42.501	235.3	44:07.797
								22	1	1:56.982	37.753	37.101	42.128	236.8	46:04.779
								23	1	1:55.476	36.534	36.479	42.463	237.4	48:00.255
								24	1	1:55.532	36.994	36.616	41.922	236.8	49:55.787
								25	1	2:02.789 B	36.334	37.295	49.160	238.4	51:58.576
								26	1	2:18.904	59.692	37.219	41.993		54:17.480
								27	1	1:55.825	36.618	37.046	42.161	233.8	56:13.305
								28	1	1:55.944	36.638	37.312	41.994	234.3	58:09.249
								29	1	1:57.852	37.311	37.435	43.106	236.3	1:00:07.101
								30	1	1:59.007	37.959	38.328	42.720	237.4	1:02:06.108
								31	1	1:58.834	37.331	37.577	43.926	234.3	1:04:04.942

Lap	D	Time	Sector 1	Sector 2	Sector 3	T. Spd	Elapsed
95		CTF Performance					JS2 R
		1.Gilles PORET					JS2 R
1	1	2:04.290	42.098	39.001	43.191		2:04.290
2	1	1:59.763	37.608	38.377	43.778	224.5	4:04.053
3	1	1:56.897	37.778	37.176	41.943	237.4	6:00.950
4	1	1:56.553	36.690	37.612	42.251	236.8	7:57.503
5	1	1:56.482	36.575	37.192	42.715	236.3	9:53.985
6	1	1:58.040	38.093	37.817	42.130	236.8	11:52.025
7	1	1:56.096	36.435	37.199	42.462	235.3	13:48.121
8	1	1:55.628	36.701	36.783	42.144	236.8	15:43.749
9	1	1:55.920	36.360	36.863	42.697	237.4	17:39.669
10	1	1:56.237	36.494	36.845	42.898	232.8	19:35.906
11	1	1:57.134	37.367	36.962	42.805	234.3	21:33.040
12	1	1:55.767	36.713	36.683	42.371	234.3	23:28.807
13	1	1:56.212	36.590	37.372	42.250	235.8	25:25.019
14	1	1:55.638	36.675	36.733	42.230	237.4	27:20.657