

Ligier European Series

Portimao Heat


Race 1

PORTIMAO 4.653 m.

Sector Analysis

Lap under Red Flag Invalidated Lap Personal Best Session Best Crossing the pit lane

Lap	D	Time	Sector 1	Sector 2	Sector 3	T. Spd	Elapsed	Lap	D	Time	Sector 1	Sector 2	Sector 3	T. Spd	Elapsed
3 LR Motorsport JS P4 1.Simone RICCITELLI JS P4 2.Nicola NERI								14	1	1:54.344	36.093	36.176	42.075	237.9	26:49.066
1	1	1:53.206	36.865	36.341	40.000		1:53.206	15	1	1:54.483	35.702	36.602	42.179	238.4	28:43.549
2	1	1:49.313	34.558	34.916	39.839	255.3	3:42.519	16	1	1:54.462	35.681	36.949	41.832	236.3	30:38.011
3	1	1:47.815	34.042	34.440	39.333	257.1	5:30.334	17	1	2:01.258 B	35.830	36.462	48.966	237.9	32:39.269
4	1	1:49.521	34.374	35.541	39.606	254.7	7:19.855	18	1	3:53.138	2:35.034	36.321	41.783		36:32.407
5	1	1:48.014	34.172	34.343	39.499	251.7	9:07.869	19	1	1:53.857	35.711	36.094	42.052	235.3	38:26.264
6	1	1:47.835	33.942	34.601	39.292	256.5	10:55.704	20	1	1:55.054	36.958	36.353	41.743	236.3	40:21.318
7	1	1:47.513	33.733	34.179	39.601	256.5	12:43.217	21	1	1:53.572	35.483	36.139	41.950	236.8	42:14.890
8	1	1:47.901	33.875	34.337	39.689	256.5	14:31.118	22	1	1:54.128	36.000	36.185	41.943	237.4	44:09.018
9	1	1:49.583	34.209	35.467	39.907	256.5	16:20.701	23	1	1:54.219	35.672	36.173	42.374	236.8	46:03.237
10	1	1:49.284	34.195	35.298	39.791	247.7	18:09.985	24	1	1:54.304	35.830	36.205	42.269	235.8	47:57.541
11	1	1:48.400	33.944	34.858	39.598	256.5	19:58.385	25	1	2:01.375 B	36.383	36.708	48.284	238.4	49:58.916
12	1	1:47.494	33.778	34.447	39.269	255.3	21:45.879	26	1	2:19.938	1:01.894	36.309	41.735		52:18.854
13	1	1:47.338	33.818	34.233	39.287	255.3	23:33.217	27	1	1:53.796	35.843	36.193	41.760	238.4	54:12.650
14	1	1:47.127	33.704	34.213	39.210	254.7	25:20.344	28	1	1:54.195	35.649	36.429	42.117	236.3	56:06.845
15	1	1:47.063	33.598	34.290	39.175	257.1	27:07.407	29	1	1:54.666	36.510	36.510	41.646	237.4	58:01.511
16	1	1:49.429	33.794	35.323	40.312	257.1	28:56.836	30	1	1:54.393	35.918	36.500	41.975	237.9	59:55.904
17	1	1:47.538	34.124	34.035	39.379	242.2	30:44.374	31	1	1:54.212	35.764	36.646	41.802	236.3	1:01:50.116
18	1	1:54.010 B	33.691	33.959	46.360	248.8	32:38.384	32	1	1:54.323	35.821	36.200	42.302	235.3	1:03:44.439
19	2	3:48.163	2:28.414	36.822	42.927		36:26.547	11 TM Evolution JS2 R 1.Alain GRAND JS2 R 2.Simon ESCALLIER							
20	2	1:52.217	35.499	35.376	41.342	244.3	38:18.764	1	2	2:01.416	40.160	38.915	42.341		2:01.416
21	2	1:51.504	34.779	35.894	40.831	246.6	40:10.268	2	2	1:56.084	36.090	38.035	41.959	233.8	3:57.500
22	2	1:50.463	34.631	35.206	40.626	245.5	42:00.731	3	2	1:54.500	36.190	36.641	41.669	235.3	5:52.000
23	2	1:51.959	34.885	35.441	41.633	246.6	43:52.690	4	2	1:53.822	35.917	36.516	41.389	236.3	7:45.822
24	2	1:50.540	34.740	35.091	40.709	247.7	45:43.230	5	2	1:53.938	35.777	36.488	41.673	237.4	9:39.760
25	2	1:50.829	34.660	35.124	41.045	247.1	47:34.059	6	2	1:53.688	35.959	36.489	41.240	234.3	11:33.448
26	2	1:52.626	35.548	35.172	41.906	247.1	49:26.685	7	2	1:53.797	35.923	36.256	41.618	234.8	13:27.245
27	2	1:50.617	34.968	34.981	40.668	244.3	51:17.302	8	2	1:53.730	35.854	36.501	41.375	236.3	15:20.975
28	2	1:51.051	34.980	35.070	41.001	246.6	53:08.353	9	2	1:53.879	35.893	36.605	41.381	234.8	17:14.854
29	2	1:50.530	34.594	35.232	40.704	245.5	54:58.883	10	2	1:53.582	35.853	36.381	41.348	236.8	19:08.436
30	2	1:50.497	34.541	35.222	40.734	246.0	56:49.380	11	2	1:54.021	35.915	36.536	41.570	234.3	21:02.457
31	2	1:52.335	34.778	36.258	41.299	248.3	58:41.715	12	2	1:53.602	35.714	36.465	41.423	234.8	22:56.059
32	2	1:50.477	34.712	35.127	40.638	245.5	1:00:32.192	13	2	1:53.977	35.930	36.267	41.780	235.8	24:50.036
33	2	1:50.557	34.695	35.161	40.701	246.0	1:02:22.749	14	2	1:54.388	35.828	36.531	42.029	233.8	26:44.424
34	2	1:49.990	34.633	34.872	40.485	245.5	1:04:12.739	15	2	1:53.458	35.836	36.252	41.370	236.3	28:37.882
4 COOL Racing JS2 R 1.Cédric OLTRAMARE JS2 R								16	2	1:54.400	35.963	36.895	41.542	234.8	30:32.282
1	1	2:01.676	41.147	38.241	42.288		2:01.676	17	2	2:02.835 B	36.247	36.601	49.987	233.3	32:35.117
2	1	2:00.692	36.054	36.365	48.273	235.8	4:02.368	18	1	3:53.556	2:29.680	38.993	44.883		36:28.673
3	1	1:55.064	35.878	36.694	42.492	238.4	5:57.432	19	1	1:58.419	37.211	37.751	43.457	236.3	38:27.092
4	1	1:53.793	35.880	36.221	41.692	238.9	7:51.225	20	1	1:57.322	37.211	37.508	42.603	235.3	40:24.414
5	1	1:54.529	36.048	36.383	42.098	237.9	9:45.754	21	1	1:57.675	37.400	37.176	43.099	234.8	42:22.089
6	1	1:54.063	36.057	36.329	41.677	237.9	11:39.817	22	1	1:57.937	37.511	37.969	42.457	235.8	44:20.026
7	1	1:52.995	35.522	36.055	41.418	238.4	13:32.812	23	1	1:55.858	36.719	36.730	42.409	232.3	46:15.884
8	1	1:53.319	35.496	36.067	41.756	236.8	15:26.131	24	1	1:57.760	37.209	37.241	43.310	236.3	48:13.644
9	1	1:53.601	35.701	36.128	41.772	237.4	17:19.732	25	1	1:59.472	38.140	37.629	43.703	236.3	50:13.116
10	1	1:53.606	35.488	36.348	41.770	237.9	19:13.338	26	1	1:57.854	37.060	37.516	43.278	227.8	52:10.970
11	1	1:53.799	35.817	36.073	41.909	236.8	21:07.137	27	1	1:57.087	37.240	37.194	42.653	236.3	54:08.057
12	1	1:53.730	35.674	36.092	41.964	236.8	23:00.867	28	1	1:57.673	37.058	37.682	42.933	235.8	56:05.730
13	1	1:53.855	35.775	36.106	41.974	237.9	24:54.722	29	1	1:57.532	37.798	37.470	42.264	236.3	58:03.262
								30	1	1:55.926	36.546	36.862	42.518	233.8	59:59.188
								31	1	2:00.306	37.365	37.877	45.064	236.3	1:01:59.494



Ligier European Series

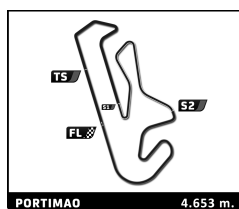
Portimao Heat

Race 1

Sector Analysis

Lap under Red Flag Invalidated Lap Personal Best Session Best B Crossing the pit lane

Lap	D	Time	Sector 1	Sector 2	Sector 3	T. Spd	Elapsed	Lap	D	Time	Sector 1	Sector 2	Sector 3	T. Spd	Elapsed
32	1	1:58.728	38.050	37.433	43.245	237.4	1:03:58.222	13	2	1:47.131	33.526	34.378	39.227	247.1	23:22.347
16 Team Virage JS P4 1.Gillian HENRION JS P4								14	2	1:47.235	34.040	33.961	39.234	250.6	25:09.582
1	1	1:48.630	34.664	34.654	39.312		1:48.630	15	2	1:48.176	33.762	34.514	39.900	248.8	26:57.758
2	1	1:47.328	33.967	34.285	39.076	246.0	3:35.958	16	2	1:47.091	33.846	33.952	39.293	247.1	28:44.849
3	1	1:47.070	33.918	34.239	38.913	247.7	5:23.028	17	2	1:55.458	B 34.137	34.360	46.961	251.2	30:40.307
4	1	1:46.719	33.810	34.131	38.778	248.3	7:09.747	18	1	3:47.845	2:30.562	35.524	41.759		34:28.152
5	1	1:46.836	33.739	34.358	38.739	246.6	8:56.583	19	1	1:51.136	34.867	35.477	40.792	244.3	36:19.288
6	1	1:46.924	33.786	34.219	38.919	253.5	10:43.507	20	1	1:49.570	34.346	35.126	40.098	244.3	38:08.858
7	1	1:46.916	33.786	34.111	39.019	247.1	12:30.423	21	1	1:49.684	34.161	35.477	40.046	245.5	39:58.542
8	1	1:46.596	33.832	33.950	38.814	245.5	14:17.019	22	1	1:50.208	34.551	35.274	40.383	247.7	41:48.750
9	1	1:46.567	33.562	33.890	39.115	248.3	16:03.586	23	1	1:50.375	34.830	35.579	39.966	249.4	43:39.125
10	1	1:46.348	33.585	33.875	38.888	248.8	17:49.934	24	1	1:49.644	34.420	35.002	40.222	246.6	45:28.769
11	1	1:45.945	33.492	33.622	38.831	248.8	19:35.879	25	1	1:50.830	34.724	35.473	40.633	246.6	47:19.599
12	1	1:46.502	33.440	33.736	39.326	250.6	21:22.381	26	1	1:50.759	35.298	35.135	40.326	247.1	49:10.358
13	1	1:47.149	33.514	33.869	39.766	251.2	23:09.530	27	1	1:56.962	B 34.639	34.936	47.387	251.2	51:07.320
14	1	1:46.207	33.540	33.747	38.920	249.4	24:55.737	28	1	2:20.672	1:05.909	34.746	40.017		53:27.992
15	1	1:47.656	34.069	33.851	39.736	255.3	26:43.393	29	1	1:48.745	34.126	34.689	39.930	248.3	55:16.737
16	1	1:52.567	B 33.574	33.708	45.285	249.4	28:35.960	30	1	1:49.279	34.396	34.864	40.019	246.0	57:06.016
17	1	3:48.673	2:34.338	35.201	39.134		32:24.633	31	1	1:50.134	34.833	35.063	40.238	246.0	58:56.150
18	1	1:46.347	33.649	33.844	38.854	247.7	34:10.980	32	1	1:49.489	34.445	35.016	40.028	247.7	1:00:45.639
19	1	1:47.266	34.415	33.863	38.988	250.6	35:58.246	33	1	1:50.875	34.238	35.027	41.610	249.4	1:02:36.514
20	1	1:45.875	33.318	33.673	38.884	251.7	37:44.121	34	1	1:53.873	37.247	36.103	40.523	248.8	1:04:30.387
21	1	1:45.547	33.336	33.609	38.602	248.8	39:29.668	22 Smart Driving JS2 R 1.Bogdan DOBRANICI JS2 R 2.Mihai ZAMFIR							
22	1	1:46.428	33.381	34.245	38.802	252.3	41:16.096	1	1	2:07.694	43.360	39.789	44.545		2:07.694
23	1	1:47.699	33.439	35.249	39.011	252.3	43:03.795	2	1	1:59.091	37.323	38.328	43.440	236.8	4:06.785
24	1	1:45.987	33.463	33.841	38.683	248.8	44:49.782	3	1	1:59.061	37.597	38.089	43.375	231.8	6:05.846
25	1	1:45.462	33.228	33.495	38.739	249.4	46:35.244	4	1	1:59.938	37.870	38.584	43.484	231.8	8:05.784
26	1	1:46.434	33.371	33.930	39.133	250.6	48:21.678	5	1	2:00.246	37.853	38.476	43.917	233.8	10:06.030
27	1	1:48.188	33.654	34.477	40.057	251.7	50:09.866	6	1	1:59.475	37.509	38.706	43.260	231.8	12:05.505
28	1	1:46.353	33.334	34.039	38.980	250.0	51:56.219	7	1	2:00.706	37.552	37.831	45.323	232.8	14:06.211
29	1	1:47.376	34.662	33.852	38.862	252.3	53:43.595	8	1	2:01.608	37.678	38.431	45.499	231.3	16:07.819
30	1	1:46.418	33.546	33.786	39.086	251.2	55:30.013	9	1	2:11.688	37.914	43.149	50.625	233.8	18:19.507
31	1	1:46.630	33.598	34.190	38.842	252.9	57:16.643	10	1	2:01.198	37.274	38.216	45.708	234.3	20:20.705
32	1	1:46.838	33.695	34.291	38.852	253.5	59:03.481	11	1	1:57.819	37.433	37.809	42.577	231.3	22:18.524
33	1	1:46.473	33.568	33.858	39.047	253.5	1:00:49.954	12	1	1:57.700	37.026	37.444	43.230	233.8	24:16.224
34	1	1:47.168	33.266	33.797	40.105	257.1	1:02:37.122	13	1	2:00.302	37.649	38.634	44.019	233.3	26:16.526
17 Pegasus Racing JS P4 1.Anthony NAHRA JS P4 2.Dimitri ENJALBERT								14	1	2:07.963	B 37.625	38.913	51.425	231.8	28:24.489
1	2	1:51.871	36.379	35.048	40.444		1:51.871	15	2	4:09.821	2:38.777	42.621	48.423		32:34.310
2	2	1:48.742	34.452	34.653	39.637	248.8	3:40.613	16	2	2:10.376	40.621	42.394	47.361	228.3	34:44.686
3	2	1:48.336	34.235	34.342	39.759	250.0	5:28.949	17	2	2:07.766	39.908	40.599	47.259	232.8	36:52.452
4	2	1:49.107	34.877	34.789	39.441	252.9	7:18.056	18	2	2:07.264	39.762	40.961	46.541	232.3	38:59.716
5	2	1:47.150	33.758	34.023	39.369	248.8	9:05.206	19	2	2:06.019	39.059	40.895	46.065	231.8	41:05.735
6	2	1:47.246	33.578	34.227	39.441	250.0	10:52.452	20	2	2:10.282	39.997	43.996	46.289	230.8	43:16.017
7	2	1:47.550	33.695	34.229	39.626	250.6	12:40.002	21	2	2:07.185	40.057	41.034	46.094	230.3	45:23.202
8	2	1:47.436	34.441	33.845	39.150	244.9	14:27.438	22	2	2:09.331	39.441	42.236	47.654	231.8	47:32.533
9	2	1:46.509	33.636	33.827	39.046	245.5	16:13.947	23	2	2:08.690	42.467	40.787	45.436	229.8	49:41.223
10	2	1:47.054	33.790	34.070	39.194	247.1	18:01.001	24	2	2:11.993	40.662	42.088	49.243	230.8	51:53.216
11	2	1:47.355	33.782	34.135	39.438	245.5	19:48.356	25	2	2:09.340	41.082	42.566	45.692	227.8	54:02.556
12	2	1:46.860	33.768	33.976	39.116	246.0	21:35.216	26	2	2:09.338	39.510	42.472	47.356	231.3	56:11.894
								27	2	2:10.114	40.107	43.518	46.489	233.3	58:22.008
								28	2	2:06.151	39.201	41.067	45.883	231.8	1:00:28.159



Ligier European Series

Portimao Heat

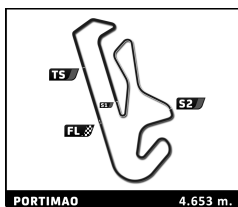
Race 1

Sector Analysis

PORTIMAO 4.653 m.

Lap under Red Flag Invalidated Lap Personal Best Session Best B Crossing the pit lane

Lap	D	Time	Sector 1	Sector 2	Sector 3	T. Spd	Elapsed	Lap	D	Time	Sector 1	Sector 2	Sector 3	T. Spd	Elapsed
29	2	2:03.664	38.720	39.889	45.055	231.3	1:02:31.823	12	1	1:56.404	36.737	37.142	42.525	237.9	23:20.988
30	2	2:03.960	38.956	40.218	44.786	232.3	1:04:35.783	13	1	1:57.278	36.839	37.126	43.313	236.8	25:18.266
23 Monza Garage JS P4 1. George KING JS P4								14	1	1:58.846	37.697	37.387	43.762	236.8	27:17.112
1	1	1:52.590	36.685	35.902	40.003		1:52.590	15	1	2:04.571 B	37.093	37.415	50.063	236.8	29:21.683
2	1	1:49.261	34.616	34.702	39.943	251.7	3:41.851	16	2	4:04.444	2:33.232	37.823	53.389		33:26.127
3	1	1:47.672	33.958	34.236	39.478	251.2	5:29.523	17	2	1:56.958	37.153	37.626	42.179	236.8	35:23.085
4	1	1:49.761	34.316	36.044	39.401	254.1	7:19.284	18	2	1:55.920	36.479	37.028	42.413	236.8	37:19.005
5	1	1:48.203	34.257	34.326	39.620	257.1	9:07.487	19	2	1:56.859	36.766	37.511	42.582	237.4	39:15.864
6	1	1:47.813	34.050	34.373	39.390	251.7	10:55.300	20	2	1:56.346	36.665	37.402	42.279	237.4	41:12.210
7	1	1:47.521	33.641	34.348	39.532	252.9	12:42.821	21	2	1:57.707	36.581	38.635	42.491	237.4	43:09.917
8	1	1:47.947	33.810	34.480	39.657	251.7	14:30.768	22	2	1:56.893	36.632	37.454	42.807	236.3	45:06.810
9	1	1:49.888	34.559	35.133	40.196	255.3	16:20.656	23	2	1:56.440	36.547	37.319	42.574	236.8	47:03.250
10	1	1:48.996	33.973	35.237	39.786	247.7	18:09.652	24	2	1:56.795	36.289	37.256	43.250	237.4	49:00.045
11	1	1:48.234	33.877	34.984	39.373	247.7	19:57.886	25	2	1:56.643	36.664	37.637	42.342	238.4	50:56.688
12	1	1:47.520	33.878	34.471	39.171	250.0	21:45.406	26	2	1:57.394	36.356	38.413	42.625	237.4	52:54.082
13	1	1:47.210	33.655	34.271	39.284	251.7	23:32.616	27	2	1:56.733	36.816	37.187	42.730	234.8	54:50.815
14	1	1:47.104	33.820	34.198	39.086	250.6	25:19.720	28	2	1:55.553	36.508	36.785	42.260	237.9	56:46.368
15	1	1:47.192	33.963	34.132	39.097	253.5	27:06.912	29	2	1:56.623	36.297	37.405	42.921	237.4	58:42.991
16	1	1:58.395	33.999	44.351	40.045	252.3	29:05.307	30	2	1:55.803	36.272	36.890	42.641	235.8	1:00:38.794
17	1	1:55.970 B	34.208	34.754	47.008	254.1	31:01.277	31	2	2:05.109	36.323	37.084	51.702	237.9	1:02:43.903
18	1	3:48.905	2:34.494	34.939	39.472		34:50.182	33 Les Deux Arbres JS P4 1. Jacques NICOLET JS P4 2. Louis ROSSI							
19	1	1:48.137	34.112	34.655	39.370	249.4	36:38.319	1	1	1:55.958	38.375	36.695	40.888		1:55.958
20	1	1:48.614	34.550	34.442	39.622	254.7	38:26.933	2	1	1:51.434	35.319	35.732	40.383	246.0	3:47.392
21	1	1:49.203	35.070	34.102	40.031	247.7	40:16.136	3	1	1:50.299	34.429	35.540	40.330	248.3	5:37.691
22	1	1:46.782	33.508	34.180	39.094	255.9	42:02.918	4	1	1:51.273	34.514	35.219	41.540	246.6	7:28.964
23	1	1:47.743	33.609	34.574	39.560	255.9	43:50.661	5	1	1:50.921	35.306	35.544	40.071	249.4	9:19.885
24	1	1:46.909	33.609	34.161	39.139	252.9	45:37.570	6	1	1:51.059	35.569	35.391	40.099	250.6	11:10.944
25	1	1:47.366	33.544	34.218	39.604	254.7	47:24.936	7	1	1:49.845	34.459	35.038	40.348	248.3	13:00.789
26	1	1:46.890	33.746	34.012	39.132	254.1	49:11.826	8	1	1:50.049	34.527	35.091	40.431	247.7	14:50.838
27	1	1:49.725	33.883	34.727	41.115	260.9	51:01.551	9	1	1:49.878	34.280	34.838	40.760	247.7	16:40.716
28	1	1:48.183	33.684	35.196	39.303	257.1	52:49.734	10	1	1:49.636	34.550	34.883	40.203	247.1	18:30.352
29	1	1:49.903	33.412	33.902	42.589	255.3	54:39.637	11	1	1:50.389	34.469	35.183	40.737	247.1	20:20.741
30	1	1:49.049	35.094	33.901	40.054	237.4	56:28.686	12	1	1:49.573	34.477	35.097	39.999	247.7	22:10.314
31	1	1:54.039	40.720	34.273	39.046	256.5	58:22.725	13	1	1:50.163	34.813	35.330	40.020	248.8	24:00.477
32	1	1:46.656	33.555	34.222	38.879	254.7	1:00:09.381	14	1	1:50.496	34.555	34.900	41.041	250.0	25:50.973
33	1	1:47.266	33.680	34.271	39.315	254.7	1:01:56.647	15	1	1:58.528 B	34.681	35.735	48.112	247.1	27:49.501
34	1	1:47.894	33.641	34.142	40.111	252.9	1:03:44.541	16	2	3:33.946	2:15.574	36.643	41.729		31:23.447
25 TM Evolution JS2 R 1. Bruno CHAUDET JS2 R 2. Freddy MENANTEAU								17	2	1:53.257	35.150	36.171	41.936	245.5	33:16.704
1	1	2:04.003	42.573	38.210	43.220		2:04.003	18	2	1:50.186	34.840	35.268	40.078	246.0	35:06.890
2	1	1:57.137	37.162	37.131	42.844	235.8	4:01.140	19	2	1:49.679	34.591	34.787	40.301	250.6	36:56.569
3	1	1:56.229	36.411	36.753	43.065	235.3	5:57.369	20	2	1:50.279	34.934	35.189	40.156	252.3	38:46.848
4	1	1:55.763	36.469	37.057	42.237	237.9	7:53.132	21	2	1:48.797	34.062	34.896	39.839	251.2	40:35.645
5	1	1:55.982	36.543	37.118	42.321	237.4	9:49.114	22	2	1:49.472	34.387	35.109	39.976	251.7	42:25.117
6	1	1:55.443	36.159	36.753	42.531	236.3	11:44.557	23	2	1:53.443	34.609	37.039	41.795	253.5	44:18.560
7	1	1:56.057	36.587	37.204	42.266	237.9	13:40.614	24	2	1:49.314	34.738	34.650	39.926	247.7	46:07.874
8	1	1:56.368	36.582	37.016	42.770	237.9	15:36.982	25	2	1:50.427	34.520	34.617	41.290	250.6	47:58.301
9	1	1:55.313	36.351	36.879	42.083	236.8	17:32.295	26	2	1:50.256	35.558	34.923	39.775	247.1	49:48.557
10	1	1:55.882	36.577	36.881	42.424	236.8	19:28.177	27	2	1:50.299	34.146	35.151	41.002	251.7	51:38.856
11	1	1:56.407	36.412	36.891	43.104	235.3	21:24.584	28	2	1:49.466	34.760	34.861	39.845	248.8	53:28.322
								29	2	1:50.222	34.290	34.783	41.149	257.1	55:18.544
								30	2	1:49.925	34.671	34.766	40.488	248.8	57:08.469



Ligier European Series

Portimao Heat

Race 1

Sector Analysis

PORTIMAO 4.653 m.

Lap under Red Flag Invalidated Lap Personal Best Session Best Crossing the pit lane

Lap	D	Time	Sector 1	Sector 2	Sector 3	T. Spd	Elapsed	Lap	D	Time	Sector 1	Sector 2	Sector 3	T. Spd	Elapsed
-----	---	------	----------	----------	----------	--------	---------	-----	---	------	----------	----------	----------	--------	---------

31	2	1:49.014	34.399	34.798	39.817	251.2	58:57.483
32	2	1:49.027	34.139	34.527	40.361	253.5	1:00:46.510
33	2	1:49.670	34.139	34.674	40.857	255.9	1:02:36.180
34	2	1:56.415	38.294	35.828	42.293	247.1	1:04:32.595

40	RLR M Sport	JS2 R
	1.Horst Felix FELBERMAYR	JS2 R

1	1	2:02.257	40.943	38.742	42.572		2:02.257
2	1	1:54.844	35.852	36.850	42.142	235.3	3:57.101
3	1	1:54.102	35.961	36.208	41.933	236.3	5:51.203
4	1	1:53.725	35.725	35.986	42.014	236.8	7:44.928
5	1	1:54.379	35.740	36.777	41.862	237.4	9:39.307
6	1	1:53.562	35.788	36.121	41.653	236.3	11:32.869
7	1	1:53.437	35.698	36.106	41.633	237.4	13:26.306
8	1	1:53.760	35.804	36.071	41.885	235.3	15:20.066
9	1	1:53.508	35.715	36.053	41.740	237.4	17:13.574
10	1	1:53.691	35.751	36.176	41.764	237.9	19:07.265
11	1	1:54.109	36.097	36.136	41.876	236.3	21:01.374
12	1	1:54.080	35.876	36.281	41.923	238.4	22:55.454
13	1	1:54.045	36.008	35.939	42.098	238.9	24:49.499
14	1	1:53.923	35.746	36.252	41.925	237.9	26:43.422
15	1	1:53.581	35.644	36.051	41.886	236.8	28:37.003
16	1	2:01.900	B 35.812	36.161	49.927	235.8	30:38.903
17	1	3:56.728	2:37.261	37.613	41.854		34:35.631
18	1	1:54.223	36.468	36.022	41.733	233.3	36:29.854
19	1	1:54.457	35.833	35.932	41.692	238.4	38:23.311
20	1	1:54.429	35.406	36.236	42.787	236.3	40:17.740
21	1	1:53.518	35.587	36.113	41.818	237.9	42:11.258
22	1	1:53.989	35.506	36.190	42.293	235.8	44:05.247
23	1	1:53.641	35.431	36.298	41.912	236.3	45:58.888
24	1	1:53.221	35.544	35.979	41.698	236.8	47:52.109
25	1	1:52.743	35.407	35.947	41.389	235.8	49:44.852
26	1	1:53.938	35.755	36.245	41.938	237.9	51:38.790
27	1	1:54.391	35.935	36.488	41.968	236.3	53:33.181
28	1	1:53.798	35.695	36.040	42.063	236.3	55:26.979
29	1	1:53.973	35.773	36.449	41.751	237.4	57:20.952
30	1	1:53.395	35.652	36.215	41.528	233.3	59:14.347
31	1	1:52.935	35.636	35.844	41.455	238.4	1:01:07.282
32	1	1:53.363	35.482	35.797	42.084	235.8	1:03:00.645

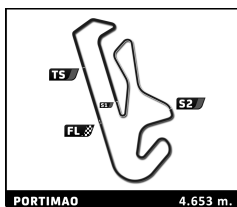
43	Team Virage	JS P4
	1.Bernardo PINHEIRO 2.José Maria MARREIROS	JS P4

1	1	1:56.936	39.445	36.425	41.066		1:56.936
2	1	1:51.422	35.416	35.725	40.281	250.0	3:48.358
3	1	1:49.945	34.605	35.384	39.956	251.2	5:38.303
4	1	1:50.900	34.963	35.384	40.553	253.5	7:29.203
5	1	1:49.857	34.648	34.914	40.295	256.5	9:19.060
6	1	1:49.425	34.576	34.989	39.860	246.0	11:08.485
7	1	1:49.393	34.495	35.038	39.860	247.1	12:57.878
8	1	1:49.057	34.653	34.752	39.652	247.7	14:46.935
9	1	1:49.370	34.243	35.253	39.874	248.3	16:36.305
10	1	1:50.407	34.628	35.339	40.440	247.1	18:26.712
11	1	1:50.431	34.808	35.411	40.212	246.6	20:17.143

12	1	1:49.170	34.538	34.870	39.762	247.1	22:06.313
13	1	1:49.696	34.943	34.920	39.833	248.3	23:56.009
14	1	1:49.478	34.597	34.992	39.889	248.8	25:45.487
15	1	1:49.013	34.424	34.856	39.733	247.7	27:34.500
16	1	1:58.281	B 34.782	35.459	48.040	247.7	29:32.781
17	2	3:50.831	2:32.743	36.351	41.737		33:23.612
18	2	1:50.056	34.479	35.301	40.276	247.1	35:13.668
19	2	1:59.260	42.976	35.599	40.685	250.0	37:12.928
20	2	1:51.513	35.162	35.583	40.768	247.7	39:04.441
21	2	1:50.386	34.422	35.428	40.536	249.4	40:54.827
22	2	1:49.269	34.033	34.997	40.239	248.3	42:44.096
23	2	1:48.684	34.109	34.864	39.711	248.3	44:32.780
24	2	1:48.117	33.858	34.645	39.614	248.8	46:20.897
25	2	2:02.684	45.591	36.174	40.919	250.0	48:23.581
26	2	1:49.677	34.211	34.951	40.515	251.2	50:13.258
27	2	1:49.825	34.325	35.156	40.344	251.2	52:03.083
28	2	1:52.501	33.977	36.880	41.644	251.7	53:55.584
29	2	1:49.511	34.116	34.980	40.415	247.7	55:45.095
30	2	1:48.600	34.054	34.803	39.743	248.8	57:33.695
31	2	1:49.396	34.147	35.054	40.195	250.6	59:23.091
32	2	1:49.917	34.568	35.276	40.073	250.0	1:01:13.008
33	2	1:49.812	34.410	34.809	40.593	251.2	1:03:02.820

44	Smart Driving	JS P4
	1.Mihnea STEFAN	JS P4

1	1	1:51.380	36.090	35.057	40.233		1:51.380
2	1	1:48.598	34.750	34.617	39.231	247.1	3:39.978
3	1	1:48.657	34.453	34.447	39.757	250.0	5:28.635
4	1	1:48.646	34.872	34.744	39.030	248.3	7:17.281
5	1	1:47.340	33.886	34.143	39.311	249.4	9:04.621
6	1	1:47.242	33.864	34.285	39.093	249.4	10:51.863
7	1	1:48.416	33.988	34.265	40.163	249.4	12:40.279
8	1	1:50.020	35.683	34.955	39.382	255.9	14:30.299
9	1	1:47.298	33.729	34.237	39.322	254.7	16:17.597
10	1	1:56.371	33.959	34.795	47.617	254.7	18:13.968
11	1	1:48.997	34.684	34.390	39.923	244.9	20:02.965
12	1	1:48.291	34.156	34.651	39.484	249.4	21:51.256
13	1	1:48.937	34.330	34.822	39.785	251.7	23:40.193
14	1	1:48.300	34.231	34.438	39.631	251.2	25:28.493
15	1	1:48.178	34.105	34.287	39.786	251.7	27:16.671
16	1	1:47.948	33.789	34.451	39.708	251.2	29:04.619
17	1	1:48.634	34.308	34.853	39.473	256.5	30:53.253
18	1	1:54.173	B 33.939	34.639	45.595	248.8	32:47.426
19	1	3:50.755	2:36.376	34.370	40.009		36:38.181
20	1	1:48.859	35.464	34.119	39.276	249.4	38:27.040
21	1	1:47.455	34.030	34.003	39.422	254.1	40:14.495
22	1	1:47.284	33.602	34.202	39.480	253.5	42:01.779
23	1	1:47.307	33.873	34.312	39.122	255.3	43:49.086
24	1	1:47.591	33.803	34.272	39.516	252.3	45:36.677
25	1	1:47.325	33.775	34.474	39.076	251.2	47:24.002
26	1	1:47.525	33.520	34.370	39.635	252.9	49:11.527
27	1	1:49.334	33.907	34.651	40.776	254.7	51:00.861
28	1	1:48.089	33.963	34.941	39.185	253.5	52:48.950



Ligier European Series

Portimao Heat

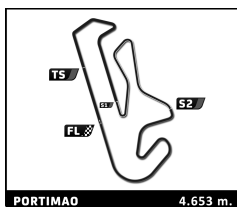
Race 1

Sector Analysis

PORTIMAO 4.653 m.

Lap under Red Flag Invalidated Lap Personal Best Session Best Crossing the pit lane

Lap	D	Time	Sector 1	Sector 2	Sector 3	T. Spd	Elapsed	Lap	D	Time	Sector 1	Sector 2	Sector 3	T. Spd	Elapsed
29	1	1:46.894	33.713	34.099	39.082	251.7	54:35.844	8	1	1:47.958	34.507	34.235	39.216	252.9	14:29.139
30	1	1:47.206	33.824	34.282	39.100	251.7	56:23.050	9	1	1:47.245	33.785	34.171	39.289	251.7	16:16.384
31	1	1:48.199	33.751	34.688	39.760	252.9	58:11.249	10	1	1:47.888	33.796	34.694	39.398	251.2	18:04.272
32	1	1:47.597	33.596	34.415	39.586	253.5	59:58.846	11	1	1:48.583	33.901	34.789	39.893	250.0	19:52.855
33	1	1:48.122	33.769	34.892	39.461	251.2	1:01:46.968	12	1	1:48.349	34.123	34.407	39.819	249.4	21:41.204
34	1	1:49.261	34.983	34.717	39.561	254.1	1:03:36.229	13	1	1:47.870	33.981	34.288	39.601	249.4	23:29.074
50 Les Deux Arbres JS P4 1.Raymond NARAC JS P4 2.Raphaël NARAC								14	1	1:47.895	33.884	34.250	39.761	250.0	25:16.969
1	1	1:54.878	37.785	36.500	40.593		1:54.878	15	1	1:47.494	33.903	34.219	39.372	248.3	27:04.463
2	1	1:49.578	34.849	34.812	39.917	246.0	3:44.456	16	1	1:53.648B	33.855	34.467	45.326	251.7	28:58.111
3	1	1:48.536	34.352	34.763	39.421	251.7	5:32.992	17	1	3:49.004	2:34.902	34.288	39.814		32:47.115
4	1	1:48.170	34.358	34.389	39.423	251.7	7:21.162	18	1	1:48.900	34.591	34.694	39.615	247.7	34:36.015
5	1	1:47.506	33.937	34.274	39.295	254.1	9:08.668	19	1	1:48.805	33.953	34.136	40.716	255.3	36:24.820
6	1	1:47.693	34.073	34.430	39.190	254.7	10:56.361	20	1	1:47.548	34.037	34.045	39.466	248.3	38:12.368
7	1	1:47.998	33.925	34.533	39.540	256.5	12:44.359	21	1	1:46.934	33.569	33.885	39.480	251.2	39:59.302
8	1	1:48.460	34.474	34.458	39.528	254.1	14:32.819	22	1	1:47.382	33.795	34.017	39.570	254.7	41:46.684
9	1	1:48.626	34.240	34.483	39.903	254.1	16:21.445	23	1	1:47.746	34.043	34.235	39.468	248.3	43:34.430
10	1	1:49.108	34.088	35.210	39.810	255.3	18:10.553	24	1	1:48.281	33.899	34.227	40.155	248.8	45:22.711
11	1	1:48.991	34.182	35.021	39.788	255.9	19:59.544	25	1	1:47.545	33.874	34.131	39.540	247.7	47:10.256
12	1	1:48.051	33.993	34.406	39.652	253.5	21:47.595	26	1	1:47.850	33.709	34.287	39.854	254.1	48:58.106
13	1	1:48.305	34.205	34.492	39.608	252.9	23:35.900	27	1	1:47.588	33.833	34.116	39.639	248.3	50:45.694
14	1	1:49.499	34.573	34.822	40.104	252.9	25:25.399	28	1	1:48.342	33.812	34.373	40.157	248.3	52:34.036
15	1	1:48.857	34.224	34.623	40.010	251.7	27:14.256	29	1	1:50.283	34.220	35.559	40.504	248.8	54:24.319
16	1	1:49.860	34.296	35.851	39.713	250.6	29:04.116	30	1	1:49.369	34.647	34.748	39.974	248.8	56:13.688
17	1	1:56.285B	34.238	34.470	47.577	250.6	31:00.401	31	1	1:49.483	35.059	34.569	39.855	252.3	58:03.171
18	2	3:33.278	2:16.132	36.793	40.353		34:33.679	32	1	1:48.210	34.110	34.307	39.793	250.6	59:51.381
19	2	1:52.911	34.619	35.830	42.462	251.2	36:26.590	33	1	1:47.960	33.908	34.456	39.596	250.0	1:01:39.341
20	2	1:48.490	34.278	34.601	39.611	248.3	38:15.080	34	1	1:48.288	33.818	34.502	39.968	248.8	1:03:27.629
21	2	1:48.460	34.187	34.585	39.688	254.1	40:03.540	69 M Racing JS2 R 1.Laurent MILLARA JS2 R							
22	2	1:48.240	33.792	34.663	39.785	253.5	41:51.780	1	1	2:03.116	41.864	38.440	42.812		2:03.116
23	2	1:49.279	33.974	35.190	40.115	254.1	43:41.059	2	1	1:57.232	37.295	37.042	42.895	236.3	4:00.348
24	2	1:48.462	34.047	34.674	39.741	253.5	45:29.521	3	1	1:55.788	36.565	36.905	42.318	238.4	5:56.136
25	2	1:50.312	34.394	35.629	40.289	256.5	47:19.833	4	1	1:54.944	36.210	36.806	41.928	237.9	7:51.080
26	2	1:49.508	34.478	34.846	40.184	254.1	49:09.341	5	1	1:56.252	36.967	36.973	42.312	237.4	9:47.332
27	2	1:49.958	34.179	35.291	40.488	252.3	50:59.299	6	1	1:54.757	36.096	36.541	42.120	238.4	11:42.089
28	2	1:51.367	34.239	36.138	40.990	252.9	52:50.666	7	1	1:54.679	36.119	36.354	42.206	238.4	13:36.768
29	2	1:48.408	33.862	34.519	40.027	255.9	54:39.074	8	1	1:54.664	36.177	36.610	41.877	235.8	15:31.432
30	2	1:49.435	34.206	34.481	40.748	249.4	56:28.509	9	1	1:55.113	36.371	36.709	42.033	236.8	17:26.545
31	2	1:50.864	35.436	35.579	39.849	250.6	58:19.373	10	1	1:54.378	35.972	36.303	42.103	236.3	19:20.923
32	2	1:48.012	33.889	34.479	39.644	252.9	1:00:07.385	11	1	1:54.793	35.996	36.594	42.203	236.8	21:15.716
33	2	1:47.949	33.754	34.217	39.978	252.9	1:01:55.334	12	1	1:55.262	36.270	36.432	42.560	236.3	23:10.978
34	2	1:49.034	34.029	34.458	40.547	252.9	1:03:44.368	13	1	1:55.078	36.182	36.817	42.079	238.4	25:06.056
53 M Racing JS P4 1.Natan BIHEL JS P4								14	1	1:55.696	36.089	36.960	42.647	236.8	27:01.752
1	1	1:52.959	36.930	35.892	40.137		1:52.959	15	1	1:57.778	37.017	37.545	43.216	237.4	28:59.530
2	1	1:49.242	34.478		253.5		3:42.201	16	1	2:05.116B	36.353	38.399	50.364	237.4	31:04.646
3	1	1:47.734	34.079	34.211	39.444	257.1	5:29.935	17	1	3:38.554	2:19.384	36.742	42.428		34:43.200
4	1	1:48.810	34.489	35.093	39.228	256.5	7:18.745	18	1	1:55.337	36.270	36.583	42.484	237.4	36:38.537
5	1	1:47.148	34.018	33.963	39.167	255.3	9:05.893	19	1	1:54.842	36.228	36.574	42.040	235.8	38:33.379
6	1	1:47.773	33.686	34.244	39.843	254.7	10:53.666	20	1	1:54.889	35.866	36.498	42.525	238.4	40:28.268
7	1	1:47.515	33.917	34.158	39.440	251.2	12:41.181	21	1	1:54.443	35.942	36.231	42.270	236.3	42:22.711
								22	1	1:56.039	36.775	36.795	42.469	236.8	44:18.750
								23	1	1:54.883	35.988	36.534	42.361	236.3	46:13.633



Ligier European Series

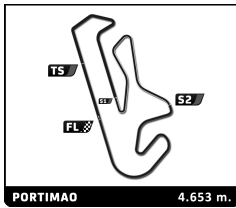
Portimao Heat

Race 1

PORTIMAO 4.653 m. Sector Analysis

Lap under Red Flag Invalidated Lap Personal Best Session Best B Crossing the pit lane

Lap	D	Time	Sector 1	Sector 2	Sector 3	T. Spd	Elapsed	Lap	D	Time	Sector 1	Sector 2	Sector 3	T. Spd	Elapsed
24	1	1:54.864	36.095	36.649	42.120	237.4	48:08.497	22	1	1:47.857	34.274	34.583	39.000	261.5	42:14.914
25	1	1:55.549	36.104	36.973	42.472	235.8	50:04.046	23	1	1:47.386	33.828	34.393	39.165	256.5	44:02.300
26	1	1:55.511	36.151	36.576	42.784	236.3	51:59.557	24	1	1:46.132	33.474	33.911	38.747	252.9	45:48.432
27	1	1:58.008	36.506	37.597	43.905	237.4	53:57.565	25	1	1:48.283	33.639	34.415	40.229	254.7	47:36.715
28	1	1:56.750	36.583	37.063	43.104	237.4	55:54.315	26	1	1:49.267	34.542	34.165	40.560	257.1	49:25.982
29	1	1:56.224	36.558	37.029	42.637	234.3	57:50.539	27	1	1:47.310	34.121	34.254	38.935	249.4	51:13.292
30	1	1:57.073	36.882	37.432	42.759	236.8	59:47.612	28	1	1:47.707	34.067	34.659	38.981	253.5	53:00.999
31	1	1:57.228	36.825	37.555	42.848	236.8	1:01:44.840	29	1	1:47.837	33.662	34.609	39.566	255.9	54:48.836
32	1	1:58.134	37.423	37.660	43.051	236.8	1:03:42.974	30	1	1:48.282	34.036	34.895	39.351	252.3	56:37.118
75 RLR MSport JS2 R								95 CTF Performance JS2 R							
1. Haytham QARAJOULI JS2 R								1. Gilles PORET JS2 R							
2. Martin RICH															
1	1	1:59.468	39.972	37.499	41.997		1:59.468	1	1	2:04.294	42.702	38.924	42.668		2:04.294
2	1	1:54.044	35.976	36.304	41.764	235.8	3:53.512	2	1	1:57.367	37.250	37.447	42.670	235.8	4:01.661
3	1	1:54.227	35.944	36.483	41.800	237.4	5:47.739	3	1	1:56.353	36.547	37.529	42.277	237.9	5:58.014
4	1	1:53.349	35.638	36.224	41.487	236.3	7:41.088	4	1	1:55.957	36.502	37.122	42.333	237.9	7:53.971
5	1	1:52.900	35.620	36.140	41.140	238.4	9:33.988	5	1	1:55.835	36.604	37.033	42.198	237.9	9:49.806
6	1	1:53.252	35.450	36.281	41.521	237.4	11:27.240	6	1	1:55.695	36.667	36.936	42.092	237.4	11:45.501
7	1	1:53.619	35.970	36.274	41.375	238.4	13:20.859	7	1	1:55.464	36.427	37.026	42.011	236.3	13:40.965
8	1	1:52.887	35.384	36.328	41.175	236.8	15:13.746	8	1	1:56.531	36.425	37.141	42.965	238.4	15:37.496
9	1	1:52.768	35.405	36.062	41.301	237.4	17:06.514	9	1	2:04.381 B	36.597	37.207	50.577	236.8	17:41.877
10	1	1:53.710	35.893	36.365	41.452	237.4	19:00.224	10	1	2:21.515	59.691	38.969	42.855		20:03.392
11	1	1:53.047	35.482	36.161	41.404	239.5	20:53.271	11	1	1:56.529	37.002	37.140	42.387	237.4	21:59.921
12	1	1:52.644	35.601	35.733	41.310	237.4	22:45.915	12	1	1:55.884	36.655	36.938	42.291	236.8	23:55.805
13	1	1:52.858	35.593	35.972	41.293	238.9	24:38.773	13	1	1:56.817	36.619	36.765	43.433	232.8	25:52.622
14	1	1:53.666	35.617	36.293	41.756	236.3	26:32.439	14	1	2:02.880 B	36.809	36.896	49.175	237.4	27:55.502
15	1	1:53.929	35.618	36.536	41.775	238.4	28:26.368	15	1	3:37.434	2:17.400	37.168	42.866		31:32.936
16	1	3:19.444 B	36.398	1:44.702	58.344	239.5	31:45.812	16	1	1:55.957	36.981	36.847	42.129	232.8	33:28.893
17	1	4:57.834 B	2:59.717	38.029	1:20.088		36:43.646	17	1	1:55.021	36.384	36.694	41.943	238.4	35:23.914
85 Smart Driving JS P4								96 CTF Performance JS2 R							
1. Andrei VAJDA JS P4								1. Fabien DELAPLACE JS2 R							
2. Laurent PIGUET															
1	1	1:59.836	40.695	37.785	41.356		1:59.836	1	1	2:00.551	40.421	37.732	42.398		2:00.551
2	1	1:49.431	34.465	35.229	39.737	255.9	3:49.267	2	1	1:54.162	36.009	36.643	41.510	236.3	3:54.713
3	1	1:49.247	34.445	35.052	39.750	255.9	5:38.514	3	1	1:53.578	35.726	36.246	41.606	237.9	5:48.291
4	1	1:48.936	34.070	35.051	39.815	257.1	7:27.450								
5	1	1:47.651	33.918	34.502	39.231	251.2	9:15.101								
6	1	1:47.734	33.978	34.464	39.292	250.6	11:02.835								
7	1	1:48.220	34.071	34.673	39.476	252.3	12:51.055								
8	1	1:50.358	36.343	34.624	39.391	251.2	14:41.413								
9	1	1:47.769	34.178	34.436	39.155	252.3	16:29.182								
10	1	1:47.184	33.690	34.249	39.245	252.9	18:16.366								
11	1	1:47.111	33.672	34.257	39.182	253.5	20:03.477								
12	1	1:52.425	34.238	34.444	43.743	257.1	21:55.902								
13	1	1:46.881	33.538	34.300	39.043	252.9	23:42.783								
14	1	1:48.080	33.721	35.315	39.044	257.8	25:30.863								
15	1	1:47.056	33.727	34.217	39.112	254.7	27:17.919								
16	1	1:48.154	34.161	34.614	39.379	262.8	29:06.073								
17	1	1:55.733 B	34.022	34.662	47.049	257.1	31:01.806								
18	1	4:01.472	2:46.733	35.219	39.520		35:03.278								
19	1	1:48.631	33.803	34.797	40.031	251.7	36:51.909								
20	1	1:47.162	34.086	34.140	38.936	248.8	38:39.071								
21	1	1:47.986	33.726	34.474	39.786	253.5	40:27.057								



Ligier European Series

Portimao Heat

Race 1

Sector Analysis

														Lap under Red Flag	Invalidated Lap	Personal Best	Session Best	B Crossing the pit lane
Lap	D	Time	Sector 1	Sector 2	Sector 3	T. Spd	Elapsed	Lap	D	Time	Sector 1	Sector 2	Sector 3	T. Spd	Elapsed			
4	1	1:53.542	35.743	36.317	41.482	235.3	7:41.833											
5	1	1:53.688	35.701	36.259	41.728	238.4	9:35.521											
6	1	1:53.273	35.754	35.964	41.555	238.4	11:28.794											
7	1	1:52.987	35.651	36.096	41.240	238.4	13:21.781											
8	1	1:53.219	35.696	36.211	41.312	238.9	15:15.000											
9	1	1:53.043	35.578	36.049	41.416	237.9	17:08.043											
10	1	1:53.288	35.630	36.089	41.569	238.4	19:01.331											
11	1	1:53.098	35.615	36.026	41.457	238.9	20:54.429											
12	1	1:53.234	35.609	36.152	41.473	237.9	22:47.663											
13	1	1:53.410	35.592	36.405	41.413	237.9	24:41.073											
14	1	1:53.452	35.685	36.113	41.654	238.4	26:34.525											
15	1	1:53.621	35.702	36.272	41.647	238.4	28:28.146											
16	1	1:53.816	35.775	36.444	41.597	237.4	30:21.962											
17	1	2:00.832 B	36.354	36.470	48.008	236.8	32:22.794											
18	2	3:37.770	2:17.058	37.540	43.172		36:00.564											
19	2	1:55.970	36.470	37.156	42.344	237.4	37:56.534											
20	2	1:55.499	36.487	37.008	42.004	237.4	39:52.033											
21	2	1:54.701	35.952	36.729	42.020	237.4	41:46.734											
22	2	1:56.299	36.358	37.534	42.407	238.9	43:43.033											
23	2	1:56.345	36.494	36.995	42.856	237.9	45:39.378											
24	2	1:55.655	36.053	36.764	42.838	235.8	47:35.033											
25	2	1:56.699	37.363	37.024	42.312	237.9	49:31.732											
26	2	1:54.952	36.018	36.857	42.077	238.4	51:26.684											
27	2	1:54.910	36.155	36.941	41.814	238.4	53:21.594											
28	2	1:55.336	36.153	37.197	41.986	238.4	55:16.930											
29	2	1:56.064	36.478	36.925	42.661	237.4	57:12.994											
30	2	1:55.689	36.308	37.427	41.954	236.8	59:08.683											
31	2	1:55.207	36.090	36.948	42.169	237.4	1:01:03.890											
32	2	1:55.155	36.357	36.938	41.860	238.9	1:02:59.045											