

Ligier European Series


Portimao Heat

Race 1

PORTIMAO 4.653 m. Sector Analysis

Lap under Red Flag Invalidated Lap Personal Best Session Best B Crossing the pit lane

Lap	D	Time	Sector 1	Sector 2	Sector 3	T. Spd	Elapsed	Lap	D	Time	Sector 1	Sector 2	Sector 3	T. Spd	Elapsed		
11 TM Evolution 1. Alain GRAND								Ligier JS2 R JS2 R									
1	1	2:04.309	40.343	38.802	45.164		2:04.309	7	1	1:55.059	36.090	37.113	41.856	238.4	13:31.347		
2	1	1:58.750	38.727	37.477	42.546	234.3	4:03.059	8	1	1:54.599	36.343	36.706	41.550	237.9	15:25.946		
3	1	1:56.280	36.719	37.326	42.235	235.8	5:59.339	9	1	1:54.337	36.146	36.431	41.760	237.4	17:20.283		
4	1	1:56.726	36.666	37.815	42.245	235.8	7:56.065	10	1	2:05.956	43.463	39.774	42.719	235.3	19:26.239		
5	1	1:56.685	36.687	37.598	42.400	237.4	9:52.750	11	1	2:34.006	39.516	42.603	1:11.887	222.7	22:00.245		
6	1	1:55.750	36.606	37.185	41.959	235.3	11:48.500	12	1	2:28.607	53.396	39.293	55.918		24:28.852		
7	1	1:55.755	36.447	37.240	42.068	235.3	13:44.255	13	1	1:54.789	36.919	36.400	41.470	236.3	26:23.641		
8	1	1:56.205	36.722	37.503	41.980	234.8	15:40.460	14	1	1:53.782	36.025	36.065	41.692	237.9	28:17.423		
9	1	1:56.468	36.787	37.027	42.654	235.3	17:36.928	15	1	1:53.982	35.941	36.319	41.722	236.8	30:11.405		
10	1	2:03.832	40.773	39.957	43.102	205.7	19:40.760	16	1	2:02.209 B	36.327	36.636	49.246	231.8	32:13.614		
11	1	2:22.776	41.970	39.100	1:01.706	198.2	22:03.536	17	1	3:15.613	1:57.017	36.296	42.300		35:29.227		
12	1	2:28.230	52.028	39.343	56.859	121.9	24:31.766	18	1	1:53.968	36.316	36.421	41.231	233.8	37:23.195		
13	1	1:55.473	36.614	36.576	42.283	235.8	26:27.239	19	1	1:53.925	36.072	36.259	41.594	235.3	39:17.120		
14	1	1:55.257	36.423	37.281	41.553	235.3	28:22.496	20	1	2:02.018 B	36.248	36.224	49.546	234.3	41:19.138		
15	1	2:06.826 B	37.567	37.496	51.763	234.8	30:29.322	21	1	4:31.703	3:12.671	37.256	41.776		45:50.841		
16	1	3:13.936	1:55.482	36.683	41.771		33:43.258	22	1	1:54.126	36.057	36.478	41.591	232.8	47:44.967		
17	1	2:01.908	37.913	40.531	43.464	235.3	35:45.166	23	1	1:54.730	36.888	36.460	41.382	231.8	49:39.697		
18	1	2:18.196 B	39.232	41.757	57.207	228.8	38:03.362	24	1	1:54.999	36.317	37.078	41.604	231.3	51:34.696		
19	1	2:58.390	1:35.327	39.054	44.009		41:01.752	25	1	1:54.268	36.054	36.512	41.702	231.8	53:28.964		
20	1	2:04.517	40.465	38.606	45.446	178.8	43:06.269	26	1	1:54.722	36.229	36.469	42.024	231.3	55:23.686		
21	1	2:07.479	40.274	42.557	44.648	179.1	45:13.748	27	1	1:54.175	36.190	36.521	41.464	229.8	57:17.861		
22	1	2:03.666	39.803	39.309	44.554	178.8	47:17.414	28	1	1:54.666	36.919	36.518	41.229	231.3	59:12.527		
23	1	2:02.534	40.284	38.297	43.953	179.1	49:19.948	29	1	1:53.714	35.919	36.433	41.362	233.8	1:01:06.241		
24	1	2:03.922	41.156	38.869	43.897	178.5	51:23.870	30	1	1:54.433	36.206	36.713	41.514	231.8	1:03:00.674		
25	1	2:02.488	39.679	38.104	44.705	179.7	53:26.358	31	1	1:54.224	36.195	36.341	41.688	232.3	1:04:54.898		
26	1	2:08.712	42.685	38.603	47.424	166.2	55:35.070								30 CD Sport 1. Claude DEGREMONT 2. Baptiste BERTHELOT		Ligier JS2 R JS2 R
27	1	2:05.849	40.677	38.312	46.860	172.8	57:40.919	1	1	1:56.153	37.534	37.407	41.212		1:56.153		
28	1	2:05.971	41.876	38.799	45.296	180.6	59:46.890	2	1	1:53.871	36.336	36.451	41.084	237.9	3:50.024		
29	1	2:05.087	40.043	37.930	47.114	165.1	1:01:51.977	3	1	1:53.279	35.678	36.596	41.005	236.8	5:43.303		
30	1	2:11.956	42.893	42.308	46.755	179.1	1:04:03.933	4	1	1:54.688	36.555	36.730	41.403	236.8	7:37.991		
								5	1	1:52.910	35.550	36.234	41.126	237.4	9:30.901		
								6	1	1:52.762	35.546	36.153	41.063	236.8	11:23.663		
								7	1	1:52.807	35.494	36.217	41.096	235.3	13:16.470		
								8	1	1:52.878	35.580	36.181	41.117	234.8	15:09.348		
								9	1	1:54.038	36.290	36.558	41.190	233.8	17:03.386		
								10	1	1:55.719	36.178	37.922	41.619	234.8	18:59.105		
								11	1	2:57.947	42.881	1:02.374	1:12.692	233.3	21:57.052		
								12	1	2:29.453	52.088	40.325	57.040	126.5	24:26.505		
								13	1	1:53.729	36.207	36.134	41.388	236.8	26:20.234		
								14	1	1:53.448	35.494	36.581	41.373	235.8	28:13.682		
								15	1	2:00.646 B	35.524	36.418	48.704	235.8	30:14.328		
								16	2	3:18.349	1:59.804	36.559	41.986		33:32.677		
								17	2	1:55.664	36.948	36.752	41.964	230.3	35:28.341		
								18	2	1:53.952	36.068	36.511	41.373	231.3	37:22.293		
								19	2	1:53.667	35.786	36.268	41.613	231.8	39:15.960		
								20	2	1:53.828	35.855	36.351	41.622	232.3	41:09.788		
								21	2	1:55.500	36.220	36.770	42.510	232.3	43:05.288		
								22	2	1:54.895	36.742	36.469	41.684	229.8	45:00.183		
								23	2	1:53.643	36.065	36.109	41.469	230.8	46:53.826		
								24	2	1:53.845	36.169	36.030	41.646	231.8	48:47.671		
								25	2	1:53.728	35.866	36.241	41.621	231.3	50:41.399		
17 Arctic Energy 1. Nerses ISAAKYAN								Ligier JS2 R JS2 R									
1	1	1:57.007	37.599	38.060	41.348		1:57.007										
2	1	1:53.539	36.234	36.463	40.842	238.4	3:50.546										
3	1	1:52.922	35.883	36.343	40.696	236.8	5:43.468										
4	1	1:52.927	35.869	36.239	40.819	238.4	7:36.395										
5	1	1:52.907	35.509	36.425	40.973	236.3	9:29.302										
6	1	1:52.441	35.555	36.091	40.795	235.8	11:21.743										
7	1	1:52.480	35.399	36.127	40.954	235.8	13:14.223										
8	1	1:53.118	35.885	36.082	41.151	234.8	15:07.341										
25 TM Evolution 1. Bruno CHAUDET								Ligier JS2 R JS2 R									
1	1	2:03.160	40.886	39.112	43.162		2:03.160										
2	1	1:55.248	36.798	36.705	41.745	235.8	3:58.408										
3	1	1:54.561	36.165	36.878	41.518	235.3	5:52.969										
4	1	1:54.638	35.881	36.422	42.335	236.8	7:47.607										
5	1	1:54.318	36.099	36.185	42.034	235.8	9:41.925										
6	1	1:54.363	36.105	36.511	41.747	236.3	11:36.288										



Ligier European Series

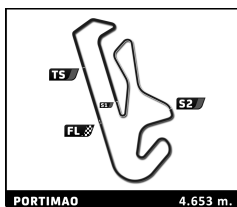
Portimao Heat

Race 1

Sector Analysis

Lap under Red Flag Invalidated Lap Personal Best Session Best B Crossing the pit lane

Lap	D	Time	Sector 1	Sector 2	Sector 3	T. Spd	Elapsed	Lap	D	Time	Sector 1	Sector 2	Sector 3	T. Spd	Elapsed
26	2	1:53.938	36.128	36.111	41.699	230.8	52:35.337	9	1	1:55.508	36.739	36.994	41.775	229.8	17:35.223
27	2	1:53.755	35.689	36.173	41.893	230.8	54:29.092	10	1	2:04.919	40.389	40.611	43.919	229.8	19:40.142
28	2	1:54.568	36.199	36.353	42.016	230.3	56:23.660	11	1	2:21.667	42.153	38.919	1:00.595	193.5	22:01.809
29	2	1:54.320	36.252	36.271	41.797	235.3	58:17.980	12	1	2:28.968	52.957	39.759	56.252		24:30.777
30	2	1:53.891	35.918	36.399	41.574	231.8	1:00:11.871	13	1	1:55.153	36.557	36.797	41.799	231.3	26:25.930
31	2	1:54.860	36.310	36.626	41.924	232.3	1:02:06.731	14	1	2:02.916 B	36.147	36.782	49.987	234.3	28:28.846
32	2	1:54.926	35.961	36.429	42.536	231.8	1:04:01.657	15	1	7:34.687	6:02.044	48.350	44.293		36:03.533
38 HRC 1. Julien RODRIGUES Ligier JS2 R JS2 R															
1	1	1:58.478	38.191	37.999	42.288		1:58.478	16	1	1:56.294	37.243	37.241	41.810	226.4	37:59.827
2	1	1:54.738	36.091	36.886	41.761	234.8	3:53.216	17	1	1:55.614	36.463	36.965	42.186	227.8	39:55.441
3	1	1:53.409	35.626	36.136	41.647	234.3	5:46.625	18	1	1:55.817	36.636	37.142	42.039	227.4	41:51.258
4	1	1:53.646	35.854	36.295	41.497	236.8	7:40.271	19	1	1:55.298	36.582	36.781	41.935	227.8	43:46.556
5	1	2:01.667 B	35.794	36.573	49.300	235.3	9:41.938	20	1	1:58.040	37.376	37.931	42.733	228.3	45:44.596
6	1	2:16.831	58.552	36.709	41.570		11:58.769	21	1	2:04.443 B	38.066	37.734	48.643	228.3	47:49.039
7	1	1:54.089	36.095	36.471	41.523	232.3	13:52.858	22	1	2:20.154	59.953	37.388	42.813		50:09.193
8	1	1:53.455	35.845	36.383	41.227	233.3	15:46.313	23	1	1:55.353	36.422	36.896	42.035	231.8	52:04.546
9	1	1:53.171	35.678	36.025	41.468	233.8	17:39.484	24	1	1:56.687	37.887	37.356	41.444	230.8	54:01.233
10	1	2:04.762	40.318	39.750	44.694	233.8	19:44.246	25	1	1:55.670	36.409	37.119	42.142	231.8	55:56.903
11	1	2:20.207	39.670	38.403	1:02.134	214.3	22:04.453	26	1	1:55.842	36.594	37.153	42.095	228.8	57:52.745
12	1	2:27.665	52.477	39.668	55.520		24:32.118	27	1	1:56.354	36.871	36.873	42.610	227.8	59:49.099
13	1	1:54.712	36.725	36.464	41.523	237.4	26:26.830	28	1	1:57.039	36.793	37.415	42.831	228.3	1:01:46.138
14	1	2:03.119 B	35.637	36.725	50.757	237.9	28:29.949	29	1	1:56.543	37.147	37.122	42.274	226.4	1:03:42.681
15	1	3:16.535	1:59.149	36.088	41.298		31:46.484	46 MV2S Racing 1. Antoine CHAPUS 2. Gaëtan ESSART Ligier JS2 R JS2 R							
16	1	1:54.505	36.802	36.492	41.211	229.8	33:40.989	1	2	1:58.829	39.122	37.740	41.967		1:58.829
17	1	1:53.215	35.684	36.024	41.507	234.3	35:34.204	2	2	1:54.693	36.475	36.883	41.335	237.4	3:53.522
18	1	1:54.386	36.251	36.621	41.514	235.8	37:28.590	3	2	1:53.416	36.026	36.226	41.164	235.8	5:46.938
19	1	1:56.181	36.501	36.484	43.196	230.3	39:24.771	4	2	1:53.606	35.983	36.548	41.075	237.4	7:40.544
20	1	1:53.419	35.737	36.212	41.470	234.3	41:18.190	5	2	1:54.616	36.213	36.212	42.191	235.3	9:35.160
21	1	1:54.464	35.675	36.195	42.594	232.8	43:12.654	6	2	1:53.942	36.184	36.488	41.270	229.8	11:29.102
22	1	1:53.600	36.056	36.154	41.390	232.3	45:06.254	7	2	1:52.658	35.859	36.134	40.665	232.8	13:21.760
23	1	1:53.687	35.886	36.233	41.568	233.8	46:59.941	8	2	1:52.967	35.796	36.172	40.999	232.8	15:14.727
24	1	1:54.025	35.842	36.480	41.703	231.3	48:53.966	9	2	1:53.085	35.858	36.405	40.822	232.3	17:07.812
25	1	1:53.149	35.862	36.088	41.199	230.8	50:47.115	10	2	1:54.993	36.581	37.248	41.164	232.3	19:02.805
26	1	1:54.275	36.211	36.643	41.421	231.3	52:41.390	11	2	2:55.109	40.494	1:02.185	1:12.430	231.8	21:57.914
27	1	1:54.323	36.047	36.038	42.238	230.8	54:35.713	12	2	2:29.216	52.367	39.770	57.079		24:27.130
28	1	1:53.580	36.071	36.003	41.506	233.8	56:29.293	13	2	1:53.738	35.942	36.965	40.831	233.8	26:20.868
29	1	1:53.592	36.101	36.111	41.380	231.8	58:22.885	14	2	1:53.085	35.586	36.484	41.015	236.3	28:13.953
30	1	1:53.228	35.984	36.082	41.162	231.8	1:00:16.113	15	2	1:58.538 B	35.783	36.297	46.458	235.8	30:12.491
31	1	1:52.613	35.664	35.788	41.161	232.3	1:02:08.726	16	1	3:25.675	2:03.197	40.030	42.448		33:38.166
32	1	1:53.221	35.687	35.850	41.684	232.8	1:04:01.947	17	1	1:55.105	36.704	36.415	41.986	235.3	35:33.271
45 MV2S Racing 1. Mikhail MAKAROVSKII Ligier JS2 R JS2 R								18							
1	1	2:04.867	41.551	39.008	44.308		2:04.867	19	1	1:54.834	36.400	36.575	41.859	236.8	37:28.105
2	1	1:57.209	37.809	37.082	42.318	223.6	4:02.076	20	1	1:55.517	36.782	37.266	41.469	227.8	39:23.622
3	1	1:56.456	36.892	37.304	42.260	232.8	5:58.532	21	1	1:53.500	35.766	36.494	41.240	231.3	41:17.122
4	1	1:56.793	36.820	37.786	42.187	231.8	7:55.325	22	1	1:57.085	36.038	36.330	44.717	231.3	43:14.207
5	1	1:56.089	36.912	37.026	42.151	232.3	9:51.414	23	1	1:55.154	36.681	36.787	41.686	225.5	45:09.361
6	1	1:56.042	37.026	37.032	41.984	229.8	11:47.456	24	1	1:54.500	36.364	36.810	41.326	231.3	47:03.861
7	1	1:56.087	36.709	37.257	42.121	230.8	13:43.543	25	1	1:54.243	36.205	36.674	41.364	230.3	48:58.104
8	1	1:56.172	37.100	37.080	41.992	230.3	15:39.715	26	1	1:54.080	35.949	36.453	41.678	230.3	50:52.184
								27							
								28							
								29							
								30							
								31							
								32							



Ligier European Series

Portimao Heat


Race 1

Sector Analysis

PORTIMAO 4.653 m.

Lap under Red Flag Invalidated Lap Personal Best Session Best B Crossing the pit lane

Lap	D	Time	Sector 1	Sector 2	Sector 3	T. Spd	Elapsed	Lap	D	Time	Sector 1	Sector 2	Sector 3	T. Spd	Elapsed								
30	1	1:53.743	36.281	36.266	41.196	229.8	1:00:23.659	12	1	2:29.830	49.535	43.176	57.119	167.4	24:23.956								
31	1	1:53.940	35.977	36.577	41.386	230.3	1:02:17.599	13	1	1:51.490	35.226	35.525	40.739	236.3	26:15.446								
32	1	1:54.216	36.141	36.723	41.352	230.3	1:04:11.815	14	1	1:51.852	35.180	35.673	40.999	236.3	28:07.298								
50 HP Racing Team 1. Andrea DROMEDARI Ligier JS P4 JS P4								15								1	1:58.699	B	35.438	35.962	47.299	235.8	30:05.997
1	1	2:04.877	43.021	38.077	43.779		2:04.877	16	1	3:12.866	1:56.171	35.664	41.031		33:18.863								
2	1	1:53.621	36.724	36.045	40.852	237.9	3:58.498	17	1	1:52.048	35.494	35.648	40.906	233.8	35:10.911								
3	1	1:51.303	35.134	35.895	40.274	239.5	5:49.801	18	1	1:52.253	35.492	35.731	41.030	234.3	37:03.164								
4	1	1:52.369	34.885	36.046	41.438	239.5	7:42.170	19	1	1:51.801	35.429	35.605	40.767	233.8	38:54.965								
5	1	1:53.003	35.291	36.017	41.695	240.5	9:35.173	20	1	1:52.225	35.291	35.679	41.255	233.8	40:47.190								
6	1	1:51.458	35.303	35.864	40.291	238.9	11:26.631	21	1	1:51.978	35.481	35.669	40.828	235.8	42:39.168								
7	1	1:50.824	35.061	35.586	40.177	240.5	13:17.455	22	1	1:51.865	35.383	35.572	40.910	236.8	44:31.033								
8	1	1:52.003	34.789	36.485	40.729	239.5	15:09.458	23	1	1:52.030	35.197	35.932	40.901	235.3	46:23.063								
9	1	1:51.880	35.311	36.138	40.431	241.1	17:01.338	24	1	1:52.359	35.493	35.832	41.034	235.3	48:15.422								
10	1	1:56.913	36.976	38.342	41.595	239.5	18:58.251	25	1	1:53.006	35.471	35.876	41.659	235.3	50:08.428								
11	1	2:58.048	42.622	1:02.636	1:12.790	228.3	21:56.299	26	1	1:52.325	35.492	35.843	40.990	234.3	52:00.753								
12	1	2:29.367	50.771	41.739	56.857	157.0	24:25.666	27	1	1:51.844	35.330	35.397	41.117	233.8	53:52.597								
13	1	1:51.684	35.188	35.698	40.798	240.5	26:17.350	28	1	1:51.681	35.389	35.603	40.689	234.3	55:44.278								
14	1	1:51.748	35.471	35.799	40.478	240.0	28:09.098	29	1	1:52.217	35.255	35.541	41.421	234.3	57:36.495								
15	1	1:51.501	34.747	36.093	40.661	238.9	30:00.599	30	1	1:51.874	35.445	35.722	40.707	234.3	59:28.369								
16	1	1:59.745	B	35.147	35.721	48.877	32:00.344	31	1	1:51.831	35.341	35.667	40.823	234.8	1:01:20.200								
17	1	3:13.838	1:58.240	35.583	40.015		35:14.182	32	1	1:52.088	35.391	35.604	41.093	234.3	1:03:12.288								
18	1	1:51.239	35.327	35.593	40.319	238.9	37:05.421	33	1	1:52.522	35.550	35.593	41.379	234.8	1:05:04.810								
19	1	1:50.699	34.483	35.346	40.870	238.9	38:56.120	69 M Racing 1. Erwan BIHEL Ligier JS2 R JS2 R															
20	1	1:51.105	34.480	35.743	40.882	239.5	40:47.225	1	1	1:59.424	39.793	37.665	41.966		1:59.424								
21	1	1:49.953	34.498	35.370	40.085	239.5	42:37.178	2	1	1:54.433	36.433	36.840	41.160	235.8	3:53.857								
22	1	1:49.515	34.604	35.165	39.746	236.8	44:26.693	3	1	1:54.223	36.501	36.623	41.099	235.8	5:48.080								
23	1	1:50.052	34.748	35.178	40.126	237.9	46:16.745	4	1	1:54.849	35.676	36.409	42.764	237.4	7:42.929								
24	1	1:50.674	34.748	35.727	40.199	237.9	48:07.419	5	1	1:56.741	37.153	37.120	42.468	232.3	9:39.670								
25	1	1:50.570	34.733	35.512	40.325	237.9	49:57.989	6	1	1:55.897	36.658	36.874	42.365	231.8	11:35.567								
26	1	1:50.358	34.953	35.530	39.875	237.9	51:48.347	7	1	1:54.788	36.241	36.774	41.773	233.8	13:30.355								
27	1	1:50.451	34.884	35.737	39.830	237.4	53:38.798	8	1	1:54.738	36.249	36.778	41.711	233.3	15:25.093								
28	1	1:50.372	34.514	35.355	40.503	238.4	55:29.170	9	1	1:54.219	36.052	36.436	41.731	232.3	17:19.312								
29	1	1:50.023	34.715	35.278	40.030	238.4	57:19.193	10	1	2:05.441	40.156	41.990	43.295	233.3	19:24.753								
30	1	1:51.024	35.104	35.429	40.491	241.1	59:10.217	11	1	2:34.118	39.720	42.039	1:12.359	206.1	21:58.871								
31	1	1:50.607	34.987	35.646	39.974	237.4	1:01:00.824	12	1	2:28.705	52.367	39.332	57.006	120.9	24:27.576								
32	1	1:50.245	34.728	35.401	40.116	237.4	1:02:51.069	13	1	1:53.944	36.029	36.823	41.092	238.4	26:21.520								
33	1	1:50.842	35.127	35.549	40.166	238.4	1:04:41.911	14	1	1:53.331	35.982	36.192	41.157	236.8	28:14.851								
66 M Racing 1. Natan BIHEL Ligier JS2 R JS2 R								15	1	2:00.983	B	36.011	36.696	48.276	238.4	30:15.834							
1	1	1:53.191	35.988	36.191	41.012		1:53.191	16	1	3:21.934	2:00.232	39.738	41.964		33:37.768								
2	1	1:52.313	35.592	35.820	40.901	236.8	3:45.504	17	1	1:55.347	36.817	36.501	42.029	233.3	35:33.115								
3	1	1:52.134	35.478	35.810	40.846	236.3	5:37.638	18	1	1:55.000	36.946	36.614	41.440	236.8	37:28.115								
4	1	1:52.389	35.513	35.816	41.060	236.3	7:30.027	19	1	1:53.536	36.012	36.238	41.286	233.8	39:21.651								
5	1	1:52.340	35.300	35.591	41.449	236.3	9:22.367	20	1	1:54.297	35.947	36.334	42.016	234.3	41:15.948								
6	1	1:52.328	35.511	35.996	40.821	234.8	11:14.695	21	1	1:53.638	35.896	36.305	41.437	232.3	43:09.586								
7	1	1:51.835	35.270	35.794	40.771	235.3	13:06.530	22	1	1:55.255	36.918	36.294	42.043	234.8	45:04.841								
8	1	1:52.263	35.325	35.828	41.110	234.3	14:58.793	23	1	1:54.640	36.454	36.234	41.952	232.8	46:59.481								
9	1	1:52.035	35.323	35.820	40.892	234.8	16:50.828	24	1	1:54.247	35.825	36.380	42.042	230.8	48:53.728								
10	1	1:54.229	35.616	36.316	42.297	234.8	18:45.057	25	1	1:55.690	36.834	36.992	41.864	231.3	50:49.418								
11	1	3:09.069	49.882	1:04.774	1:14.413	229.8	21:54.126	26	1	2:24.304	B	36.830	49.812	57.662	234.8	53:13.722							



Ligier European Series

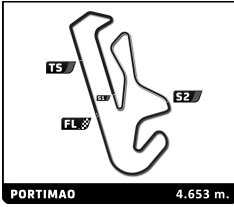
Portimao Heat

Race 1

Sector Analysis

Lap under Red Flag Invalidated Lap Personal Best Session Best B Crossing the pit lane

Lap	D	Time	Sector 1	Sector 2	Sector 3	T. Spd	Elapsed	Lap	D	Time	Sector 1	Sector 2	Sector 3	T. Spd	Elapsed	
74 Cool Racing 1.Sébastien BAUD								Ligier JS2 R JS2 R								
1	1	1:54.914	37.121	36.665	41.128		1:54.914	15	1	1:54.088 B	33.962	34.462	45.664	237.9	29:53.342	
2	1	1:52.064	35.281	36.056	40.727	235.8	3:46.978	16	1	3:08.650	1:54.840	34.737	39.073		33:01.992	
3	1	1:52.419	35.411	36.012	40.996	238.4	5:39.397	17	1	1:47.214	33.940	34.236	39.038	237.9	34:49.206	
4	1	1:52.343	35.354	35.984	41.005	241.1	7:31.740	18	1	1:47.820	33.992	34.116	39.712	237.4	36:37.026	
5	1	1:52.446	35.483	35.998	40.965	237.4	9:24.186	19	1	1:47.567	34.135	34.266	39.166	237.9	38:24.593	
6	1	1:52.193	35.303	35.844	41.046	236.3	11:16.379	20	1	1:47.185	33.898	34.211	39.076	238.4	40:11.778	
7	1	1:52.152	35.355	35.879	40.918	238.4	13:08.531	21	1	1:47.519	33.955	34.224	39.340	238.9	41:59.297	
8	1	1:52.512	35.493	36.050	40.969	237.9	15:01.043	22	1	1:47.814	34.042	34.457	39.315	239.5	43:47.111	
9	1	1:52.452	35.541	35.710	41.201	237.4	16:53.495	23	1	1:48.442	34.614	34.396	39.432	241.6	45:35.553	
10	1	2:00.293	35.695	39.012	45.586	236.3	18:53.788	24	1	1:47.582	34.083	34.296	39.203	238.4	47:23.135	
11	1	3:01.814	45.660	1:02.748	1:13.406	222.2	21:55.602	25	1	1:47.709	33.780	34.312	39.617	240.5	49:10.844	
12	1	2:29.378	49.979	42.443	56.956	154.7	24:24.980	26	1	1:47.826	34.171	34.364	39.291	240.0	50:58.670	
13	1	1:52.099	35.317	35.849	40.933	237.4	26:17.079	27	1	1:47.578	33.642	34.523	39.413	239.5	52:46.248	
14	1	1:51.918	35.317	35.790	40.811	236.8	28:08.997	28	1	1:48.862	33.995	34.122	40.745	238.9	54:35.110	
15	1	1:58.891 B	35.580	35.902	47.409	238.4	30:07.888	29	1	1:48.381	33.855	34.664	39.862	236.8	56:23.491	
16	1	3:11.630	1:55.068	35.705	40.857		33:19.518	30	1	1:47.613	34.149	34.240	39.224	237.9	58:11.104	
17	1	1:52.213	35.310	35.707	41.196	237.4	35:11.731	31	1	1:47.848	33.859	34.342	39.647	239.5	59:58.952	
18	1	1:52.041	35.463	35.605	40.973	232.8	37:03.772	32	1	1:48.341	34.508	34.579	39.254	238.4	1:01:47.293	
19	1	1:52.298	35.288	35.825	41.185	235.3	38:56.070	33	1	1:50.261	35.649	35.154	39.458	242.2	1:03:37.554	
20	1	1:52.379	35.338	35.808	41.233	236.8	40:48.449	86 M Racing 1.Mathieu MARTINS								Ligier JS2 R JS2 R
21	1	1:55.681	35.833	36.624	43.224	236.3	42:44.130	1	1	1:54.468	36.873	36.336	41.259		1:54.468	
22	1	1:52.773	35.662	36.068	41.043	234.8	44:36.903	2	1	1:52.082	35.401	35.564	41.117	236.3	3:46.550	
23	1	1:53.268	35.738	35.866	41.664	235.3	46:30.171	3	1	1:52.034	35.465	35.799	40.770	236.3	5:38.584	
24	1	1:52.613	35.520	36.132	40.961	236.3	48:22.784	4	1	1:52.113	35.385	35.791	40.937	237.9	7:30.697	
25	1	1:52.193	35.600	35.793	40.800	236.3	50:14.977	5	1	1:52.242	35.303	35.780	41.159	238.4	9:22.939	
26	1	1:51.764	35.198	35.613	40.953	237.4	52:06.741	6	1	1:52.537	35.567	36.135	40.835	237.9	11:15.476	
27	1	1:52.318	35.566	35.953	40.799	237.9	53:59.059	7	1	1:51.804	35.186	35.991	40.627	236.8	13:07.280	
28	1	1:53.798	35.511	35.951	42.336	235.8	55:52.857	8	1	1:52.168	35.346	35.772	41.050	236.8	14:59.448	
29	1	1:52.227	35.448	35.683	41.096	234.3	57:45.084	9	1	1:51.944	35.490	35.663	40.791	235.8	16:51.392	
30	1	1:53.797	35.685	35.979	42.133	234.8	59:38.881	10	1	1:54.440	35.675	36.669	42.096	237.4	18:45.832	
31	1	1:54.265	35.872	36.628	41.765	232.8	1:01:33.146	11	1	3:08.950	50.624	1:04.367	1:13.959	217.7	21:54.782	
32	1	1:54.676	35.996	36.568	42.112	231.3	1:03:27.822	12	1	2:29.730	49.778	43.102	56.850	159.5	24:24.512	
33	1	1:55.839	36.051	37.081	42.707	233.3	1:05:23.661	13	1	1:51.740	35.226	35.672	40.842	235.3	26:16.252	
81 Milo Racing 1.Kevin BALTHAZAR								Ligier JS P4 JS P4								
1	1	1:51.263	34.944	35.681	40.638		1:51.263	14	1	1:51.966	35.299	35.481	41.186	236.8	28:08.218	
2	1	1:48.630	34.241	34.721	39.668	235.8	3:39.893	15	1	1:58.694 B	35.314	36.011	47.369	236.8	30:06.912	
3	1	1:48.207	33.947	34.630	39.630	237.4	5:28.100	16	1	3:14.857	1:58.337	35.657	40.863		33:21.769	
4	1	1:48.205	34.049	34.708	39.448	237.4	7:16.305	17	1	1:51.950	35.484	35.795	40.671	235.3	35:13.719	
5	1	1:48.174	34.062	34.568	39.544	237.9	9:04.479	18	1	1:51.651	35.438	35.547	40.666	235.3	37:05.370	
6	1	1:47.935	34.258	34.299	39.378	237.9	10:52.414	19	1	1:51.724	35.520	35.555	40.649	235.3	38:57.094	
7	1	1:48.436	34.328	34.753	39.355	237.9	12:40.850	20	1	1:51.660	35.103	35.406	41.151	237.9	40:48.754	
8	1	1:48.002	34.171	34.441	39.390	237.4	14:28.852	21	1	1:56.156	35.691	35.628	44.837	236.3	42:44.910	
9	1	1:47.615	34.094	34.315	39.206	237.9	16:16.467	22	1	1:52.236	35.505	35.769	40.962	237.4	44:37.146	
10	1	2:03.563	35.103	34.704	53.756	237.4	18:20.030	23	1	1:52.583	35.751	35.815	41.017	237.9	46:29.729	
11	1	3:33.142	1:13.837	1:05.091	1:14.214		21:53.172	24	1	1:51.855	35.319	35.840	40.696	233.3	48:21.584	
12	1	2:29.934	49.809	43.329	56.796	170.1	24:23.106	25	1	1:52.054	35.650	35.767	40.637	233.8	50:13.638	
13	1	1:48.430	34.408	34.570	39.452	234.3	26:11.536	26	1	1:51.614	35.270	35.623	40.721	234.3	52:05.252	
14	1	1:47.718	34.056	34.504	39.158	236.8	27:59.254	27	1	1:52.137	35.593	35.815	40.729	236.8	53:57.389	
								28	1	1:51.844	35.540	35.570	40.734	233.8	55:49.233	
								29	1	1:52.267	35.502	35.891	40.874	233.3	57:41.500	
								30	1	1:52.121	35.349	35.860	40.912	234.3	59:33.621	
								31	1	1:51.802	35.494	35.572	40.736	231.3	1:01:25.423	



Ligier European Series

Portimao Heat

Race 1

Sector Analysis

■ Lap under Red Flag
 ■ Invalidated Lap
 ■ Personal Best
 ■ Session Best
 B Crossing the pit lane

Lap	D	Time	Sector 1	Sector 2	Sector 3	T. Spd	Elapsed	Lap	D	Time	Sector 1	Sector 2	Sector 3	T. Spd	Elapsed
32	1	1:52.269	35.397	35.771	41.101	233.8	1:03:17.692								
33	1	1:52.084	35.331	35.937	40.816	233.8	1:05:09.776								